



CONSEJO MONETARIO  
CENTROAMERICANO

Secretaría Ejecutiva



<http://www.secmca.org/sipa/>

## Reporte Semanal del Sistema de Interconexión de Pagos (SIPA)

Semana del 23 al 27 de octubre de 2023

Consejo Monetario Centroamericano  
Elaborado: 1 de noviembre de 2023

# Resumen Ejecutivo

Semana del 23 al 27 de octubre de 2023

## Cuadro 1: Crecimiento en el uso del SIPA\*

Monto	-2.3%
Transacciones	123.9%

\* crecimiento del acumulado de este año respecto al mismo período del año anterior

## Cuadro 2: Resumen de operaciones efectuadas en SIPA\*

	Pagos		Devoluciones	
	Monto	Transacciones	Monto	Transacciones
Esta semana	4,627,394.41	467	108,329.19	60
Este año	136,800,450.97	8214	3,528,485.37	818
Desde inicio	1,346,647,504.15	33040	13,588,119.70	1467

\* cierre al 27 de octubre de 2023

# Índice general

I Pagos realizados en la semana del 23 al 27 de octubre de 2023	7
II Pagos realizados del 1 de enero al 27 de octubre de 2023	17
III Pagos realizados del 3 de marzo de 2011 al 27 de octubre de 2023	22
IV Devoluciones	35

# Comité Técnico de Sistemas de Pagos

Banco Central de Costa Rica	Francisco Carvajal Chavarría	<a href="mailto:carvajalcf@bccr.fi.cr">carvajalcf@bccr.fi.cr</a>
Banco Central de Reserva de El Salvador	Juan Alberto Hernández Arévalo	<a href="mailto:juan.hernandez@bcr.gob.sv">juan.hernandez@bcr.gob.sv</a>
Banco de Guatemala	Jorge Vinicio Cáceres Dávila	<a href="mailto:jvcd@banguat.gob.gt">jvcd@banguat.gob.gt</a>
Banco Central de Honduras	Horacio Laínez	<a href="mailto:horacio.lainez@bch.hn">horacio.lainez@bch.hn</a>
Banco Central de Nicaragua	Oknan Alfredo Bello Dinartes	<a href="mailto:obello@bcn.gob.ni">obello@bcn.gob.ni</a>
Banco Central de la República Dominicana	Ángel González Tejada	<a href="mailto:a.gonzalez@bancentral.gov.do">a.gonzalez@bancentral.gov.do</a>
Secretaría Ejecutiva CMCA	Luis Ortiz Cevallos (coordinador)	<a href="mailto:lortiz@secmca.org">lortiz@secmca.org</a>

## Formatos de cuenta IBAN

País	Formato	Ejemplo
Costa Rica	CR2!n4!n14!n	CR05 0152 0200 1026 2840 66
El Salvador	SV2!n4!a20!n	SV 62 CENR 00000000000000700025
Guatemala	GT2!n4!c20!c	GT82 TRAJ 0102 0000 0012 1002 9690
Honduras	HN2!n4!???????	aún no registrado
Nicaragua	NI2!n4!c20!n	NI91 BAMC 0112 0203 0000 0355 8124
República Dominicana	DO2!n4!c20!n	DO28 BAGR 0000 0001 2124 5361 1324

## Direcciones de correo SIPA

Gestor Institucional SIPA	<a href="mailto:gisip@bancentral.gov.do">gisip@bancentral.gov.do</a>
Banco Central de Costa Rica	<a href="mailto:SIPACR@bccr.fi.cr">SIPACR@bccr.fi.cr</a>
Banco Central de Reserva de El Salvador	<a href="mailto:SIPSV@BCR.GOB.SV">SIPSV@BCR.GOB.SV</a>
Banco de Guatemala	<a href="mailto:SIPGT@banguat.gob.gt">SIPGT@banguat.gob.gt</a>
Banco Central de Honduras	<a href="mailto:sip@bch.hn">sip@bch.hn</a>
Banco Central de Nicaragua	<a href="mailto:SIPNI@bcn.gob.ni">SIPNI@bcn.gob.ni</a>
Banco Central de la República Dominicana	<a href="mailto:siprd@bancentral.gov.do">siprd@bancentral.gov.do</a>
Secretaría Ejecutiva CMCA	<a href="mailto:sip@secmca.org">sip@secmca.org</a>



# Últimos hechos relevantes

No hay hechos relevantes esta semana.

# Próximos feriados

01 de noviembre de 2023: Guatemala

02 de noviembre de 2023: El Salvador

06 de noviembre de 2023: República Dominicana

11 de noviembre de 2023: Estados Unidos

23 de noviembre de 2023: Estados Unidos

## FERIADOS DE 2023

	ENE	FEB	MAR	ABR	MAY	JUN	JUL	AGO	SEP	OCT	NOV	DIC
CRI	1			6 • 7 • 10	1		24	2 • 14	3 • 15			1 • 25
DOM	1 • 2 • 9 • 21 • 30	27		7	1	8		16	24		6	25
GTM	2			5 • 6 • 7	1	30	3	15	15	12 • 20	1	22 • 25 • 29
HND	2			5 • 6 • 7 • 17	1				15	4 • 5 • 6		25
NIC	2			6 • 7	1 • 30	19	19	1 • 10	14 • 15			8 • 25
SLV				6 • 7	1 • 10				15		2	25
USA	2 • 16	20			20	19	4		4		11 • 23	25

## Parte I

# Pagos realizados en la semana del 23 al 27 de octubre de 2023

### Cuadro 3: SIPA: Montos y número de transacciones Semana del 23 al 27 de octubre de 2023 Por país de origen vs destino

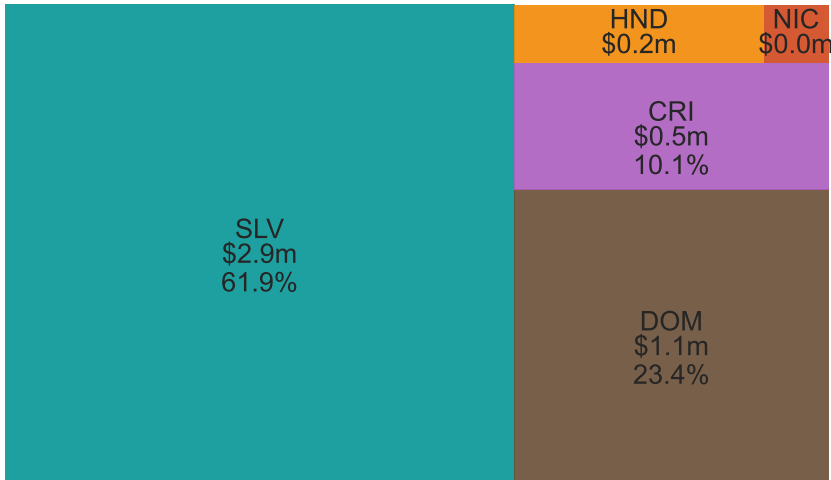
—país de origen (fila) vs país de destino (columna)—

Credito Debito	CRI	DOM	GTM	HND	NIC	SLV	Total
<b>Monto en USD</b>							
CRI	0.00	0.00	45,331.48	0.00	423,813.00	0.00	469,144.48
DOM	0.00	0.00	843,363.58	79,444.18	154,112.55	5,000.00	1,081,920.31
GTM	0.00	0.00	0.00	0.00	0.00	0.00	0.00
HND	0.00	0.00	137,572.26	0.00	0.00	32,145.80	169,718.06
NIC	0.00	0.00	25,000.00	19,045.00	0.00	0.00	44,045.00
SLV	2,972.16	33,970.30	1,286,451.95	233,598.52	1,305,573.63	0.00	2,862,566.56
Total	2,972.16	33,970.30	2,337,719.27	332,087.70	1,883,499.18	37,145.80	4,627,394.41
<b>Número de transacciones</b>							
CRI	0	0	3	0	6	0	9
DOM	0	0	31	9	3	1	44
GTM	0	0	0	0	0	0	0
HND	0	0	5	0	0	1	6
NIC	0	0	1	1	0	0	2
SLV	15	20	259	46	66	0	406
Total	15	20	299	56	75	2	467

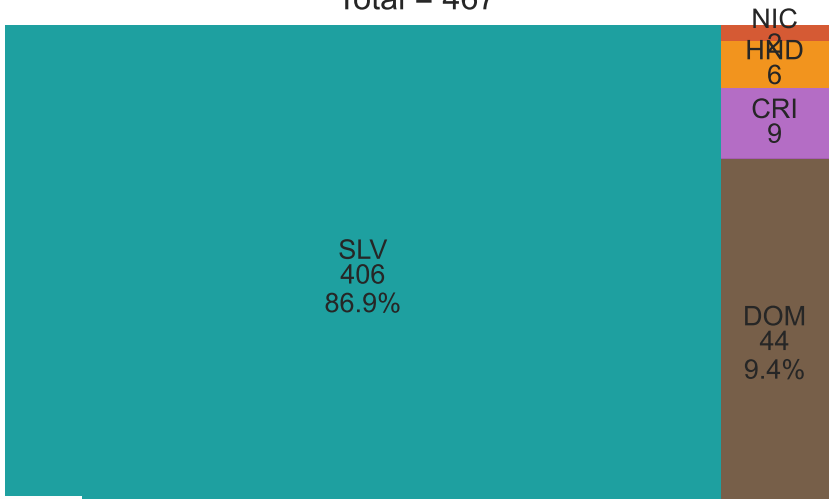


# Figura 1: SIPA: Distribución de los montos y número de transacciones Semana del 23 al 27 de octubre de 2023 Por país de origen y de destino

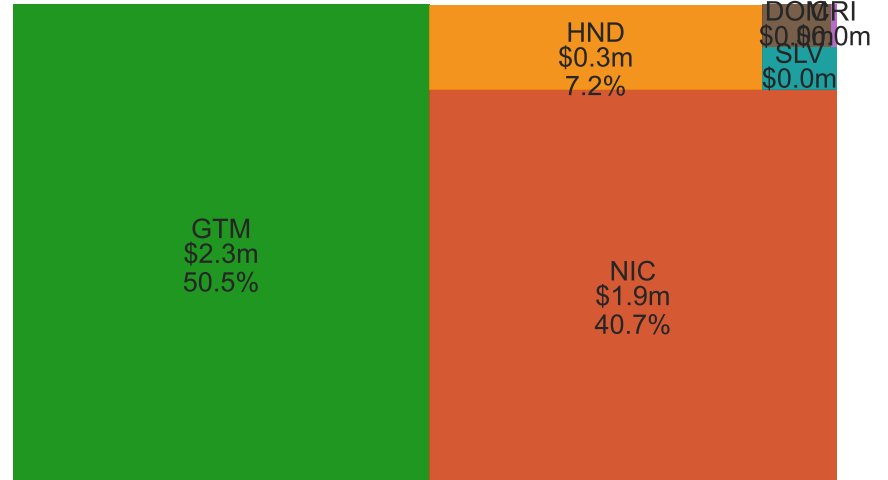
SIPA: Monto enviado por cada país  
Total = \$4.6m



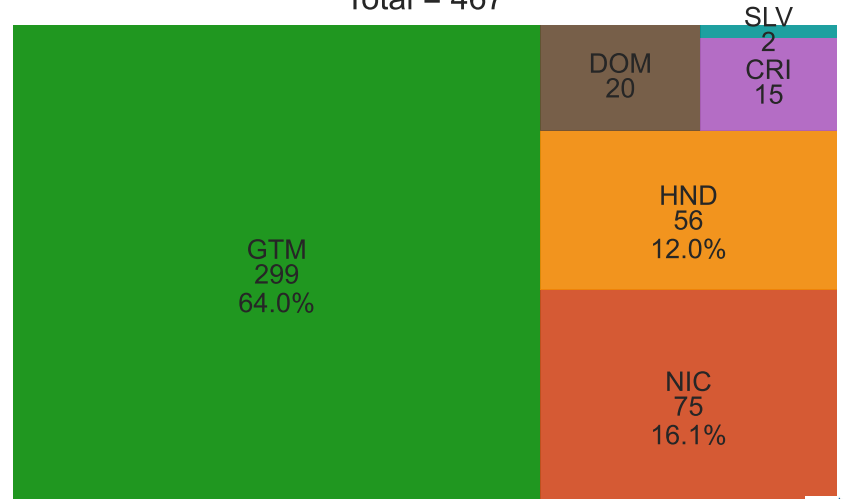
SIPA: Transacciones enviadas por cada país  
Total = 467



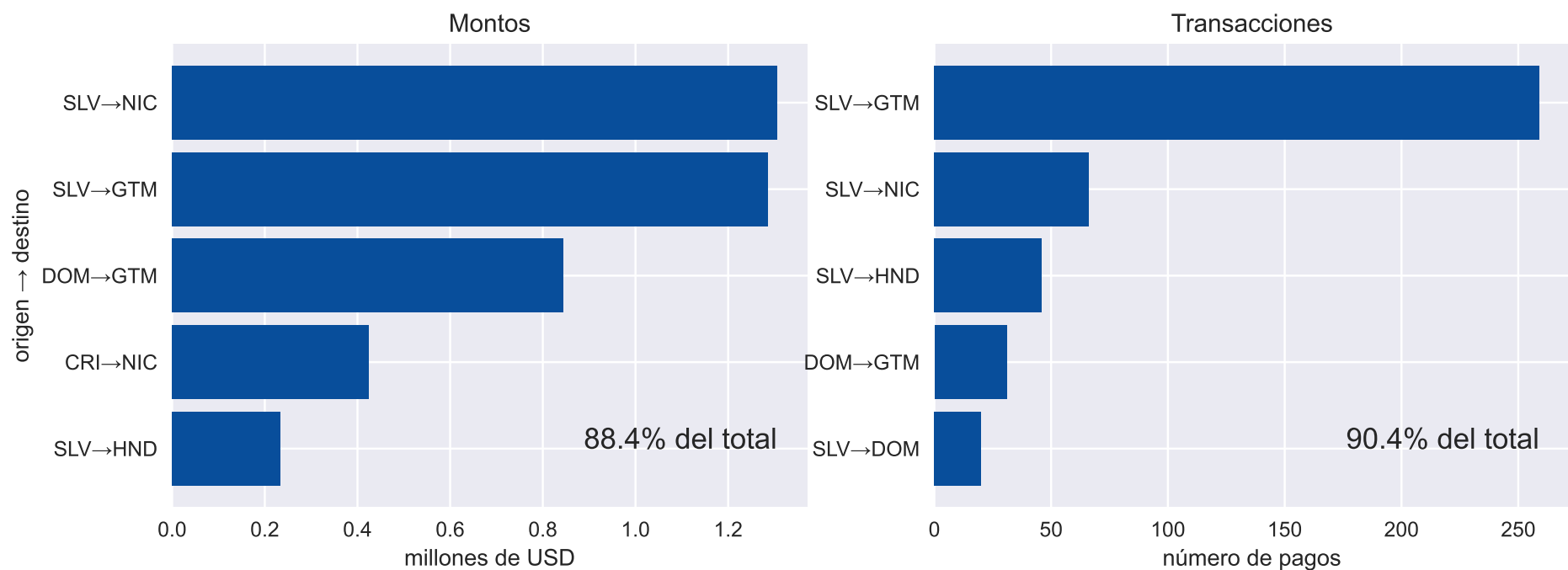
SIPA: Monto recibido por cada país  
Total = \$4.6m



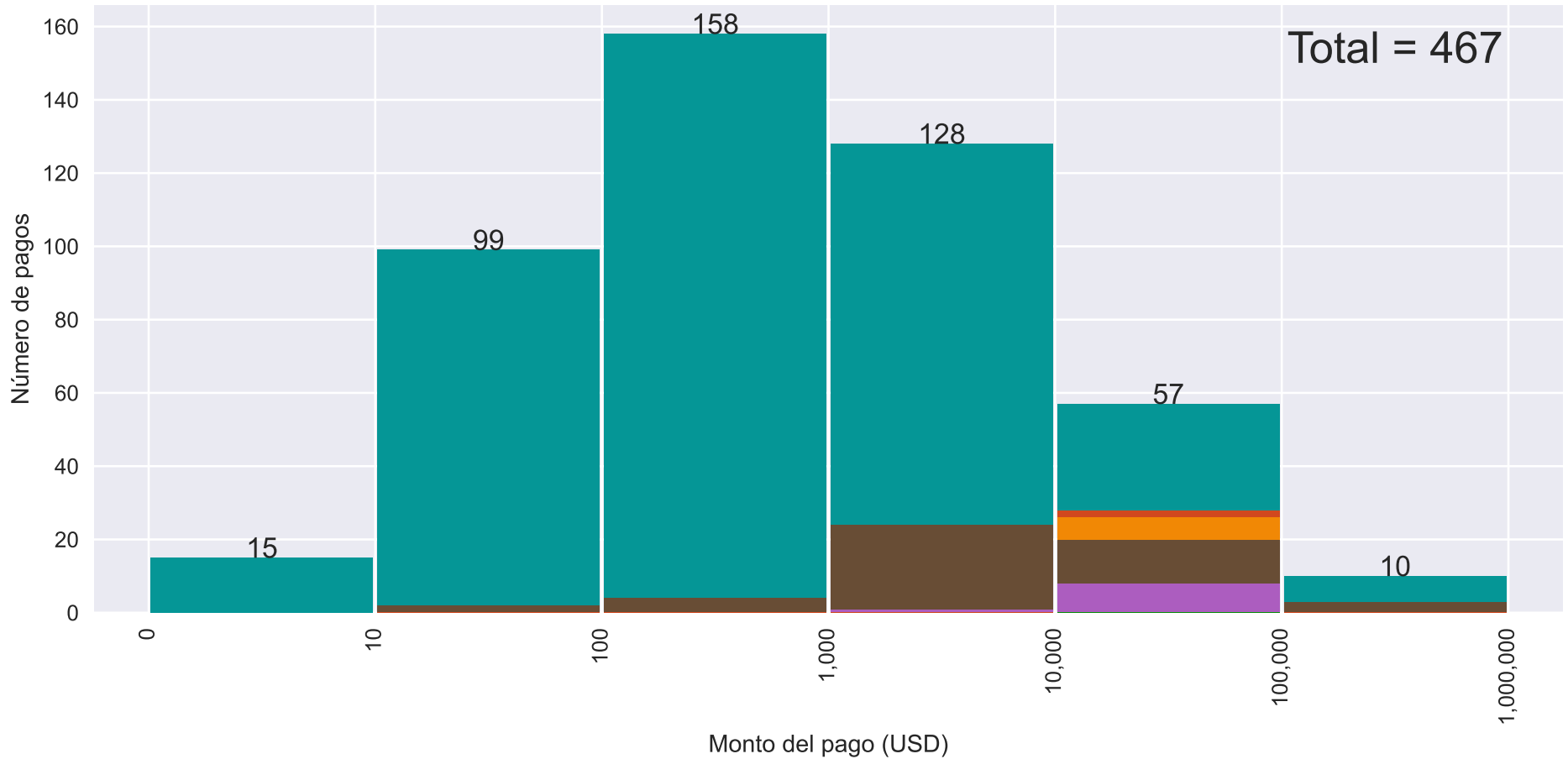
SIPA: Transacciones recibidas por cada país  
Total = 467



**Figura 2: SIPA: Flujos de pagos predominantes**  
**Semana del 23 al 27 de octubre de 2023**  
**Por países de origen→destino**



**Figura 3: SIPA: Distribución de los pagos  
Semana del 23 al 27 de octubre de 2023  
Por monto del pago y país de origen**



Origen  
■ CRI    ■ DOM    ■ GTM    ■ HND    ■ NIC    ■ SLV

## Cuadro 4: SIPA: Operaciones de 23 al 27 de octubre de 2023

Fecha valor	Debito	Credito	Monto
2023-10-23	SLV	NIC	591,282.93
	DOM	GTM	180,000.00
	SLV	NIC	155,091.35
	SLV	NIC	133,916.85
	CRI	NIC	99,500.00
	SLV	GTM	75,355.04
	DOM	GTM	64,736.98
	DOM	NIC	50,000.00
	HND	GTM	29,927.61
	CRI	GTM	28,123.48
	SLV	GTM	25,000.00
	NIC	GTM	25,000.00
	SLV	GTM	24,375.00
	CRI	GTM	14,708.00
	SLV	GTM	13,854.17
	SLV	GTM	11,398.98
	SLV	GTM	10,177.74
	SLV	NIC	10,000.00
	SLV	DOM	10,000.00
	HND	GTM	10,000.00
	DOM	GTM	8,827.52
	SLV	GTM	8,550.00
	SLV	GTM	7,950.25
	SLV	NIC	6,800.00
	SLV	GTM	5,899.00
	SLV	GTM	5,839.75
	SLV	DOM	5,670.00
	SLV	GTM	5,668.00
	SLV	GTM	5,582.99
	SLV	GTM	5,000.00
	DOM	SLV	5,000.00
	:	:	:

Fecha valor	Debito	Credito	Monto
:	:	:	:
	SLV	GTM	4,167.40
	SLV	NIC	4,000.00
	SLV	GTM	3,962.50
	SLV	GTM	3,465.90
	SLV	GTM	3,383.60
	SLV	GTM	3,000.00
	SLV	GTM	2,950.00
	SLV	GTM	2,800.00
	CRI	GTM	2,500.00
	SLV	GTM	2,060.00
	SLV	GTM	2,000.00
	SLV	GTM	2,000.00
	DOM	GTM	2,000.00
	SLV	GTM	1,809.60
	SLV	GTM	1,500.00
	SLV	NIC	1,500.00
	SLV	GTM	1,481.90
	SLV	HND	1,455.49
	SLV	GTM	1,400.00
	SLV	NIC	1,207.45
	SLV	GTM	1,199.00
	SLV	GTM	1,000.00
	SLV	HND	1,000.00
	SLV	GTM	965.00
	SLV	GTM	804.00
	SLV	GTM	800.00
	SLV	GTM	775.00
	SLV	CRI	766.66
	SLV	GTM	760.00
	SLV	HND	730.00
	SLV	GTM	700.00
	SLV	HND	695.75
	SLV	GTM	600.00
	SLV	GTM	600.00
	SLV	HND	560.00
	SLV	GTM	500.00
	SLV	GTM	500.00
	SLV	GTM	500.00
	SLV	HND	500.00
	:	:	:

Fecha valor	Debito	Credito	Monto
:	:	:	:
	SLV	NIC	500.00
	SLV	GTM	405.00
	SLV	GTM	400.00
	SLV	HND	400.00
	SLV	GTM	374.00
	SLV	GTM	300.00
	SLV	GTM	300.00
	SLV	HND	300.00
	DOM	HND	274.00
	SLV	NIC	258.00
	SLV	GTM	250.00
	SLV	GTM	235.00
	SLV	GTM	200.00
	SLV	GTM	200.00
	SLV	GTM	200.00
	SLV	NIC	200.00
	SLV	GTM	199.00
	SLV	GTM	195.97
	SLV	GTM	191.98
	SLV	DOM	160.00
	SLV	GTM	155.00
	SLV	GTM	154.00
	SLV	GTM	153.17
	SLV	GTM	152.00
	SLV	GTM	140.00
	SLV	GTM	135.00
	SLV	GTM	130.00
	SLV	GTM	125.00
	SLV	GTM	102.00
	SLV	GTM	100.00
	SLV	GTM	100.00
	SLV	GTM	97.50
	SLV	HND	80.00
	SLV	GTM	75.00
	SLV	GTM	70.00
	SLV	GTM	68.00
	SLV	GTM	66.00
	SLV	NIC	60.00
	:	:	:

Fecha valor	Debito	Credito	Monto
⋮	⋮	⋮	⋮
	SLV	GTM	57.85
	SLV	NIC	51.00
	SLV	GTM	50.00
	SLV	NIC	50.00
	SLV	GTM	40.00
	SLV	NIC	40.00
	SLV	GTM	37.88
	SLV	HND	37.00
	SLV	GTM	30.00
	SLV	GTM	30.00
	SLV	GTM	28.00
	SLV	GTM	26.00
	SLV	DOM	25.00
	SLV	GTM	22.00
	SLV	GTM	20.00
	SLV	DOM	19.00
	SLV	GTM	15.00
	SLV	HND	15.00
	SLV	NIC	15.00
	SLV	HND	11.00
	SLV	HND	7.39
	SLV	GTM	5.00
	SLV	NIC	1.00
2023-10-24	SLV	HND	99,470.42
	SLV	GTM	90,000.00
	DOM	GTM	74,871.04
	DOM	GTM	66,956.30
	HND	GTM	59,309.05
	DOM	GTM	48,330.39
	DOM	GTM	43,500.00
	HND	SLV	32,145.80
	SLV	GTM	18,768.00
	SLV	GTM	15,800.00
	SLV	GTM	13,693.18
	SLV	GTM	13,693.18
	SLV	NIC	13,000.00
	SLV	NIC	8,184.00
	SLV	GTM	8,000.00
	⋮	⋮	⋮

Fecha valor	Debito	Credito	Monto
⋮	⋮	⋮	⋮
	SLV	HND	6,869.87
	SLV	GTM	3,789.23
	DOM	GTM	3,196.00
	SLV	GTM	2,745.00
	SLV	GTM	2,572.84
	SLV	GTM	2,000.00
	SLV	GTM	2,000.00
	SLV	GTM	1,800.00
	SLV	NIC	1,405.00
	SLV	GTM	1,012.00
	SLV	GTM	1,000.00
	SLV	GTM	1,000.00
	SLV	NIC	800.00
	SLV	GTM	700.00
	SLV	HND	600.00
	SLV	HND	570.00
	SLV	GTM	550.00
	SLV	GTM	500.00
	SLV	HND	500.00
	SLV	NIC	500.00
	SLV	GTM	475.50
	SLV	GTM	400.00
	SLV	NIC	400.00
	SLV	NIC	375.00
	SLV	GTM	300.00
	SLV	GTM	290.00
	SLV	NIC	250.00
	SLV	HND	225.00
	SLV	GTM	220.00
	SLV	GTM	200.00
	SLV	GTM	180.00
	SLV	GTM	150.00
	SLV	HND	150.00
	SLV	GTM	132.00
	SLV	GTM	123.00
	SLV	CRI	102.00
	SLV	GTM	100.00
	SLV	HND	100.00
	⋮	⋮	⋮

Fecha valor	Debito	Credito	Monto
⋮	⋮	⋮	⋮
	SLV	NIC	98.87
	SLV	GTM	97.00
	SLV	GTM	90.00
	SLV	GTM	80.00
	SLV	GTM	70.00
	SLV	GTM	60.00
	SLV	GTM	53.20
	SLV	GTM	52.63
	SLV	GTM	50.00
	SLV	GTM	50.00
	SLV	NIC	50.00
	SLV	GTM	44.00
	SLV	GTM	40.00
	SLV	GTM	40.00
	SLV	NIC	40.00
	SLV	GTM	30.00
	SLV	GTM	30.00
	SLV	GTM	30.00
	SLV	NIC	30.00
	SLV	NIC	30.00
	SLV	GTM	25.00
	SLV	NIC	17.00
	SLV	GTM	15.00
	SLV	NIC	15.00
	SLV	GTM	13.50
	SLV	HND	5.00
	SLV	DOM	5.00
2023-10-25	SLV	NIC	132,897.94
	DOM	NIC	100,000.00
	CRI	NIC	99,500.00
	CRI	NIC	94,000.00
	SLV	GTM	60,000.00
	SLV	HND	49,599.90
	CRI	NIC	30,813.00
	SLV	GTM	24,256.78
	HND	GTM	23,698.10
	DOM	HND	20,000.00
	SLV	GTM	13,000.00
	⋮	⋮	⋮



Fecha valor	Debito	Credito	Monto
:	:	:	:
	SLV	HND	10,000.00
	SLV	GTM	9,307.91
	SLV	GTM	9,000.00
	DOM	HND	8,906.08
	SLV	HND	5,500.00
	DOM	GTM	5,000.00
	SLV	GTM	3,629.00
	SLV	NIC	3,500.00
	SLV	GTM	3,301.00
	SLV	GTM	2,500.00
	SLV	GTM	2,088.00
	SLV	GTM	2,044.80
	SLV	GTM	2,032.56
	SLV	GTM	2,000.00
	SLV	GTM	2,000.00
	SLV	GTM	1,680.00
	SLV	GTM	1,656.91
	SLV	GTM	1,500.00
	SLV	DOM	1,258.00
	DOM	GTM	1,029.20
	SLV	GTM	857.00
	SLV	GTM	838.00
	SLV	GTM	800.00
	SLV	DOM	793.00
	SLV	GTM	750.00
	SLV	GTM	550.00
	SLV	GTM	520.00
	SLV	GTM	510.44
	SLV	GTM	500.00
	SLV	GTM	500.00
	SLV	GTM	475.00
	SLV	GTM	437.00
	SLV	HND	306.00
	SLV	GTM	268.80
	SLV	NIC	200.00
	SLV	GTM	174.12
	SLV	GTM	150.00
	SLV	GTM	120.00
:	:	:	:

Fecha valor	Debito	Credito	Monto
:	:	:	:
	SLV	GTM	100.00
	SLV	GTM	100.00
	DOM	HND	90.00
	SLV	GTM	55.00
	SLV	GTM	50.00
	SLV	GTM	50.00
	SLV	NIC	48.50
	SLV	GTM	45.50
	SLV	GTM	40.00
	DOM	GTM	40.00
	SLV	GTM	35.00
	SLV	HND	18.00
	SLV	HND	15.00
	SLV	HND	10.00
	SLV	NIC	10.00
	SLV	HND	7.00
	SLV	GTM	6.00
2023-10-26	SLV	GTM	70,000.00
	DOM	GTM	55,180.00
	DOM	GTM	52,353.95
	CRI	NIC	50,000.00
	SLV	GTM	48,664.08
	SLV	GTM	25,000.00
	SLV	GTM	22,009.12
	HND	GTM	14,637.50
	SLV	GTM	13,292.89
	DOM	HND	10,000.00
	DOM	GTM	8,000.00
	SLV	GTM	5,290.62
	SLV	GTM	5,000.00
	SLV	NIC	5,000.00
	SLV	GTM	4,916.81
	SLV	GTM	4,357.60
	DOM	GTM	4,022.50
	DOM	GTM	3,883.60
	SLV	GTM	3,000.00
	SLV	GTM	2,990.00
	SLV	GTM	2,500.00
:	:	:	:

Fecha valor	Debito	Credito	Monto
:	:	:	:
	SLV	GTM	2,100.00
	SLV	GTM	2,065.21
	SLV	NIC	2,000.00
	SLV	GTM	1,800.00
	SLV	GTM	1,671.00
	SLV	NIC	1,640.00
	DOM	GTM	1,541.33
	SLV	NIC	1,526.58
	DOM	GTM	1,285.80
	SLV	GTM	1,211.69
	SLV	GTM	1,055.00
	SLV	GTM	1,020.00
	SLV	GTM	1,000.00
	DOM	GTM	1,000.00
	SLV	DOM	996.47
	SLV	GTM	900.00
	SLV	GTM	873.00
	SLV	NIC	680.00
	SLV	HND	650.00
	SLV	NIC	650.00
	SLV	HND	525.00
	SLV	NIC	512.00
	DOM	HND	454.10
	SLV	HND	400.00
	SLV	DOM	395.00
	SLV	NIC	350.00
	SLV	GTM	300.00
	SLV	HND	300.00
	SLV	NIC	258.00
	SLV	GTM	250.00
	SLV	GTM	200.00
	SLV	GTM	150.00
	SLV	GTM	140.00
	SLV	GTM	100.00
	SLV	HND	100.00
	SLV	NIC	100.00
	SLV	DOM	100.00
	SLV	CRI	90.00
:	:	:	:



Fecha valor	Debito	Credito	Monto
⋮	⋮	⋮	⋮
	SLV	GTM	70.00
	SLV	GTM	70.00
	SLV	NIC	70.00
	SLV	NIC	50.00
	SLV	NIC	50.00
	SLV	DOM	50.00
	SLV	HND	44.70
	SLV	GTM	40.00
	SLV	DOM	36.00
	SLV	GTM	30.00
	SLV	NIC	30.00
	SLV	HND	28.00
	SLV	CRI	25.00
	SLV	CRI	25.00
	SLV	HND	20.00
	SLV	NIC	10.00
	SLV	NIC	5.00
2023-10-27	SLV	NIC	216,982.16
	DOM	GTM	172,631.14
	SLV	GTM	140,216.84
	SLV	GTM	107,046.15
	SLV	GTM	58,581.80
	CRI	NIC	50,000.00
	SLV	GTM	50,000.00
	SLV	HND	50,000.00
	SLV	GTM	45,136.71
	DOM	HND	34,105.00
	DOM	GTM	20,000.00
	NIC	HND	19,045.00
	DOM	GTM	9,982.61
	SLV	GTM	8,526.25
	SLV	GTM	7,022.00
	SLV	GTM	5,664.40
	SLV	DOM	5,272.74
	SLV	GTM	5,208.00
	SLV	GTM	5,050.00
	SLV	GTM	5,000.00
	SLV	DOM	4,797.80
⋮	⋮	⋮	⋮

Fecha valor	Debito	Credito	Monto
⋮	⋮	⋮	⋮
	SLV	GTM	4,300.00
	DOM	NIC	4,112.55
	SLV	DOM	4,026.29
	SLV	GTM	3,993.10
	SLV	GTM	3,613.25
	SLV	GTM	3,556.40
	DOM	HND	3,415.00
	SLV	NIC	3,220.00
	SLV	GTM	3,000.00
	DOM	GTM	2,500.00
	DOM	GTM	2,500.00
	DOM	GTM	2,500.00
	DOM	GTM	2,400.00
	DOM	GTM	2,250.00
	DOM	HND	2,200.00
	SLV	GTM	2,175.00
	SLV	GTM	2,160.00
	DOM	GTM	1,952.00
	SLV	GTM	1,715.00
	SLV	GTM	1,448.00
	SLV	NIC	1,400.00
	SLV	NIC	1,400.00
	SLV	GTM	1,300.00
	SLV	GTM	1,045.00
	SLV	GTM	1,030.00
	SLV	CRI	1,000.00
	SLV	GTM	1,000.00
	SLV	GTM	866.67
	SLV	GTM	780.00
	SLV	GTM	775.00
	SLV	NIC	760.00
	DOM	GTM	693.22
	SLV	GTM	680.00
	SLV	NIC	640.00
	SLV	GTM	626.67
	SLV	GTM	573.87
	SLV	GTM	573.33
	SLV	NIC	570.00
⋮	⋮	⋮	⋮

Fecha valor	Debito	Credito	Monto
⋮	⋮	⋮	⋮
	SLV	NIC	550.00
	SLV	GTM	533.33
	SLV	GTM	533.33
	SLV	GTM	533.33
	SLV	GTM	500.00
	SLV	HND	500.00
	SLV	HND	490.00
	SLV	GTM	400.00
	SLV	GTM	395.00
	SLV	CRI	380.00
	SLV	CRI	361.00
	SLV	GTM	357.00
	SLV	GTM	250.00
	SLV	GTM	250.00
	SLV	CRI	200.00
	SLV	HND	200.00
	SLV	DOM	200.00
	DOM	GTM	200.00
	SLV	GTM	195.00
	SLV	GTM	153.00
	SLV	HND	153.00
	SLV	GTM	151.00
	SLV	GTM	150.00
	SLV	HND	150.00
	SLV	HND	150.00
	SLV	HND	150.00
	SLV	GTM	125.00
	SLV	GTM	100.00
	SLV	GTM	100.00
	SLV	NIC	100.00
	SLV	NIC	100.00
	SLV	DOM	100.00
	SLV	DOM	65.00
	SLV	GTM	62.00
	SLV	GTM	60.00
	SLV	GTM	60.00
	SLV	GTM	59.00
	SLV	GTM	50.00
⋮	⋮	⋮	⋮



Fecha valor	Debito	Credito	Monto
⋮	⋮	⋮	⋮
	SLV	GTM	50.00
	SLV	GTM	50.00
	SLV	GTM	50.00
	SLV	NIC	50.00
	SLV	GTM	25.00
	SLV	NIC	25.00
	SLV	GTM	20.00
	SLV	GTM	20.00
	SLV	NIC	20.00
	SLV	GTM	13.25
	SLV	GTM	13.00
	SLV	CRI	5.50
	SLV	CRI	5.00
	SLV	CRI	5.00
	SLV	CRI	5.00
	SLV	CRI	1.00
	SLV	CRI	1.00
	SLV	DOM	1.00



## Parte II

**Pagos realizados del 1 de enero al 27 de octubre de 2023**

## Cuadro 5: SIPA: Montos y número de transacciones Acumulado del 1 de enero al 27 de octubre de 2023 Por país de origen vs destino

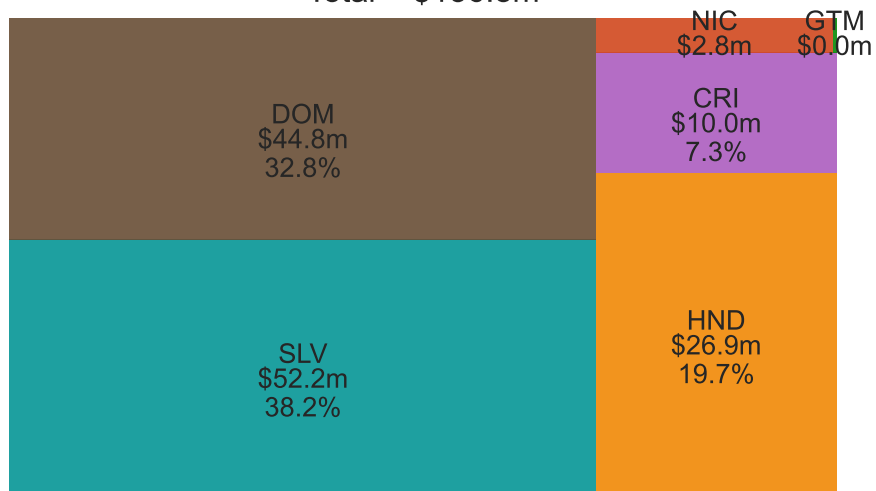
—país de origen (fila) vs país de destino (columna)—

Credito Debito	CRI	DOM	GTM	HND	NIC	SLV	Total
<b>Monto en USD</b>							
CRI	0.00	22,027.11	2,026,640.81	68,181.00	7,276,292.86	584,497.14	9,977,638.92
DOM	0.00	0.00	38,486,683.71	3,199,017.65	2,962,407.29	161,738.28	44,809,846.93
GTM	17.00	0.00	0.00	0.00	0.00	41,229.54	41,246.54
HND	17,530.43	219,640.00	14,321,320.56	0.00	571,588.90	11,810,364.93	26,940,444.82
NIC	0.00	0.00	1,531,660.72	1,173,608.32	0.00	132,864.50	2,838,133.54
SLV	119,254.93	308,620.45	16,938,109.02	26,317,576.44	8,509,579.38	0.00	52,193,140.22
Total	136,802.36	550,287.56	73,304,414.82	30,758,383.41	19,319,868.43	12,730,694.39	136,800,450.97
<b>Número de transacciones</b>							
CRI	0	5	143	16	232	55	451
DOM	0	0	1719	462	377	21	2579
GTM	4	0	0	0	0	8	12
HND	3	8	255	0	62	109	437
NIC	0	0	94	77	0	14	185
SLV	65	130	2742	828	785	0	4550
Total	72	143	4953	1383	1456	207	8214

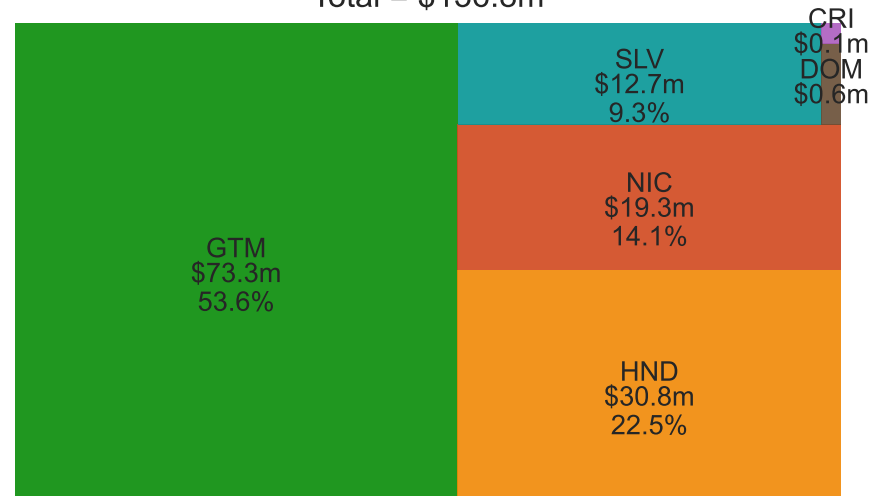
# Figura 4: SIPA: Distribución de los montos y número de transacciones Acumulado del 1 de enero al 27 de octubre de 2023

## Por país de origen y de destino

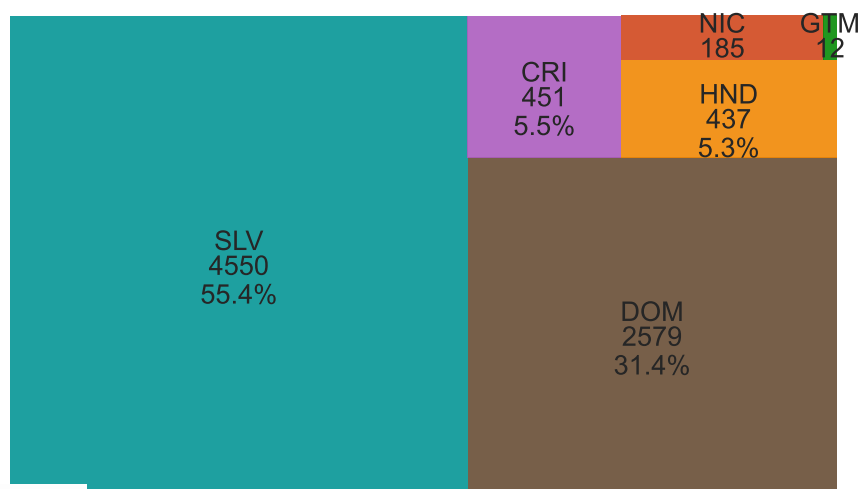
SIPA: Monto enviado por cada país  
Total = \$136.8m



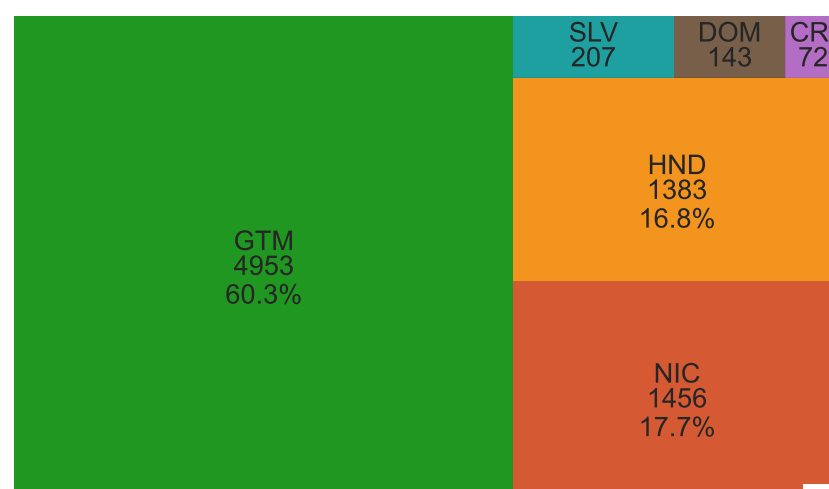
SIPA: Monto recibido por cada país  
Total = \$136.8m



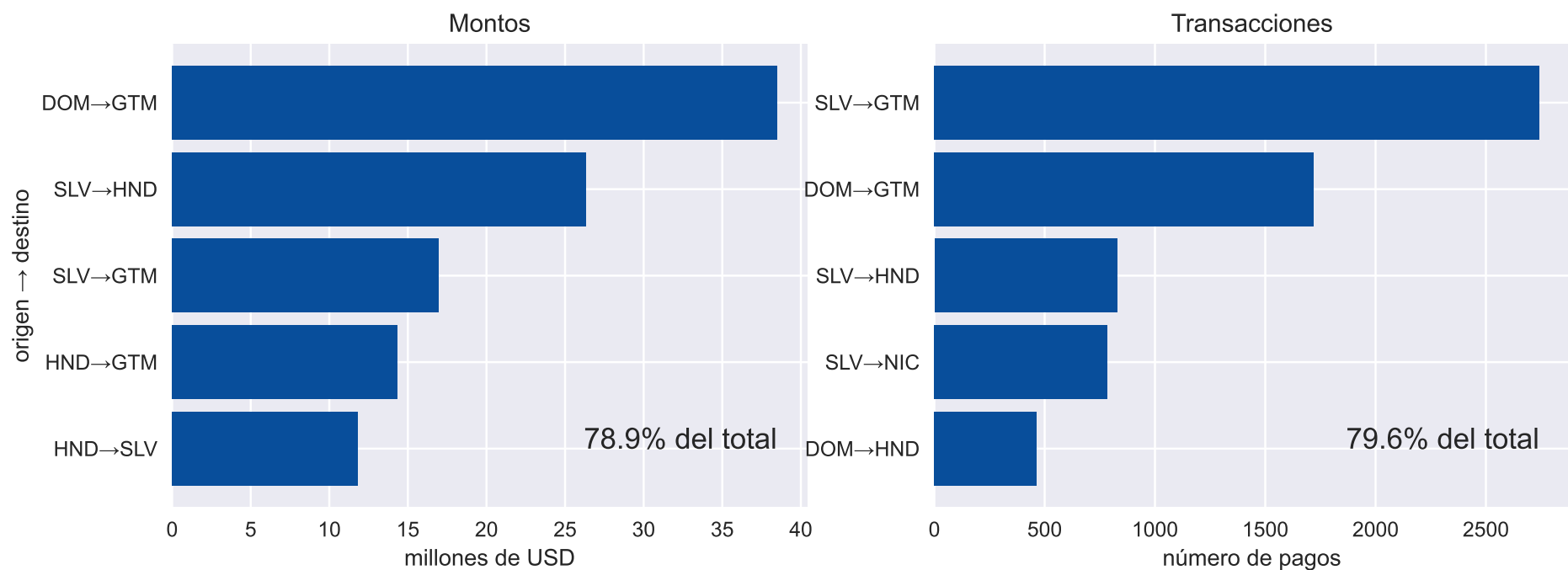
SIPA: Transacciones enviadas por cada país  
Total = 8214



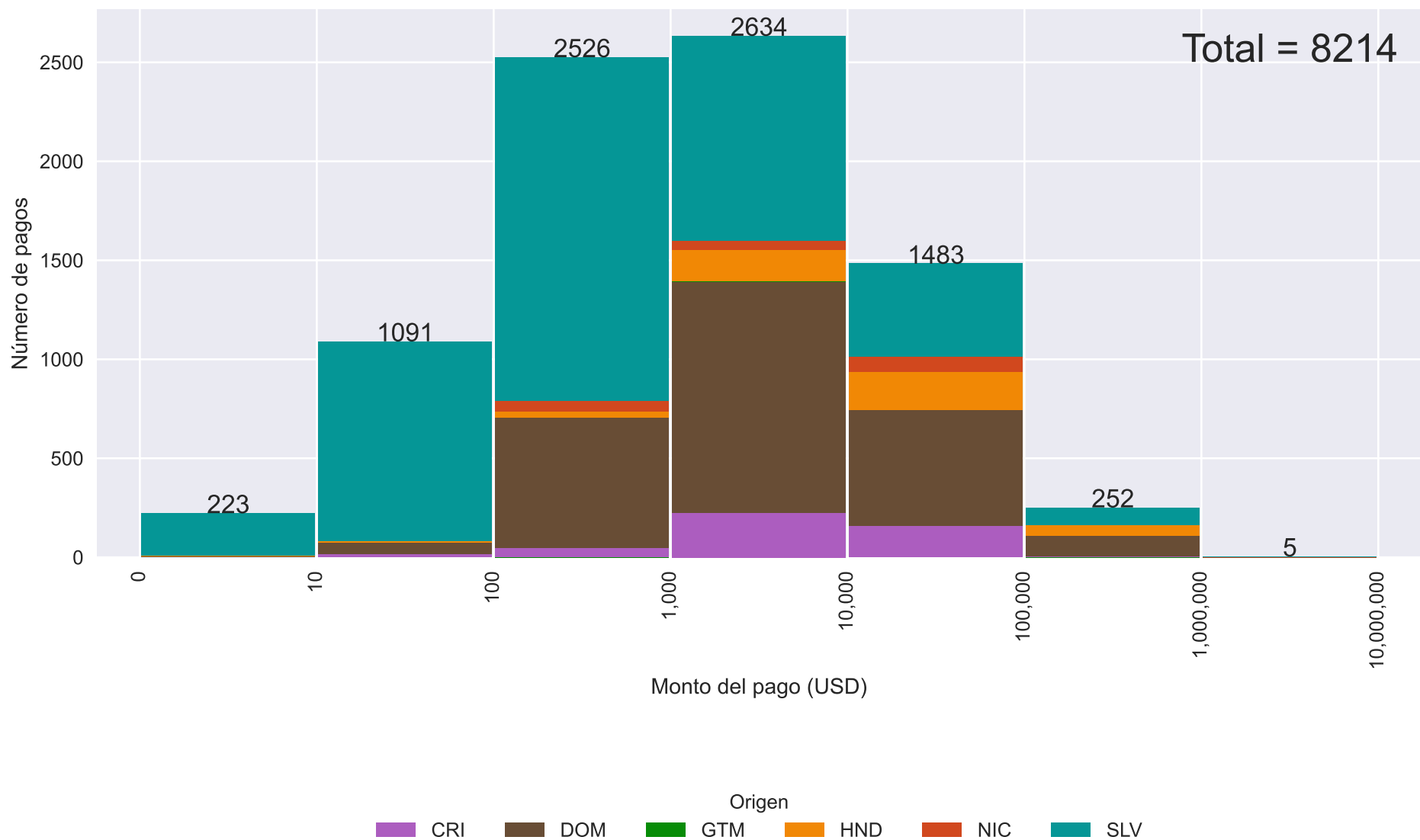
SIPA: Transacciones recibidas por cada país  
Total = 8214



**Figura 5: SIPA: Flujos de pagos predominantes**  
**Acumulado del 1 de enero al 27 de octubre de 2023**  
**Por países de origen→destino**



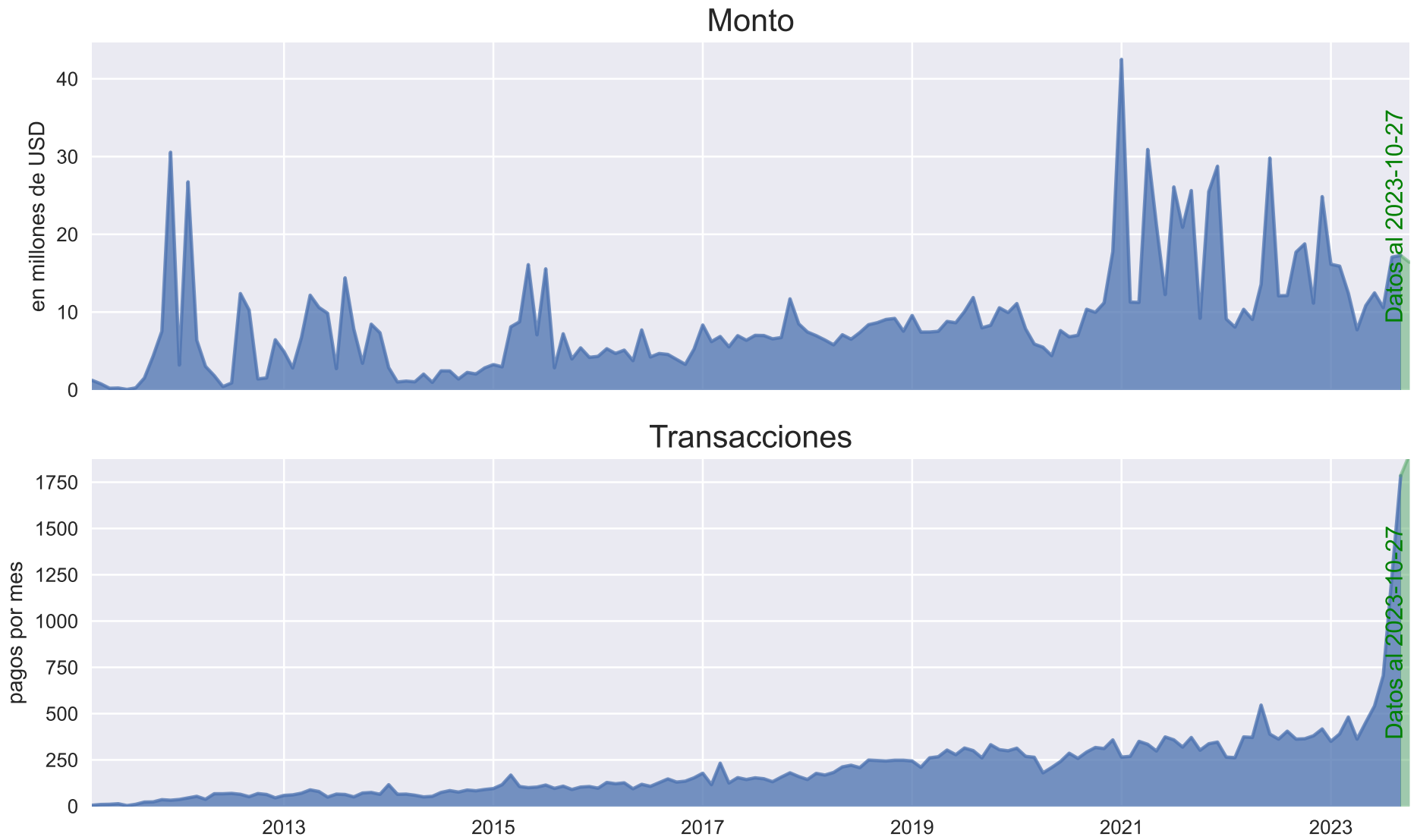
**Figura 6: SIPA: Distribución de los pagos  
Acumulado del 1 de enero al 27 de octubre de 2023  
Por monto del pago y país de origen**



## Parte III

**Pagos realizados del 3 de marzo de 2011 al 27 de octubre de  
2023**

**Figura 7: SIPA: Monto y número de transacciones**  
Del 3 de marzo de 2011 al 27 de octubre de 2023 , por mes



## Cuadro 6: SIPA: Operaciones y montos, mensual y acumulado

Año	Mes	Monto (USD)		Variación %		Transacciones		Variación %		
		Total	Acumulado	interanual	mensual	Total	Acumulado	interanual	mensual	
2011	3	1,219,338.79	1,219,338.79			5	5			
	4	769,528.14	1,988,866.93		-36.89	9	14		80.00	
	5	193,925.10	2,182,792.03		-74.80	10	24		11.11	
	6	227,127.97	2,409,920.00		17.12	13	37		30.00	
	7	48,517.70	2,458,437.70		-78.64	3	40		-76.92	
	8	240,993.62	2,699,431.32		396.71	10	50		233.33	
	9	1,515,103.35	4,214,534.67		528.69	22	72		120.00	
	10	4,325,545.51	8,540,080.18		185.50	23	95		4.55	
	11	7,522,873.94	16,062,954.12		73.92	35	130		52.17	
	12	30,559,640.32	46,622,594.44		306.22	32	162		-8.57	
	2012	1	3,184,988.56	49,807,583.00		-89.58	36	198		12.50
		2	26,745,195.16	76,552,778.16		739.73	45	243		25.00
3		6,382,971.45	82,935,749.61	423.48	-76.13	53	296	960.00	17.78	
4		3,011,833.38	85,947,582.99	291.39	-52.81	37	333	311.11	-30.19	
5		1,821,936.91	87,769,519.90	839.51	-39.51	67	400	570.00	81.08	
6		409,690.12	88,179,210.02	80.38	-77.51	67	467	415.38	0.00	
7		883,371.91	89,062,581.93	1,720.72	115.62	69	536	2,200.00	2.99	
8		12,380,296.96	101,442,878.89	5,037.19	1,301.48	64	600	540.00	-7.25	
9		10,248,855.11	111,691,734.00	576.45	-17.22	51	651	131.82	-20.31	
10		1,395,271.06	113,087,005.06	-67.74	-86.39	68	719	195.65	33.33	
11		1,525,409.41	114,612,414.47	-79.72	9.33	63	782	80.00	-7.35	
12		6,437,071.70	121,049,486.17	-78.94	321.99	45	827	40.62	-28.57	
2013	1	4,903,734.24	125,953,220.41	53.96	-23.82	58	885	61.11	28.89	
	2	2,806,750.74	128,759,971.15	-89.51	-42.76	61	946	35.56	5.17	
	3	6,735,020.32	135,494,991.47	5.52	139.96	70	1016	32.08	14.75	
	4	12,163,552.17	147,658,543.64	303.86	80.60	88	1104	137.84	25.71	
	5	10,596,178.20	158,254,721.84	481.59	-12.89	79	1183	17.91	-10.23	
	6	9,837,920.71	168,092,642.55	2,301.31	-7.16	49	1232	-26.87	-37.97	
	7	2,722,362.18	170,815,004.73	208.18	-72.33	65	1297	-5.80	32.65	
	8	14,398,680.82	185,213,685.55	16.30	428.90	63	1360	-1.56	-3.08	
	9	7,809,244.36	193,022,929.91	-23.80	-45.76	50	1410	-1.96	-20.63	
	10	3,412,549.55	196,435,479.46	144.58	-56.30	71	1481	4.41	42.00	
	11	8,437,473.83	204,872,953.29	453.13	147.25	74	1555	17.46	4.23	

Continued on next page



Año	Mes	Monto (USD)				Transacciones			
		Total	Acumulado	interanual	mensual	Total	Acumulado	interanual	mensual
	12	7,334,080.28	212,207,033.57	13.94	-13.08	64	1619	42.22	-13.51
2014	1	2,849,117.59	215,056,151.16	-41.90	-61.15	116	1735	100.00	81.25
	2	1,004,007.28	216,060,158.44	-64.23	-64.76	64	1799	4.92	-44.83
	3	1,115,477.28	217,175,635.72	-83.44	11.10	65	1864	-7.14	1.56
	4	1,024,616.65	218,200,252.37	-91.58	-8.15	59	1923	-32.95	-9.23
	5	2,018,432.32	220,218,684.69	-80.95	96.99	50	1973	-36.71	-15.25
	6	956,129.18	221,174,813.87	-90.28	-52.63	53	2026	8.16	6.00
	7	2,428,430.94	223,603,244.81	-10.80	153.99	74	2100	13.85	39.62
	8	2,420,730.76	226,023,975.57	-83.19	-0.32	84	2184	33.33	13.51
	9	1,384,410.65	227,408,386.22	-82.27	-42.81	76	2260	52.00	-9.52
	10	2,233,524.41	229,641,910.63	-34.55	61.33	87	2347	22.54	14.47
	11	2,030,952.39	231,672,863.02	-75.93	-9.07	83	2430	12.16	-4.60
	12	2,811,495.31	234,484,358.33	-61.67	38.43	90	2520	40.62	8.43
2015	1	3,241,659.54	237,726,017.87	13.78	15.30	95	2615	-18.10	5.56
	2	2,953,381.12	240,679,398.99	194.16	-8.89	116	2731	81.25	22.11
	3	8,097,583.03	248,776,982.02	625.93	174.18	168	2899	158.46	44.83
	4	8,744,473.50	257,521,455.52	753.44	7.99	106	3005	79.66	-36.90
	5	16,096,751.59	273,618,207.11	697.49	84.08	100	3105	100.00	-5.66
	6	7,069,228.35	280,687,435.46	639.36	-56.08	103	3208	94.34	3.00
	7	15,559,904.64	296,247,340.10	540.74	120.11	114	3322	54.05	10.68
	8	2,831,601.37	299,078,941.47	16.97	-81.80	96	3418	14.29	-15.79
	9	7,204,888.14	306,283,829.61	420.43	154.45	108	3526	42.11	12.50
	10	3,964,331.46	310,248,161.07	77.49	-44.98	90	3616	3.45	-16.67
	11	5,393,814.83	315,641,975.90	165.58	36.06	103	3719	24.10	14.44
	12	4,173,576.48	319,815,552.38	48.45	-22.62	106	3825	17.78	2.91
2016	1	4,300,036.53	324,115,588.91	32.65	3.03	97	3922	2.11	-8.49
	2	5,283,627.68	329,399,216.59	78.90	22.87	128	4050	10.34	31.96
	3	4,671,464.35	334,070,680.94	-42.31	-11.59	121	4171	-27.98	-5.47
	4	5,099,072.13	339,169,753.07	-41.69	9.15	126	4297	18.87	4.13
	5	3,744,480.89	342,914,233.96	-76.74	-26.57	94	4391	-6.00	-25.40
	6	7,699,402.68	350,613,636.64	8.91	105.62	118	4509	14.56	25.53
	7	4,221,549.65	354,835,186.29	-72.87	-45.17	107	4616	-6.14	-9.32
	8	4,666,727.51	359,501,913.80	64.81	10.55	127	4743	32.29	18.69
	9	4,545,949.95	364,047,863.75	-36.90	-2.59	147	4890	36.11	15.75
	10	3,913,620.33	367,961,484.08	-1.28	-13.91	130	5020	44.44	-11.56

Continued on next page

Año	Mes	Monto (USD)				Transacciones			
		Total	Acumulado	interanual	mensual	Total	Acumulado	interanual	mensual
	11	3,271,270.21	371,232,754.29	-39.35	-16.41	135	5155	31.07	3.85
	12	5,227,378.86	376,460,133.15	25.25	59.80	153	5308	44.34	13.33
2017	1	8,335,187.97	384,795,321.12	93.84	59.45	178	5486	83.51	16.34
	2	6,195,824.26	390,991,145.38	17.26	-25.67	116	5602	-9.38	-34.83
	3	6,857,285.48	397,848,430.86	46.79	10.68	232	5834	91.74	100.00
	4	5,521,958.44	403,370,389.30	8.29	-19.47	125	5959	-0.79	-46.12
	5	6,963,614.23	410,334,003.53	85.97	26.11	154	6113	63.83	23.20
	6	6,367,654.69	416,701,658.22	-17.30	-8.56	144	6257	22.03	-6.49
	7	7,002,167.12	423,703,825.34	65.87	9.96	153	6410	42.99	6.25
	8	6,978,827.11	430,682,652.45	49.54	-0.33	148	6558	16.54	-3.27
	9	6,550,395.70	437,233,048.15	44.09	-6.14	132	6690	-10.20	-10.81
	10	6,719,532.44	443,952,580.59	71.70	2.58	157	6847	20.77	18.94
	11	11,697,867.52	455,650,448.11	257.59	74.09	180	7027	33.33	14.65
	12	8,478,632.53	464,129,080.64	62.20	-27.52	160	7187	4.58	-11.11
2018	1	7,431,360.47	471,560,441.11	-10.84	-12.35	144	7331	-19.10	-10.00
	2	6,963,537.83	478,523,978.94	12.39	-6.30	177	7508	52.59	22.92
	3	6,404,822.62	484,928,801.56	-6.60	-8.02	168	7676	-27.59	-5.08
	4	5,779,748.52	490,708,550.08	4.67	-9.76	182	7858	45.60	8.33
	5	7,081,763.06	497,790,313.14	1.70	22.53	212	8070	37.66	16.48
	6	6,503,075.55	504,293,388.69	2.13	-8.17	221	8291	53.47	4.25
	7	7,360,669.77	511,654,058.46	5.12	13.19	208	8499	35.95	-5.88
	8	8,368,600.31	520,022,658.77	19.91	13.69	249	8748	68.24	19.71
	9	8,627,648.69	528,650,307.46	31.71	3.10	246	8994	86.36	-1.20
	10	9,043,954.92	537,694,262.38	34.59	4.83	244	9238	55.41	-0.81
	11	9,178,380.57	546,872,642.95	-21.54	1.49	248	9486	37.78	1.64
	12	7,537,036.62	554,409,679.57	-11.11	-17.88	248	9734	55.00	0.00
2019	1	9,562,831.69	563,972,511.26	28.68	26.88	244	9978	69.44	-1.61
	2	7,420,404.35	571,392,915.61	6.56	-22.40	210	10188	18.64	-13.93
	3	7,427,716.54	578,820,632.15	15.97	0.10	261	10449	55.36	24.29
	4	7,519,105.18	586,339,737.33	30.09	1.23	267	10716	46.70	2.30
	5	8,793,222.91	595,132,960.24	24.17	16.95	303	11019	42.92	13.48
	6	8,622,567.91	603,755,528.15	32.59	-1.94	278	11297	25.79	-8.25
	7	10,061,594.25	613,817,122.40	36.69	16.69	314	11611	50.96	12.95
	8	11,862,425.37	625,679,547.77	41.75	17.90	300	11911	20.48	-4.46
	9	7,969,452.72	633,649,000.49	-7.63	-32.82	261	12172	6.10	-13.00

Continued on next page

Año	Mes	Monto (USD)				Transacciones			
		Total	Acumulado	interanual	mensual	Total	Acumulado	interanual	mensual
	10	8,290,713.04	641,939,713.53	-8.33	4.03	332	12504	36.07	27.20
	11	10,548,278.92	652,487,992.45	14.93	27.23	305	12809	22.98	-8.13
	12	9,930,123.09	662,418,115.54	31.75	-5.86	299	13108	20.56	-1.97
2020	1	11,092,622.25	673,510,737.79	16.00	11.71	313	13421	28.28	4.68
	2	7,842,999.63	681,353,737.42	5.70	-29.30	269	13690	28.10	-14.06
	3	5,877,938.58	687,231,676.00	-20.86	-25.05	264	13954	1.15	-1.86
	4	5,473,484.74	692,705,160.74	-27.21	-6.88	180	14134	-32.58	-31.82
	5	4,389,265.91	697,094,426.65	-50.08	-19.81	209	14343	-31.02	16.11
	6	7,614,545.18	704,708,971.83	-11.69	73.48	241	14584	-13.31	15.31
	7	6,805,099.54	711,514,071.37	-32.37	-10.63	286	14870	-8.92	18.67
	8	7,011,626.12	718,525,697.49	-40.89	3.03	258	15128	-14.00	-9.79
	9	10,358,215.15	728,883,912.64	29.97	47.73	292	15420	11.88	13.18
	10	9,964,650.81	738,848,563.45	20.19	-3.80	317	15737	-4.52	8.56
	11	11,177,559.55	750,026,123.00	5.97	12.17	311	16048	1.97	-1.89
	12	17,770,284.48	767,796,407.48	78.95	58.98	358	16406	19.73	15.11
2021	1	42,503,862.70	810,300,270.18	283.17	139.19	265	16671	-15.34	-25.98
	2	11,280,316.61	821,580,586.79	43.83	-73.46	269	16940	0.00	1.51
	3	11,233,964.93	832,814,551.72	91.12	-0.41	350	17290	32.58	30.11
	4	30,912,457.63	863,727,009.35	464.77	175.17	334	17624	85.56	-4.57
	5	21,199,019.90	884,926,029.25	382.97	-31.42	298	17922	42.58	-10.78
	6	12,247,006.54	897,173,035.79	60.84	-42.23	374	18296	55.19	25.50
	7	26,092,925.58	923,265,961.37	283.43	113.06	358	18654	25.17	-4.28
	8	20,904,720.60	944,170,681.97	198.14	-19.88	319	18973	23.64	-10.89
	9	25,629,718.27	969,800,400.24	147.43	22.60	371	19344	27.05	16.30
	10	9,196,638.71	978,997,038.95	-7.71	-64.12	302	19646	-4.73	-18.60
	11	25,482,300.91	1,004,479,339.86	127.98	177.08	337	19983	8.36	11.59
	12	28,759,610.28	1,033,238,950.14	61.84	12.86	346	20329	-3.35	2.67
2022	1	9,106,728.85	1,042,345,678.99	-78.57	-68.34	265	20594	0.00	-23.41
	2	8,063,605.91	1,050,409,284.90	-28.52	-11.45	262	20856	-2.60	-1.13
	3	10,352,802.32	1,060,762,087.22	-7.84	28.39	374	21230	6.86	42.75
	4	9,040,210.65	1,069,802,297.87	-70.76	-12.68	371	21601	11.08	-0.80
	5	13,565,721.70	1,083,368,019.57	-36.01	50.06	546	22147	83.22	47.17
	6	29,807,798.28	1,113,175,817.85	143.39	119.73	389	22536	4.01	-28.75
	7	12,086,451.82	1,125,262,269.67	-53.68	-59.45	362	22898	1.12	-6.94
	8	12,121,250.15	1,137,383,519.82	-42.02	0.29	405	23303	26.96	11.88

Continued on next page

Año	Mes	Monto (USD)				Transacciones			
		Total	Acumulado	interanual	mensual	Total	Acumulado	interanual	mensual
	9	17,700,893.65	1,155,084,413.47	-30.94	46.03	362	23665	-2.43	-10.62
	10	18,768,409.37	1,173,852,822.84	104.08	6.03	364	24029	20.53	0.55
	11	11,143,397.28	1,184,996,220.12	-56.27	-40.63	380	24409	12.76	4.40
	12	24,850,833.06	1,209,847,053.18	-13.59	123.01	417	24826	20.52	9.74
2023	1	16,146,141.22	1,225,993,194.40	77.30	-35.03	350	25176	32.08	-16.07
	2	15,902,249.83	1,241,895,444.23	97.21	-1.51	390	25566	48.85	11.43
	3	12,416,254.25	1,254,311,698.48	19.93	-21.92	481	26047	28.61	23.33
	4	7,718,268.11	1,262,029,966.59	-14.62	-37.84	362	26409	-2.43	-24.74
	5	10,833,140.50	1,272,863,107.09	-20.14	40.36	453	26862	-17.03	25.14
	6	12,467,483.44	1,285,330,590.53	-58.17	15.09	541	27403	39.07	19.43
	7	10,568,655.86	1,295,899,246.39	-12.56	-15.23	705	28108	94.75	30.31
	8	17,064,557.72	1,312,963,804.11	40.78	61.46	1248	29356	208.15	77.02
	9	17,276,359.79	1,330,240,163.90	-2.40	1.24	1785	31141	393.09	43.03
	10	16,407,340.25	1,346,647,504.15			1899	33040		

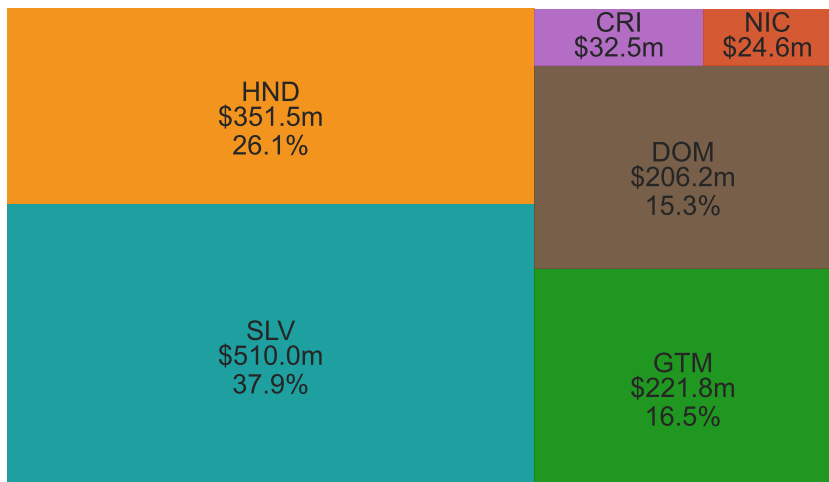
## Cuadro 7: SIPA: Montos y número de transacciones Acumulado del 3 de marzo de 2011 al 27 de octubre de 2023 Por país de origen vs destino

—país de origen (fila) vs país de destino (columna)—

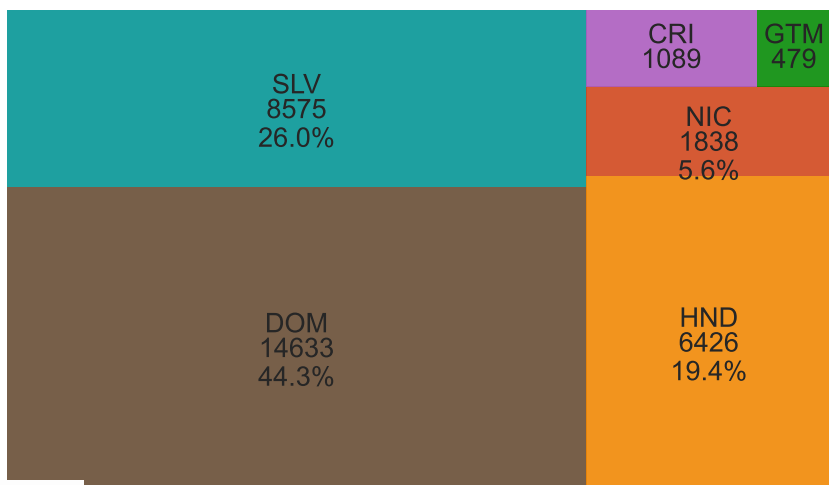
Credito Debito	CRI	DOM	GTM	HND	NIC	SLV	Total
<b>Monto en USD</b>							
CRI	0.00	35,297.11	9,162,427.07	101,597.00	22,489,106.20	695,692.14	32,484,119.52
DOM	0.00	0.00	174,070,258.36	15,812,465.43	13,991,087.25	2,352,783.31	206,226,594.35
GTM	21.00	41,940.00	0.00	1,253,281.51	1,204,570.95	219,274,767.63	221,774,581.09
HND	17,530.43	726,450.06	148,172,541.07	0.00	9,476,803.83	193,141,681.37	351,535,006.76
NIC	20,396.64	26,947.00	14,797,334.11	5,983,252.39	0.00	3,779,183.29	24,607,113.43
SLV	119,254.93	495,046.23	352,063,260.43	146,557,210.80	10,785,316.61	0.00	510,020,089.00
Total	157,203.00	1,325,680.40	698,265,821.04	169,707,807.13	57,946,884.84	419,244,107.74	1,346,647,504.15
<b>Número de transacciones</b>							
CRI	0	20	536	25	446	62	1089
DOM	0	0	9981	2080	2276	296	14633
GTM	8	14	0	51	187	219	479
HND	3	74	4678	0	1184	487	6426
NIC	2	15	1103	421	0	297	1838
SLV	65	160	5639	1701	1010	0	8575
Total	78	283	21937	4278	5103	1361	33040

# Figura 8: SIPA: Distribución de los montos y número de transacciones Acumulado del 3 de marzo de 2011 al 27 de octubre de 2023 Por país de origen y de destino

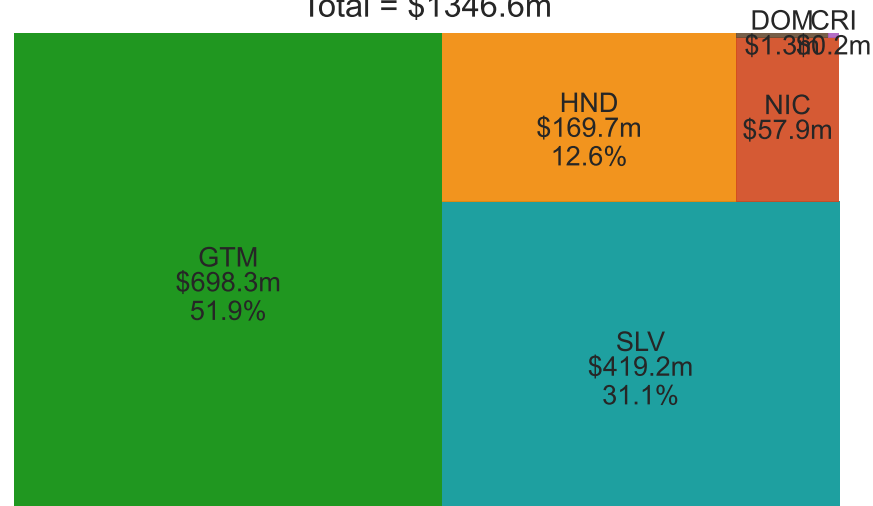
SIPA: Monto enviado por cada país  
Total = \$1346.6m



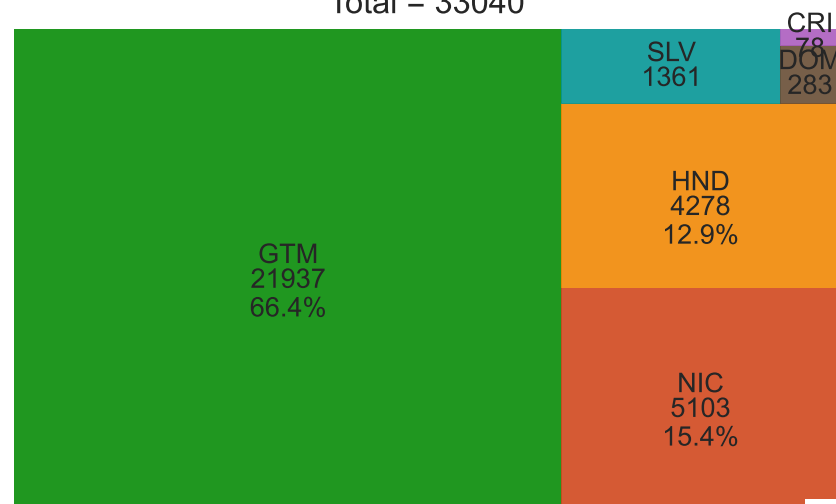
SIPA: Transacciones enviadas por cada país  
Total = 33040



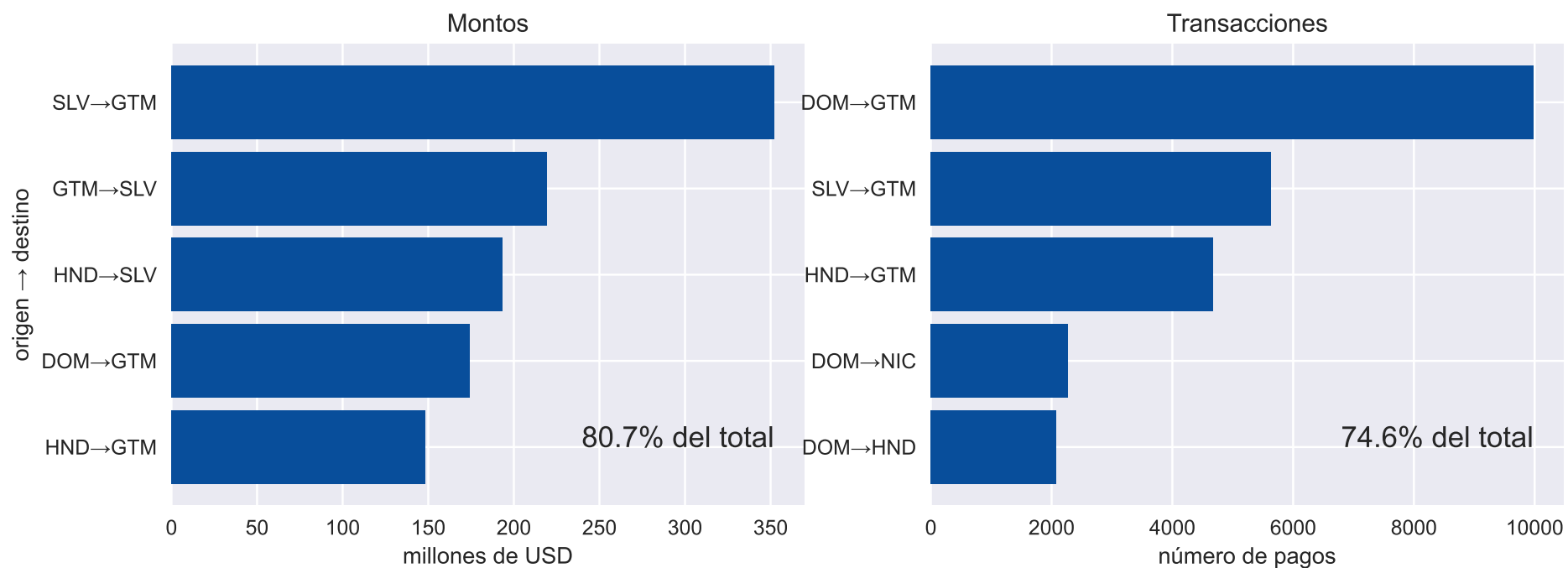
SIPA: Monto recibido por cada país  
Total = \$1346.6m



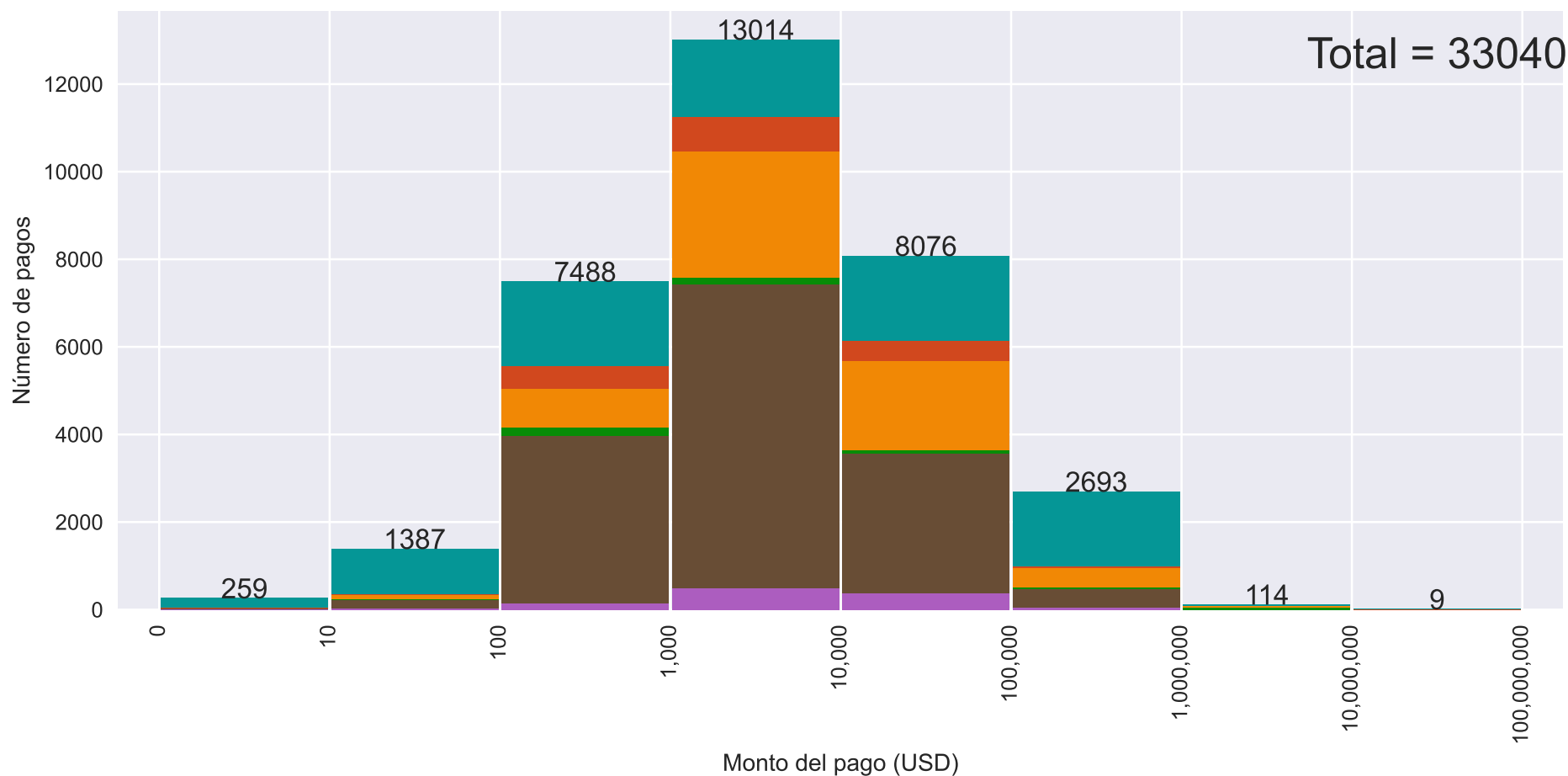
SIPA: Transacciones recibidas por cada país  
Total = 33040



**Figura 9: SIPA: Flujos de pagos predominantes**  
**Acumulado del 3 de marzo de 2011 al 27 de octubre de 2023**  
**Por países de origen→destino**



**Figura 10: SIPA: Distribución de los pagos**  
**Acumulado del 3 de marzo de 2011 al 27 de octubre de 2023**  
**Por monto del pago y país de origen**



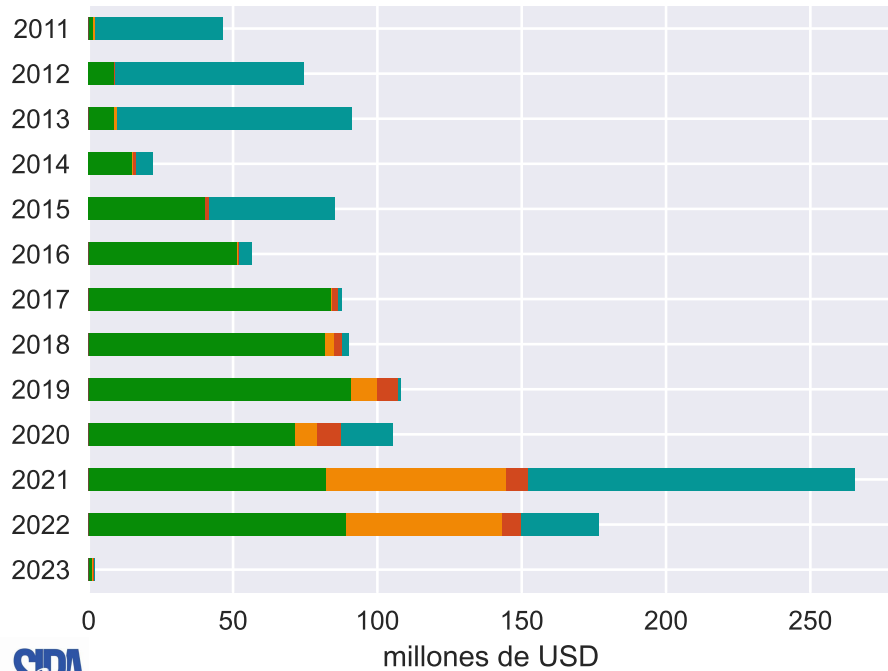
Origen  
 CRI DOM GTM HND NIC SLV



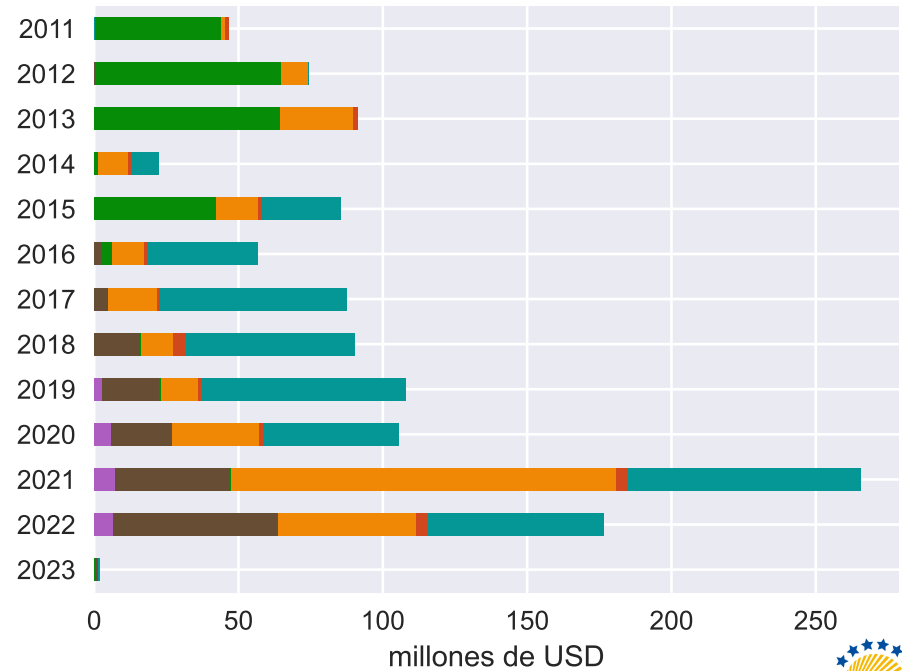
### Cuadro 8: SIPA: Montos enviados y recibidos por cada país (miles de USD)

Año	Recibidos						Enviados						Total Total
	CRI	DOM	GTM	HND	NIC	SLV	CRI	DOM	GTM	HND	NIC	SLV	
2011	0.0	172.0	1,472.6	734.4	23.8	44,219.7	0.0	75.5	43,825.0	1,546.1	1,176.1	0.0	46,622.6
2012	0.0	66.2	8,693.1	74.3	224.0	65,369.2	0.0	257.1	64,546.9	9,558.9	50.9	13.1	74,426.9
2013	0.0	72.1	8,963.2	708.1	261.6	81,152.5	0.0	95.1	64,455.1	25,120.2	1,456.4	30.8	91,157.5
2014	0.0	47.6	14,920.7	493.6	1,201.1	5,614.3	0.0	114.1	1,183.4	10,657.4	1,083.2	9,239.2	22,277.3
2015	0.0	18.1	40,282.1	116.6	1,539.6	43,374.8	0.0	131.5	42,068.7	14,456.5	982.0	27,692.5	85,331.2
2016	0.0	17.0	51,530.7	58.9	649.2	4,388.9	0.0	2,536.6	3,498.5	11,401.9	1,037.3	38,170.3	56,644.6
2017	0.0	25.9	83,807.9	645.7	1,880.1	1,309.3	0.0	4,770.0	183.8	16,955.3	691.2	65,068.6	87,668.9
2018	0.0	55.6	81,844.3	3,134.3	2,926.5	2,319.9	0.0	15,967.0	479.0	10,864.0	4,449.7	58,520.9	90,280.6
2019	0.0	28.7	91,063.3	8,698.3	7,224.4	993.8	2,830.7	19,776.0	612.9	12,623.2	1,698.2	70,467.5	108,008.4
2020	20.4	20.0	71,316.3	7,850.9	8,280.6	17,890.1	5,803.3	21,050.8	22.1	30,321.3	1,384.4	46,796.5	105,378.3
2021	0.0	81.1	82,254.0	62,064.5	7,949.1	113,093.8	7,347.7	39,674.9	518.4	133,376.4	3,658.9	80,866.2	265,442.5
2022	0.0	171.1	88,813.3	54,369.8	6,467.0	26,787.0	6,524.9	56,968.2	339.6	47,713.4	4,100.7	60,961.4	176,608.1
2023	136.8	550.3	73,304.4	30,758.4	19,319.9	12,730.7	9,977.6	44,809.8	41.2	26,940.4	2,838.1	52,193.1	136,800.5
Total	157.2	1,325.7	698,265.8	169,707.8	57,946.9	419,244.1	32,484.1	206,226.6	221,774.6	351,535.0	24,607.1	510,020.1	1,346,647.5

#### Recibidos



#### Enviados



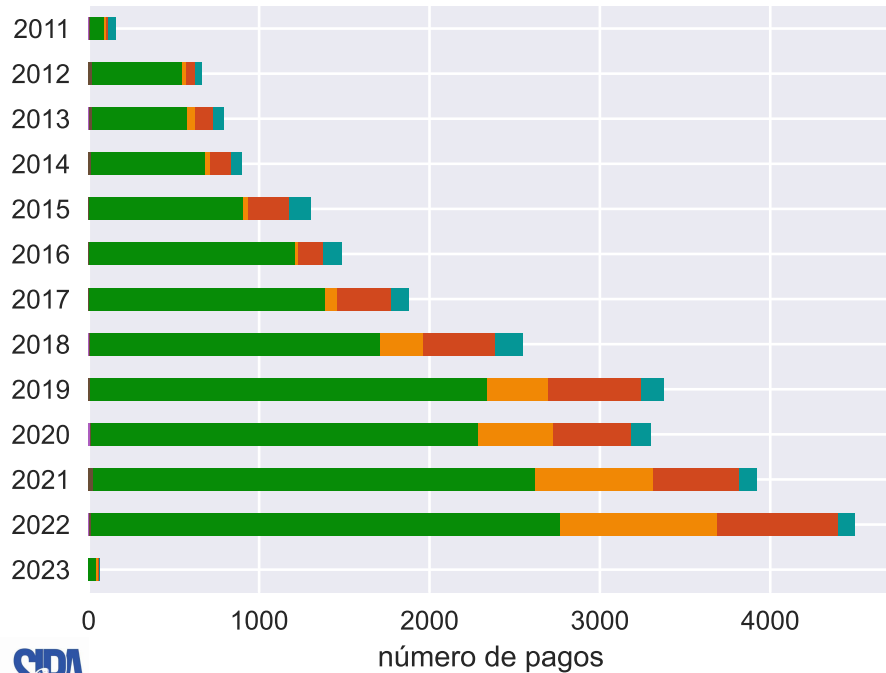
■ CRI   
 ■ DOM   
 ■ GTM   
 ■ HND   
 ■ NIC   
 ■ SLV



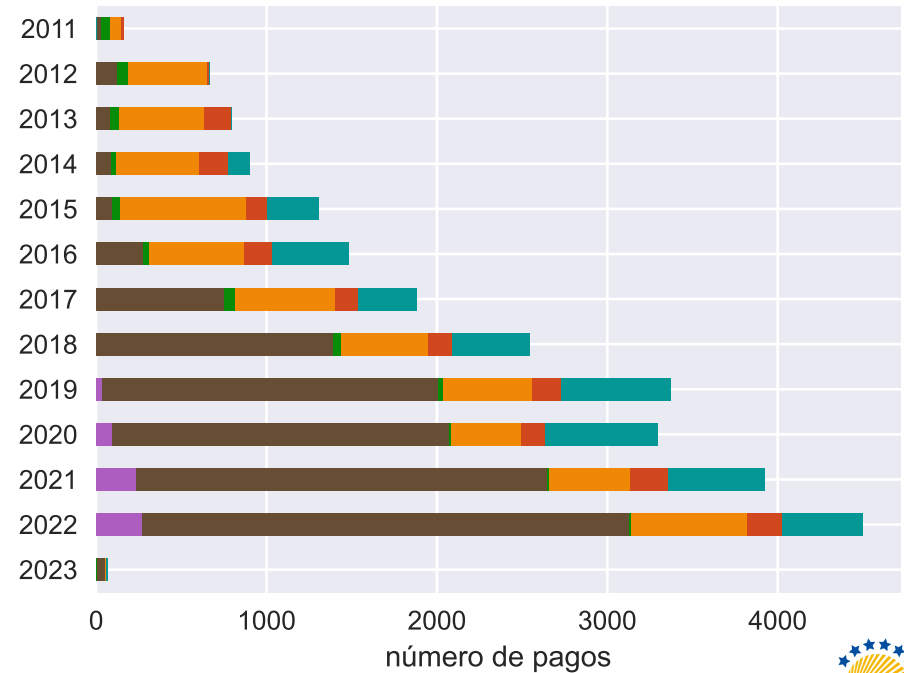
### Cuadro 9: SIPA: Número de pagos enviados y recibidos por cada país

Año	Recibidos						Enviados						Total
	CRI	DOM	GTM	HND	NIC	SLV	CRI	DOM	GTM	HND	NIC	SLV	
2011	0	9	84	8	15	46	0	28	52	67	15	0	162
2012	0	18	534	20	52	41	0	124	65	466	8	2	665
2013	0	23	554	52	100	63	0	86	53	494	158	1	792
2014	0	14	670	30	124	63	0	92	24	488	169	128	901
2015	0	3	905	27	243	127	0	96	48	736	123	302	1305
2016	0	2	1209	19	147	106	0	272	41	554	167	449	1483
2017	0	3	1381	76	319	100	0	751	65	591	130	342	1879
2018	0	10	1701	251	424	161	0	1389	50	507	144	457	2547
2019	0	8	2331	357	546	132	33	1971	35	519	174	642	3374
2020	6	9	2269	439	462	113	96	1978	12	407	142	663	3298
2021	0	26	2594	696	502	105	237	2410	12	476	221	567	3923
2022	0	15	2752	920	713	97	272	2857	10	684	202	472	4497
2023	72	143	4953	1383	1456	207	451	2579	12	437	185	4550	8214
Total	78	283	21937	4278	5103	1361	1089	14633	479	6426	1838	8575	33040

#### Recibidos



#### Enviados



**Parte IV**

# **Devoluciones**

## Cuadro 10: SIPA: Devoluciones

Año	Mes	Monto (USD)			Transacciones		
		Devuelto	Pagado	% devuelto	Devuelto	Pagado	% devuelto
2015	2	6,533.94	2,953,381.12	0.22	3	116	2.59
	3	98,314.48	8,097,583.03	1.21	3	168	1.79
	4	32,272.00	8,744,473.50	0.37	4	106	3.77
	5	0.00	16,096,751.59	0.00	0	100	0.00
	6	1,133.00	7,069,228.35	0.02	4	103	3.88
	7	34,565.48	15,559,904.64	0.22	5	114	4.39
	8	0.00	2,831,601.37	0.00	0	96	0.00
	9	36,538.26	7,204,888.14	0.51	2	108	1.85
	10	0.00	3,964,331.46	0.00	0	90	0.00
	11	3,579.00	5,393,814.83	0.07	1	103	0.97
	12	27,485.00	4,173,576.48	0.66	3	106	2.83
	2016	1	21,344.36	4,300,036.53	0.50	1	97
2		21,518.04	5,283,627.68	0.41	1	128	0.78
3		19,040.00	4,671,464.35	0.41	3	121	2.48
4		18,147.90	5,099,072.13	0.36	1	126	0.79
5		23,275.20	3,744,480.89	0.62	3	94	3.19
6		9,414.00	7,699,402.68	0.12	4	118	3.39
7		17,848.72	4,221,549.65	0.42	4	107	3.74
8		109,042.50	4,666,727.51	2.34	2	127	1.57
9		3,000.00	4,545,949.95	0.07	1	147	0.68
10		6,845.00	3,913,620.33	0.17	1	130	0.77
11		3,097.22	3,271,270.21	0.09	3	135	2.22
12		6,830.00	5,227,378.86	0.13	2	153	1.31
2017	1	0.00	8,335,187.97	0.00	0	178	0.00
	2	0.00	6,195,824.26	0.00	0	116	0.00
	3	82,198.75	6,857,285.48	1.20	9	232	3.88
	4	4,025.00	5,521,958.44	0.07	2	125	1.60
	5	4,290.00	6,963,614.23	0.06	2	154	1.30
	6	14,610.90	6,367,654.69	0.23	4	144	2.78
	7	23,205.13	7,002,167.12	0.33	6	153	3.92
	8	6,830.00	6,978,827.11	0.10	4	148	2.70
	9	11,690.00	6,550,395.70	0.18	4	132	3.03
	10	54,404.00	6,719,532.44	0.81	5	157	3.18

Continued on next page

Año	Mes	Monto			Número de pagos		
		Devuelto	Pagado	% devuelto	Devuelto	Pagado	% devuelto
	11	91,868.08	11,697,867.52	0.79	3	180	1.67
	12	72,990.00	8,478,632.53	0.86	4	160	2.50
2018	1	5,095.00	7,431,360.47	0.07	2	144	1.39
	2	59,503.30	6,963,537.83	0.85	6	177	3.39
	3	14,318.05	6,404,822.62	0.22	7	168	4.17
	4	134,849.57	5,779,748.52	2.33	21	182	11.54
	5	82,981.00	7,081,763.06	1.17	11	212	5.19
	6	35,715.11	6,503,075.55	0.55	8	221	3.62
	7	36,116.94	7,360,669.77	0.49	9	208	4.33
	8	27,428.57	8,368,600.31	0.33	10	249	4.02
	9	3,195.00	8,627,648.69	0.04	2	246	0.81
	10	6,221.00	9,043,954.92	0.07	2	244	0.82
	11	16,506.32	9,178,380.57	0.18	4	248	1.61
	12	65,030.67	7,537,036.62	0.86	6	248	2.42
2019	1	39,883.95	9,562,831.69	0.42	3	244	1.23
	2	200,644.98	7,420,404.35	2.70	7	210	3.33
	3	3,152.96	7,427,716.54	0.04	3	261	1.15
	4	205,927.91	7,519,105.18	2.74	6	267	2.25
	5	142,150.80	8,793,222.91	1.62	8	303	2.64
	6	4,160.00	8,622,567.91	0.05	3	278	1.08
	7	33,699.33	10,061,594.25	0.33	7	314	2.23
	8	31,703.61	11,862,425.37	0.27	10	300	3.33
	9	75,161.12	7,969,452.72	0.94	4	261	1.53
	10	13,133.00	8,290,713.04	0.16	6	332	1.81
	11	12,580.62	10,548,278.92	0.12	6	305	1.97
	12	23,360.00	9,930,123.09	0.24	7	299	2.34
2020	1	236,397.50	11,092,622.25	2.13	5	313	1.60
	2	22,732.00	7,842,999.63	0.29	12	269	4.46
	3	76,820.81	5,877,938.58	1.31	9	264	3.41
	4	3,941.43	5,473,484.74	0.07	1	180	0.56
	5	490.00	4,389,265.91	0.01	3	209	1.44
	6	89,770.94	7,614,545.18	1.18	10	241	4.15
	7	34,154.00	6,805,099.54	0.50	6	286	2.10
	8	80,910.76	7,011,626.12	1.15	10	258	3.88
	9	65,531.40	10,358,215.15	0.63	5	292	1.71

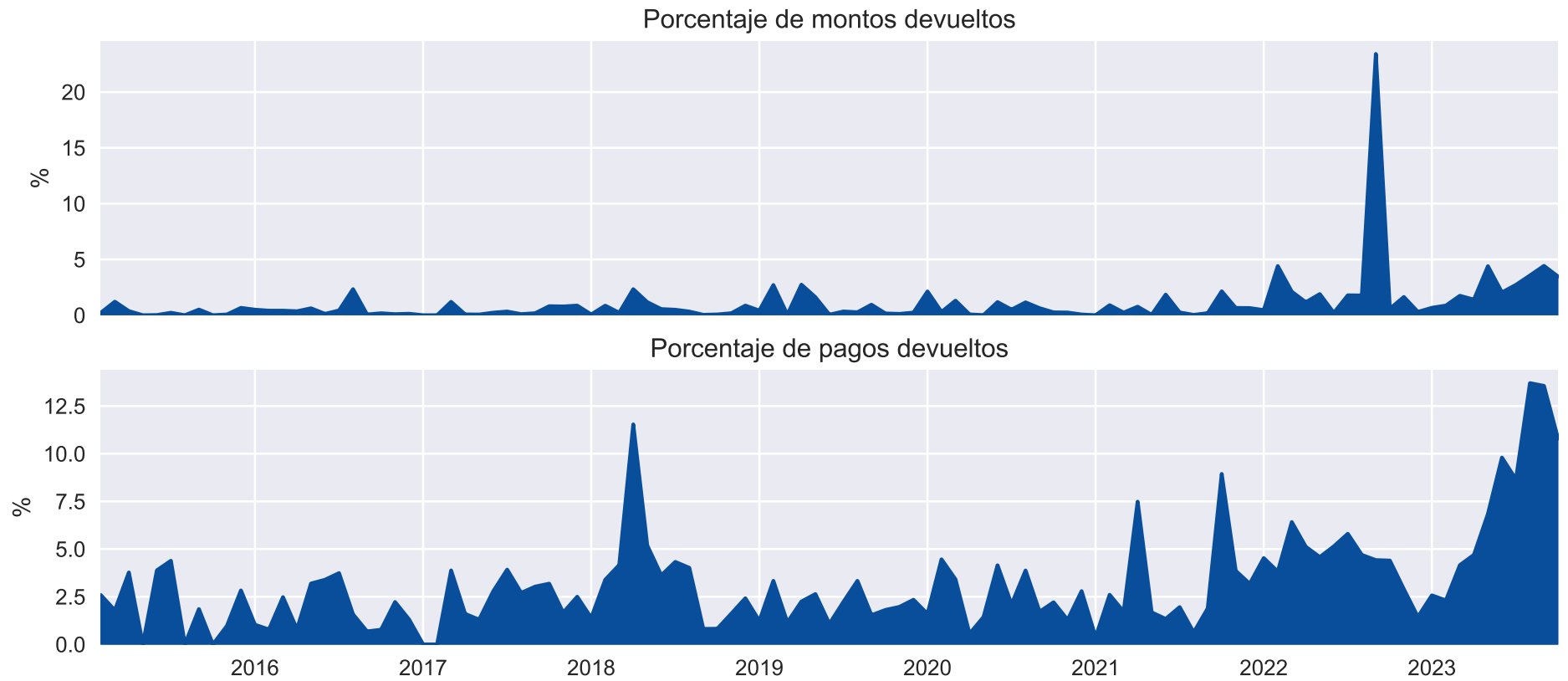
Continued on next page

Año	Mes	Monto			Número de pagos		
		Devuelto	Pagado	% devuelto	Devuelto	Pagado	% devuelto
	10	25,659.73	9,964,650.81	0.26	7	317	2.21
	11	26,910.00	11,177,559.55	0.24	4	311	1.29
	12	11,683.57	17,770,284.48	0.07	10	358	2.79
2021	1	472.91	42,503,862.70	0.00	1	265	0.38
	2	101,331.58	11,280,316.61	0.90	7	269	2.60
	3	26,975.24	11,233,964.93	0.24	6	350	1.71
	4	236,580.83	30,912,457.63	0.77	25	334	7.49
	5	7,821.41	21,199,019.90	0.04	5	298	1.68
	6	226,077.00	12,247,006.54	1.85	5	374	1.34
	7	64,828.80	26,092,925.58	0.25	7	358	1.96
	8	6,519.64	20,904,720.60	0.03	2	319	0.63
	9	47,414.43	25,629,718.27	0.18	7	371	1.89
	10	197,237.20	9,196,638.71	2.14	27	302	8.94
	11	166,263.57	25,482,300.91	0.65	13	337	3.86
	12	184,770.06	28,759,610.28	0.64	11	346	3.18
2022	1	41,642.10	9,106,728.85	0.46	12	265	4.53
	2	355,313.83	8,063,605.91	4.41	10	262	3.82
	3	218,345.88	10,352,802.32	2.11	24	374	6.42
	4	105,370.70	9,040,210.65	1.17	19	371	5.12
	5	256,946.89	13,565,721.70	1.89	25	546	4.58
	6	63,214.39	29,807,798.28	0.21	20	389	5.14
	7	215,640.05	12,086,451.82	1.78	21	362	5.80
	8	214,488.92	12,121,250.15	1.77	19	405	4.69
	9	4,144,275.33	17,700,893.65	23.41	16	362	4.42
	10	107,732.61	18,768,409.37	0.57	16	364	4.40
	11	182,255.10	11,143,397.28	1.64	11	380	2.89
	12	74,658.95	24,850,833.06	0.30	6	417	1.44
2023	1	107,172.37	16,146,141.22	0.66	9	350	2.57
	2	137,667.72	15,902,249.83	0.87	9	390	2.31
	3	216,361.10	12,416,254.25	1.74	20	481	4.16
	4	107,791.43	7,718,268.11	1.40	17	362	4.70
	5	476,103.13	10,833,140.50	4.39	31	453	6.84
	6	254,611.22	12,467,483.44	2.04	53	541	9.80
	7	287,613.13	10,568,655.86	2.72	61	705	8.65
	8	608,027.80	17,064,557.72	3.56	171	1248	13.70

Continued on next page

Año	Mes	Monto			Número de pagos		
		Devuelto	Pagado	% devuelto	Devuelto	Pagado	% devuelto
	9	764,102.57	17,276,359.79	4.42	242	1785	13.56
	10	569,034.90	16,407,340.25	3.47	205	1899	10.80

# Figura 11: SIPA: Devoluciones





# Cuadro 11: SIPA: Detalle de devoluciones

Fecha valor	Debito	Credito	Monto
2023-01-05	GTM	DOM	485.56
2023-01-06	GTM	DOM	2,165.00
2023-01-10	NIC	DOM	1,260.00
2023-01-17	GTM	DOM	52,301.00
2023-01-20	GTM	DOM	4,117.74
2023-01-23	GTM	DOM	3,995.00
2023-01-23	GTM	DOM	38,634.30
2023-01-26	HND	DOM	875.00
2023-01-27	GTM	DOM	3,338.77
2023-02-01	GTM	HND	122,276.81
2023-02-06	GTM	DOM	1,135.26
2023-02-09	GTM	DOM	2,739.00
2023-02-09	GTM	DOM	3,289.00
2023-02-09	GTM	DOM	592.65
2023-02-15	GTM	DOM	3,155.00
2023-02-15	GTM	DOM	285.00
2023-02-21	CRI	DOM	3,210.00
2023-02-24	GTM	DOM	985.00
2023-03-02	CRI	DOM	3,245.00
2023-03-06	GTM	HND	3,225.00
2023-03-08	GTM	DOM	3,712.00
2023-03-09	CRI	DOM	3,245.00
2023-03-13	GTM	DOM	66,709.03
2023-03-13	GTM	DOM	550.00
2023-03-14	GTM	DOM	690.00
2023-03-14	GTM	DOM	195.00
2023-03-16	GTM	DOM	901.90
2023-03-16	GTM	DOM	2,432.50
2023-03-17	CRI	DOM	8,000.00
2023-03-20	GTM	DOM	66,709.03
2023-03-21	GTM	NIC	174.00
2023-03-21	CRI	DOM	8,000.00
2023-03-21	GTM	DOM	22,724.36
:	:	:	:

Fecha valor	Débito	Crédito	Monto
:	:	:	:
2023-03-22	GTM	DOM	2,432.50
2023-03-24	GTM	SLV	13,420.00
2023-03-28	GTM	DOM	3,411.00
2023-03-29	GTM	DOM	3,789.78
2023-03-30	GTM	DOM	2,795.00
2023-04-03	GTM	SLV	9,595.00
2023-04-05	GTM	SLV	11,833.05
2023-04-11	CRI	DOM	200.00
2023-04-12	NIC	HND	2,000.00
2023-04-12	CRI	DOM	5,000.00
2023-04-13	GTM	DOM	6,477.53
2023-04-14	HND	DOM	733.00
2023-04-14	CRI	DOM	201.00
2023-04-17	GTM	DOM	1,635.00
2023-04-17	GTM	DOM	52,158.00
2023-04-19	HND	DOM	706.80
2023-04-20	GTM	SLV	11,833.05
2023-04-21	GTM	DOM	1,845.00
2023-04-24	GTM	DOM	1,727.00
2023-04-25	GTM	DOM	1,845.00
2023-04-28	CRI	GTM	1.00
2023-04-28	GTM	CRI	1.00
2023-05-02	CRI	GTM	1.00
2023-05-02	GTM	HND	6,644.88
2023-05-03	CRI	GTM	1.00
2023-05-03	GTM	CRI	1.00
2023-05-03	GTM	SLV	9,595.00
2023-05-04	CRI	GTM	1.00
2023-05-04	GTM	CRI	1.00
2023-05-05	CRI	GTM	1.00
2023-05-05	GTM	CRI	1.00
2023-05-05	CRI	HND	8,574.90
2023-05-05	GTM	DOM	6,477.53
2023-05-08	CRI	GTM	1.00
2023-05-08	SIPA	HND	175,000.00
2023-05-08	GTM	DOM	28,050.10
2023-05-09	CRI	GTM	1.00
:	:	:	:

Fecha valor	Débito	Crédito	Monto
:	:	:	:
2023-05-10	CRI	GTM	1.00
2023-05-10	GTM	CRI	1.00
2023-05-10	GTM	CRI	1.00
2023-05-10	GTM	DOM	43,283.42
2023-05-11	CRI	GTM	1.00
2023-05-11	GTM	DOM	1,727.00
2023-05-12	NIC	DOM	1,512.00
2023-05-15	GTM	HND	1,995.00
2023-05-16	GTM	DOM	5,785.00
2023-05-16	GTM	DOM	85,374.56
2023-05-16	GTM	DOM	43,283.42
2023-05-19	SLV	HND	590.00
2023-05-19	GTM	NIC	18,440.32
2023-05-19	GTM	DOM	21,995.00
2023-05-23	GTM	DOM	17,761.00
2023-06-01	NIC	DOM	30,654.50
2023-06-01	CRI	SLV	1.02
2023-06-02	GTM	DOM	27,301.10
2023-06-02	GTM	DOM	995.00
2023-06-02	GTM	SLV	1.00
2023-06-02	GTM	SLV	1.00
2023-06-02	CRI	SLV	750.00
2023-06-05	GTM	SLV	1.00
2023-06-06	GTM	SLV	3.00
2023-06-06	GTM	SLV	1.50
2023-06-06	GTM	DOM	33,647.00
2023-06-09	GTM	HND	26,209.32
2023-06-09	GTM	SLV	145.00
2023-06-09	GTM	DOM	60,634.00
2023-06-12	SIPA	SLV	200.00
2023-06-12	SIPA	SLV	200.00
2023-06-12	GTM	SLV	1.00
2023-06-12	GTM	SLV	3.00
2023-06-12	NIC	SLV	55.00
2023-06-14	GTM	DOM	995.00
2023-06-15	CRI	GTM	5.00
2023-06-15	GTM	DOM	807.72
2023-06-15	NIC	SLV	1.00
:	:	:	:



Fecha valor	Débito	Crédito	Monto
⋮	⋮	⋮	⋮
2023-06-15	HND	SLV	2,443.96
2023-06-16	CRI	GTM	5.00
2023-06-16	HND	SLV	68.00
2023-06-19	GTM	DOM	3,495.00
2023-06-20	CRI	GTM	1.00
2023-06-20	GTM	CRI	1.00
2023-06-20	GTM	DOM	985.00
2023-06-20	GTM	SLV	305.00
2023-06-20	CRI	SLV	10.00
2023-06-21	GTM	HND	26,209.32
2023-06-21	GTM	SLV	375.00
2023-06-22	GTM	SLV	5.00
2023-06-23	NIC	SLV	30.00
2023-06-27	CRI	GTM	5.00
2023-06-27	SLV	HND	615.36
2023-06-27	GTM	DOM	6,008.00
2023-06-27	GTM	DOM	480.00
2023-06-27	GTM	DOM	4,625.00
2023-06-27	GTM	DOM	3,000.00
2023-06-27	GTM	SLV	1.00
2023-06-27	CRI	SLV	1.00
2023-06-28	DOM	CRI	5,275.00
2023-06-28	GTM	CRI	5.00
2023-06-28	GTM	CRI	16,251.92
2023-06-28	GTM	DOM	985.00
2023-06-28	DOM	SLV	5.00
2023-06-28	DOM	SLV	18.50
2023-06-29	CRI	SLV	500.00
2023-06-29	CRI	SLV	100.00
2023-06-29	CRI	SLV	190.00
2023-07-03	CRI	SLV	350.00
2023-07-03	CRI	SLV	1,186.50
2023-07-04	GTM	SLV	45.00
2023-07-04	NIC	SLV	80.00
2023-07-04	HND	SLV	2,443.96
2023-07-05	GTM	SLV	495.00
2023-07-06	GTM	DOM	18,867.56
2023-07-07	GTM	DOM	13,306.00
⋮	⋮	⋮	⋮

Fecha valor	Débito	Crédito	Monto
⋮	⋮	⋮	⋮
2023-07-07	GTM	DOM	190.00
2023-07-07	GTM	SLV	1.00
2023-07-10	GTM	SLV	0.02
2023-07-11	GTM	DOM	990.88
2023-07-11	GTM	SLV	2,835.98
2023-07-11	GTM	SLV	1.00
2023-07-11	GTM	SLV	45.00
2023-07-11	NIC	SLV	960.00
2023-07-12	GTM	SLV	45.00
2023-07-12	GTM	SLV	3,131.00
2023-07-12	GTM	SLV	2,011.00
2023-07-12	CRI	SLV	265.00
2023-07-12	CRI	SLV	4,000.00
2023-07-13	GTM	DOM	2,875.00
2023-07-13	NIC	SLV	610.00
2023-07-14	CRI	HND	5,452.30
2023-07-14	GTM	SLV	0.01
2023-07-17	CRI	HND	5,452.30
2023-07-17	GTM	DOM	6,995.00
2023-07-17	GTM	SLV	3,495.00
2023-07-17	CRI	SLV	200.00
2023-07-18	NIC	SLV	150.00
2023-07-18	CRI	SLV	50.00
2023-07-19	HND	SLV	58.00
2023-07-19	HND	SLV	48,998.00
2023-07-19	CRI	SLV	20.00
2023-07-20	GTM	SLV	1,705.00
2023-07-20	NIC	SLV	150.00
2023-07-21	GTM	DOM	77,220.76
2023-07-21	GTM	DOM	105.00
2023-07-21	NIC	SLV	1.09
2023-07-21	NIC	SLV	1.00
2023-07-24	SIPA	HND	9,500.00
2023-07-24	GTM	SLV	495.00
2023-07-24	HND	SLV	2,443.96
2023-07-25	DOM	HND	9,500.00
2023-07-25	NIC	DOM	150.00
2023-07-25	GTM	SLV	111.27
⋮	⋮	⋮	⋮

Fecha valor	Débito	Crédito	Monto
⋮	⋮	⋮	⋮
2023-07-25	DOM	SLV	140.00
2023-07-26	CRI	SLV	5,000.00
2023-07-26	GTM	SLV	60.13
2023-07-27	NIC	SLV	3.00
2023-07-28	DOM	HND	9,500.00
2023-07-28	DOM	SLV	100.00
2023-07-28	CRI	SLV	12,351.20
2023-07-28	NIC	SLV	45.00
2023-07-31	GTM	DOM	27,345.25
2023-07-31	GTM	DOM	3,300.00
2023-07-31	GTM	SLV	28.00
2023-07-31	GTM	SLV	188.00
2023-07-31	HND	SLV	2,443.96
2023-07-31	CRI	SLV	100.00
2023-07-31	CRI	SLV	20.00
2023-08-01	GTM	SLV	145.00
2023-08-01	GTM	SLV	46.00
2023-08-02	GTM	DOM	115.00
2023-08-02	GTM	DOM	1,413.96
2023-08-02	DOM	SLV	200.00
2023-08-02	GTM	SLV	45.00
2023-08-02	DOM	SLV	20.00
2023-08-02	HND	SLV	983.87
2023-08-03	CRI	GTM	5.00
2023-08-03	GTM	DOM	6,995.00
2023-08-03	GTM	DOM	105.00
2023-08-03	GTM	DOM	25.00
2023-08-03	GTM	SLV	633.30
2023-08-03	DOM	SLV	126.00
2023-08-03	CRI	SLV	50.00
2023-08-03	CRI	SLV	40.00
2023-08-03	CRI	SLV	75.00
2023-08-03	CRI	SLV	50.00
2023-08-03	CRI	SLV	1.00
2023-08-03	CRI	SLV	11,500.00
2023-08-04	CRI	GTM	5.00
2023-08-04	GTM	CRI	5.00
2023-08-04	GTM	DOM	151.00
⋮	⋮	⋮	⋮



Fecha valor	Débito	Crédito	Monto
⋮	⋮	⋮	⋮
2023-08-04	GTM	SLV	46.00
2023-08-04	GTM	SLV	35.00
2023-08-04	HND	SLV	98.00
2023-08-07	GTM	CRI	5.00
2023-08-07	GTM	DOM	4,669.42
2023-08-07	CRI	SLV	10.00
2023-08-07	CRI	SLV	50.00
2023-08-07	CRI	SLV	250.00
2023-08-07	CRI	SLV	1.00
2023-08-07	CRI	SLV	3,543.30
2023-08-07	CRI	SLV	50.00
2023-08-08	GTM	DOM	195.00
2023-08-08	GTM	SLV	5.00
2023-08-08	GTM	SLV	25.00
2023-08-08	GTM	SLV	5.00
2023-08-08	CRI	SLV	833.00
2023-08-08	CRI	SLV	110.00
2023-08-09	CRI	SLV	275.00
2023-08-09	NIC	SLV	30.00
2023-08-09	NIC	SLV	20,000.00
2023-08-09	CRI	SLV	2,000.00
2023-08-10	CRI	SLV	250.00
2023-08-10	GTM	SLV	1,468.24
2023-08-10	CRI	SLV	50.00
2023-08-10	CRI	SLV	75.00
2023-08-10	CRI	SLV	1,700.00
2023-08-11	GTM	SLV	5.00
2023-08-11	CRI	SLV	245.00
2023-08-11	CRI	SLV	5.00
2023-08-11	CRI	SLV	5.00
2023-08-11	CRI	SLV	300.00
2023-08-14	GTM	DOM	40,194.00
2023-08-14	GTM	DOM	2,995.00
2023-08-14	GTM	SLV	45.00
2023-08-15	CRI	SLV	398.87
2023-08-15	DOM	SLV	10.00
2023-08-15	CRI	SLV	1,533.00
2023-08-15	CRI	SLV	1,000.00
⋮	⋮	⋮	⋮

Fecha valor	Débito	Crédito	Monto
⋮	⋮	⋮	⋮
2023-08-15	CRI	SLV	2,000.00
2023-08-15	CRI	SLV	1,700.00
2023-08-17	GTM	SLV	645.00
2023-08-17	GTM	SLV	154.80
2023-08-17	GTM	SLV	95.00
2023-08-17	CRI	SLV	69.00
2023-08-17	CRI	SLV	100,000.00
2023-08-17	CRI	SLV	22.00
2023-08-17	CRI	SLV	200.00
2023-08-17	CRI	SLV	2,000.00
2023-08-18	GTM	HND	6,521.80
2023-08-18	GTM	SLV	433.00
2023-08-18	GTM	SLV	290.23
2023-08-18	CRI	SLV	5.00
2023-08-18	GTM	SLV	2,495.00
2023-08-18	GTM	SLV	25.00
2023-08-18	CRI	SLV	5,000.00
2023-08-21	GTM	DOM	1,995.00
2023-08-21	GTM	SLV	12,558.00
2023-08-21	GTM	SLV	3,535.00
2023-08-21	GTM	SLV	997.00
2023-08-21	GTM	SLV	245.00
2023-08-21	GTM	SLV	70.00
2023-08-21	GTM	SLV	1.00
2023-08-21	GTM	SLV	10.00
2023-08-21	CRI	SLV	20.00
2023-08-21	GTM	SLV	5,382.00
2023-08-21	CRI	SLV	300.00
2023-08-21	DOM	SLV	63.00
2023-08-21	CRI	SLV	137.00
2023-08-22	CRI	SLV	1,000.00
2023-08-24	GTM	HND	1,995.00
2023-08-24	GTM	HND	2,372.00
2023-08-24	GTM	DOM	1,995.00
2023-08-24	GTM	DOM	1,995.00
2023-08-24	GTM	SLV	752.87
2023-08-24	GTM	SLV	47,946.18
2023-08-24	GTM	SLV	45,799.15
⋮	⋮	⋮	⋮

Fecha valor	Débito	Crédito	Monto
⋮	⋮	⋮	⋮
2023-08-24	GTM	SLV	575.00
2023-08-24	GTM	SLV	41,344.96
2023-08-24	GTM	SLV	254.18
2023-08-24	GTM	SLV	95.00
2023-08-24	GTM	SLV	45,235.85
2023-08-24	CRI	SLV	1,533.00
2023-08-24	CRI	SLV	3,000.00
2023-08-24	CRI	SLV	14,273.73
2023-08-24	CRI	SLV	3,400.00
2023-08-24	CRI	SLV	2,000.00
2023-08-24	DOM	SLV	1,455.94
2023-08-25	GTM	HND	9,995.00
2023-08-25	GTM	DOM	8,995.00
2023-08-25	GTM	SLV	779.00
2023-08-25	NIC	SLV	0.25
2023-08-25	GTM	SLV	760.00
2023-08-28	GTM	SLV	94.81
2023-08-28	GTM	SLV	295.00
2023-08-28	GTM	SLV	15.00
2023-08-28	GTM	SLV	5.00
2023-08-28	GTM	SLV	6.00
2023-08-28	DOM	SLV	1.00
2023-08-28	DOM	SLV	7,500.00
2023-08-28	DOM	SLV	45.00
2023-08-28	CRI	SLV	659.35
2023-08-28	CRI	SLV	500.00
2023-08-28	CRI	SLV	20.00
2023-08-28	CRI	SLV	10.00
2023-08-29	NIC	DOM	7.00
2023-08-29	GTM	SLV	1.00
2023-08-29	GTM	SLV	3,495.00
2023-08-29	GTM	SLV	745.00
2023-08-29	GTM	SLV	1,468.24
2023-08-29	GTM	SLV	995.00
2023-08-29	GTM	SLV	334.88
2023-08-29	GTM	SLV	95.00
2023-08-29	GTM	SLV	995.00
2023-08-29	GTM	SLV	65.00
⋮	⋮	⋮	⋮



Fecha valor	Débito	Crédito	Monto
⋮	⋮	⋮	⋮
2023-08-29	GTM	SLV	10.00
2023-08-29	NIC	SLV	55.00
2023-08-29	NIC	SLV	175.00
2023-08-29	DOM	SLV	20.00
2023-08-29	CRI	SLV	3.00
2023-08-29	GTM	SLV	23,469.90
2023-08-29	CRI	SLV	1.00
2023-08-29	CRI	SLV	20.00
2023-08-30	CRI	HND	3,503.23
2023-08-30	GTM	SLV	53,499.40
2023-08-30	GTM	SLV	235.00
2023-08-30	NIC	SLV	600.00
2023-08-30	CRI	SLV	1,830.24
2023-08-31	GTM	DOM	2,995.00
2023-08-31	GTM	SLV	370.00
2023-08-31	GTM	SLV	45.00
2023-08-31	GTM	SLV	246.72
2023-08-31	GTM	SLV	2,995.00
2023-08-31	GTM	SLV	25.00
2023-08-31	GTM	SLV	1,495.00
2023-08-31	GTM	SLV	225.00
2023-08-31	GTM	SLV	225.00
2023-08-31	GTM	SLV	195.00
2023-08-31	GTM	SLV	495.00
2023-08-31	GTM	SLV	484.13
2023-08-31	GTM	SLV	18.00
2023-08-31	GTM	SLV	5,495.00
2023-08-31	HND	SLV	148.00
2023-08-31	GTM	SLV	19.00
2023-08-31	NIC	SLV	100.00
2023-08-31	CRI	SLV	100.00
2023-08-31	CRI	SLV	1,680.00
2023-08-31	CRI	SLV	2.00
2023-08-31	CRI	SLV	125.00
2023-09-01	GTM	DOM	4,605.00
2023-09-01	NIC	DOM	70.00
2023-09-01	GTM	SLV	1,895.00
2023-09-01	GTM	SLV	875.00
⋮	⋮	⋮	⋮

Fecha valor	Débito	Crédito	Monto
⋮	⋮	⋮	⋮
2023-09-01	GTM	SLV	13,006.16
2023-09-01	GTM	SLV	110.00
2023-09-01	GTM	SLV	7,695.00
2023-09-01	HND	SLV	18.00
2023-09-01	GTM	SLV	1,525.00
2023-09-01	GTM	SLV	335.00
2023-09-01	NIC	SLV	50.00
2023-09-01	HND	SLV	28.00
2023-09-01	NIC	SLV	45.00
2023-09-01	NIC	SLV	21.13
2023-09-01	NIC	SLV	100.00
2023-09-01	GTM	SLV	4,006.65
2023-09-01	GTM	SLV	27,681.25
2023-09-01	CRI	SLV	100.00
2023-09-01	CRI	SLV	723.50
2023-09-01	CRI	SLV	45.00
2023-09-04	GTM	DOM	21,661.96
2023-09-04	GTM	SLV	1,695.00
2023-09-04	GTM	SLV	20.00
2023-09-04	GTM	SLV	759.50
2023-09-04	GTM	SLV	195.00
2023-09-04	GTM	SLV	1,795.00
2023-09-04	GTM	SLV	4.00
2023-09-04	GTM	SLV	1,795.00
2023-09-04	GTM	SLV	35.00
2023-09-04	GTM	SLV	5.00
2023-09-04	NIC	SLV	70.00
2023-09-04	NIC	SLV	50.00
2023-09-05	GTM	DOM	3,095.00
2023-09-05	GTM	DOM	1,995.00
2023-09-05	GTM	DOM	3,645.00
2023-09-05	GTM	SLV	992.00
2023-09-05	GTM	SLV	29,795.00
2023-09-05	GTM	SLV	2,236.66
2023-09-05	GTM	SLV	270.00
2023-09-05	HND	SLV	358.00
2023-09-05	DOM	SLV	250.00
2023-09-06	CRI	DOM	2,664.00
⋮	⋮	⋮	⋮

Fecha valor	Débito	Crédito	Monto
⋮	⋮	⋮	⋮
2023-09-06	GTM	SLV	4.00
2023-09-06	GTM	SLV	1,117.65
2023-09-06	GTM	SLV	1,895.00
2023-09-06	GTM	SLV	172.90
2023-09-06	GTM	SLV	270.00
2023-09-06	DOM	SLV	6,403.82
2023-09-06	GTM	SLV	105.00
2023-09-06	GTM	SLV	31,951.26
2023-09-06	GTM	SLV	25.00
2023-09-06	GTM	SLV	125.00
2023-09-06	DOM	SLV	2.00
2023-09-06	CRI	SLV	22,962.18
2023-09-06	NIC	SLV	450.00
2023-09-06	DOM	SLV	572.26
2023-09-06	DOM	SLV	5.00
2023-09-06	DOM	SLV	20.00
2023-09-06	CRI	SLV	150.00
2023-09-06	CRI	SLV	1.00
2023-09-06	CRI	SLV	800.00
2023-09-06	CRI	SLV	200.00
2023-09-06	CRI	SLV	140.00
2023-09-06	CRI	SLV	500.00
2023-09-06	CRI	SLV	5.00
2023-09-06	DOM	SLV	5.00
2023-09-07	GTM	DOM	495.00
2023-09-07	GTM	SLV	1,044.16
2023-09-07	DOM	SLV	20.00
2023-09-07	DOM	SLV	100.00
2023-09-07	DOM	SLV	10.00
2023-09-07	DOM	SLV	20.00
2023-09-07	DOM	SLV	10.00
2023-09-07	DOM	SLV	20.00
2023-09-07	CRI	SLV	100.00
2023-09-08	GTM	DOM	8,995.00
2023-09-08	GTM	SLV	35.00
2023-09-08	GTM	SLV	31,951.26
2023-09-08	GTM	SLV	12,495.00
2023-09-08	NIC	SLV	1.00
⋮	⋮	⋮	⋮



Fecha valor	Débito	Crédito	Monto
⋮	⋮	⋮	⋮
2023-09-08	DOM	SLV	150.00
2023-09-08	DOM	SLV	1,600.00
2023-09-08	DOM	SLV	25.00
2023-09-08	CRI	SLV	55.00
2023-09-11	GTM	DOM	100.00
2023-09-11	GTM	DOM	21,661.96
2023-09-11	GTM	DOM	830.00
2023-09-11	GTM	SLV	434.25
2023-09-11	GTM	SLV	110.00
2023-09-11	GTM	SLV	1,242.00
2023-09-11	GTM	SLV	49.00
2023-09-11	GTM	SLV	295.00
2023-09-11	GTM	SLV	1,670.00
2023-09-11	CRI	SLV	5.00
2023-09-11	GTM	SLV	1.00
2023-09-11	GTM	SLV	1,155.00
2023-09-11	CRI	SLV	5.00
2023-09-11	CRI	SLV	350.00
2023-09-11	CRI	SLV	300.00
2023-09-11	NIC	SLV	0.01
2023-09-11	CRI	SLV	5.00
2023-09-11	CRI	SLV	5.00
2023-09-11	CRI	SLV	5.00
2023-09-11	CRI	SLV	5.00
2023-09-11	CRI	SLV	5.00
2023-09-11	CRI	SLV	5.00
2023-09-11	CRI	SLV	5.00
2023-09-11	CRI	SLV	5.00
2023-09-11	CRI	SLV	110.00
2023-09-11	CRI	SLV	1.00
2023-09-11	CRI	SLV	1.00
2023-09-12	GTM	SLV	15.00
2023-09-12	GTM	SLV	35.00
2023-09-12	GTM	SLV	1,595.00
2023-09-12	GTM	SLV	495.00
2023-09-12	GTM	SLV	1,463.83
2023-09-12	GTM	SLV	63.00
2023-09-12	GTM	SLV	118.71
2023-09-13	GTM	DOM	12,368.49
2023-09-13	GTM	SLV	845.00
⋮	⋮	⋮	⋮

Fecha valor	Débito	Crédito	Monto
⋮	⋮	⋮	⋮
2023-09-13	GTM	SLV	293.00
2023-09-13	CRI	SLV	90.00
2023-09-13	DOM	SLV	50.00
2023-09-13	DOM	SLV	572.26
2023-09-13	DOM	SLV	56.00
2023-09-13	DOM	SLV	70.00
2023-09-13	DOM	SLV	50.00
2023-09-13	DOM	SLV	16.00
2023-09-13	DOM	SLV	50.00
2023-09-13	CRI	SLV	55.00
2023-09-14	GTM	DOM	2,995.00
2023-09-14	GTM	SLV	195.00
2023-09-14	GTM	SLV	20.00
2023-09-14	GTM	SLV	1,393.16
2023-09-14	GTM	SLV	750.00
2023-09-14	DOM	SLV	300,000.00
2023-09-14	CRI	SLV	110.00
2023-09-14	CRI	SLV	25.00
2023-09-14	CRI	SLV	1,993.00
2023-09-18	GTM	DOM	4,995.00
2023-09-18	GTM	SLV	6.50
2023-09-18	GTM	SLV	210.00
2023-09-18	GTM	SLV	210.00
2023-09-18	GTM	SLV	581.00
2023-09-18	GTM	SLV	145.00
2023-09-18	GTM	SLV	0.12
2023-09-18	GTM	SLV	0.70
2023-09-18	DOM	SLV	15.00
2023-09-18	DOM	SLV	3,100.00
2023-09-18	CRI	SLV	67.00
2023-09-18	DOM	SLV	1,000.00
2023-09-18	CRI	SLV	3.00
2023-09-18	CRI	SLV	50.00
2023-09-19	GTM	SLV	45.00
2023-09-19	GTM	SLV	57.00
2023-09-19	GTM	SLV	145.00
2023-09-19	GTM	SLV	3,995.00
2023-09-19	DOM	SLV	840.00
⋮	⋮	⋮	⋮

Fecha valor	Débito	Crédito	Monto
⋮	⋮	⋮	⋮
2023-09-19	CRI	SLV	100.00
2023-09-20	GTM	SLV	5.00
2023-09-20	GTM	SLV	44,995.00
2023-09-20	DOM	SLV	25.00
2023-09-20	GTM	SLV	245.00
2023-09-20	GTM	SLV	1,395.00
2023-09-20	GTM	SLV	5.00
2023-09-20	GTM	SLV	195.00
2023-09-20	GTM	SLV	160.00
2023-09-20	NIC	SLV	60.00
2023-09-20	NIC	SLV	10.00
2023-09-20	DOM	SLV	45.09
2023-09-20	DOM	SLV	1,600.00
2023-09-21	GTM	DOM	4,995.00
2023-09-21	GTM	DOM	9,495.00
2023-09-21	GTM	SLV	745.00
2023-09-21	GTM	SLV	59.00
2023-09-21	GTM	SLV	309.54
2023-09-21	GTM	SLV	995.00
2023-09-21	GTM	SLV	505.00
2023-09-21	HND	SLV	18.00
2023-09-21	DOM	SLV	1.00
2023-09-21	CRI	SLV	100.00
2023-09-21	NIC	SLV	40.00
2023-09-21	CRI	SLV	1,000.00
2023-09-22	GTM	DOM	12,368.49
2023-09-22	GTM	SLV	175.00
2023-09-22	GTM	SLV	120.00
2023-09-22	CRI	SLV	250.00
2023-09-22	CRI	SLV	250.00
2023-09-22	CRI	SLV	50.00
2023-09-22	CRI	SLV	500.00
2023-09-25	DOM	CRI	100.00
2023-09-25	GTM	HND	14,995.00
2023-09-25	GTM	SLV	95.00
2023-09-25	GTM	SLV	5.00
2023-09-25	GTM	SLV	5.00
2023-09-25	GTM	SLV	55.00
⋮	⋮	⋮	⋮



Fecha valor	Débito	Crédito	Monto
⋮	⋮	⋮	⋮
2023-09-25	GTM	SLV	15.00
2023-09-25	CRI	SLV	200.00
2023-09-25	CRI	SLV	50.00
2023-09-25	CRI	SLV	45.00
2023-09-25	CRI	SLV	1,000.00
2023-09-25	CRI	SLV	100.00
2023-09-26	GTM	SLV	653.50
2023-09-26	DOM	SLV	2.00
2023-09-26	GTM	SLV	195.00
2023-09-26	GTM	SLV	195.00
2023-09-26	GTM	SLV	1,006.63
2023-09-26	GTM	SLV	3,226.20
2023-09-26	GTM	SLV	1.00
2023-09-26	GTM	SLV	277.00
2023-09-26	GTM	SLV	6,584.50
2023-09-26	NIC	SLV	120.00
2023-09-27	GTM	SLV	655.00
2023-09-27	GTM	SLV	495.00
2023-09-27	GTM	SLV	4,995.00
2023-09-27	NIC	SLV	555.00
2023-09-27	HND	SLV	18.00
2023-09-27	HND	SLV	55.50
2023-09-27	GTM	SLV	65.00
2023-09-27	GTM	SLV	41.40
2023-09-27	GTM	SLV	33.00
2023-09-27	GTM	SLV	1.00
2023-09-27	CRI	SLV	50.00
2023-09-27	CRI	SLV	110.00
2023-09-28	NIC	DOM	10.00
2023-09-28	GTM	DOM	3,995.00
2023-09-28	GTM	SLV	195.00
2023-09-28	GTM	SLV	180.00
2023-09-28	GTM	SLV	45.00
2023-09-28	GTM	SLV	908.52
2023-09-29	GTM	DOM	1,110.00
2023-09-29	GTM	SLV	495.00
2023-09-29	GTM	SLV	70.00
2023-09-29	GTM	SLV	3,388.10
⋮	⋮	⋮	⋮

Fecha valor	Débito	Crédito	Monto
⋮	⋮	⋮	⋮
2023-09-29	GTM	SLV	151.86
2023-09-29	GTM	SLV	156.68
2023-09-29	GTM	SLV	745.00
2023-09-29	GTM	SLV	642.00
2023-09-29	GTM	SLV	535.00
2023-09-29	NIC	SLV	137.00
2023-09-29	NIC	SLV	3,352.00
2023-09-29	CRI	SLV	40.00
2023-09-29	DOM	SLV	150.00
2023-09-29	CRI	SLV	53.27
2023-10-02	GTM	DOM	60.00
2023-10-02	GTM	DOM	791.00
2023-10-02	GTM	DOM	28,055.02
2023-10-02	GTM	SLV	31.00
2023-10-02	GTM	SLV	5.00
2023-10-02	GTM	SLV	195.00
2023-10-02	GTM	SLV	195.00
2023-10-02	GTM	SLV	35.00
2023-10-02	CRI	SLV	110.00
2023-10-02	CRI	SLV	150.00
2023-10-02	CRI	SLV	20.00
2023-10-02	CRI	SLV	1.50
2023-10-02	CRI	SLV	100.00
2023-10-03	GTM	SLV	445.00
2023-10-03	GTM	SLV	595.00
2023-10-03	GTM	SLV	1,395.00
2023-10-03	GTM	SLV	2,097.60
2023-10-03	GTM	SLV	295.00
2023-10-03	GTM	SLV	95.00
2023-10-03	GTM	SLV	295.00
2023-10-03	GTM	SLV	4.00
2023-10-03	NIC	SLV	120.00
2023-10-03	NIC	SLV	20.00
2023-10-03	CRI	SLV	75.00
2023-10-03	CRI	SLV	250.00
2023-10-03	GTM	SLV	15.00
2023-10-03	GTM	SLV	151.86
2023-10-03	GTM	SLV	147.00
⋮	⋮	⋮	⋮

Fecha valor	Débito	Crédito	Monto
⋮	⋮	⋮	⋮
2023-10-03	GTM	SLV	95.00
2023-10-03	GTM	SLV	15.00
2023-10-03	GTM	SLV	59.00
2023-10-03	GTM	SLV	195.00
2023-10-03	GTM	SLV	48.00
2023-10-04	GTM	SLV	15.00
2023-10-04	GTM	SLV	151.00
2023-10-04	GTM	SLV	35.00
2023-10-04	GTM	SLV	245.00
2023-10-04	GTM	SLV	295.00
2023-10-04	GTM	SLV	1,495.00
2023-10-04	GTM	SLV	795.00
2023-10-04	CRI	SLV	41.35
2023-10-04	CRI	SLV	325.00
2023-10-04	CRI	SLV	46.96
2023-10-05	GTM	SLV	295.00
2023-10-05	GTM	SLV	1.00
2023-10-05	GTM	SLV	5,088.50
2023-10-05	GTM	SLV	161.00
2023-10-05	CRI	SLV	1.00
2023-10-05	CRI	SLV	10.00
2023-10-05	CRI	SLV	3,000.00
2023-10-06	GTM	SLV	2,097.60
2023-10-06	GTM	SLV	45.00
2023-10-06	GTM	SLV	995.00
2023-10-06	GTM	SLV	995.00
2023-10-06	GTM	SLV	195.00
2023-10-09	GTM	SLV	17,796.19
2023-10-09	GTM	SLV	1,995.00
2023-10-09	NIC	SLV	60.00
2023-10-09	NIC	SLV	300.00
2023-10-09	NIC	SLV	115.00
2023-10-10	SIPA	HND	9,898.00
2023-10-10	GTM	HND	29,995.00
2023-10-10	GTM	DOM	1,110.00
2023-10-10	GTM	SLV	45.00
2023-10-10	GTM	SLV	25.00
2023-10-10	DOM	SLV	60.00
⋮	⋮	⋮	⋮



Fecha valor	Débito	Crédito	Monto
⋮	⋮	⋮	⋮
2023-10-10	GTM	SLV	173.87
2023-10-10	GTM	SLV	60.00
2023-10-10	GTM	SLV	5.34
2023-10-10	GTM	SLV	45.00
2023-10-10	NIC	SLV	30.00
2023-10-10	HND	SLV	1,098.00
2023-10-10	CRI	SLV	10.00
2023-10-10	CRI	SLV	177.00
2023-10-10	CRI	SLV	200.00
2023-10-11	DOM	HND	9,900.00
2023-10-11	GTM	NIC	795.00
2023-10-11	GTM	DOM	179,995.00
2023-10-11	DOM	SLV	60.00
2023-10-11	CRI	SLV	30.00
2023-10-11	GTM	SLV	105.00
2023-10-11	GTM	SLV	7.00
2023-10-11	GTM	SLV	329.51
2023-10-11	GTM	SLV	10,596.15
2023-10-11	GTM	SLV	14,457.90
2023-10-12	DOM	SLV	9.00
2023-10-12	CRI	SLV	20.00
2023-10-12	CRI	SLV	925.00
2023-10-12	CRI	SLV	15,669.72
2023-10-13	GTM	SLV	230.47
2023-10-13	NIC	SLV	5.00
2023-10-13	NIC	SLV	70.00
2023-10-13	CRI	SLV	10.00
2023-10-13	CRI	SLV	4.50
2023-10-13	CRI	SLV	60.00
2023-10-16	CRI	SLV	5.00
2023-10-16	CRI	SLV	15,669.72
2023-10-16	CRI	SLV	55.00
2023-10-16	CRI	SLV	10.00
2023-10-16	CRI	SLV	90.00
2023-10-16	CRI	SLV	3.00
2023-10-16	CRI	SLV	100.00
2023-10-16	CRI	SLV	2.00
2023-10-16	CRI	SLV	150.00
⋮	⋮	⋮	⋮

Fecha valor	Débito	Crédito	Monto
⋮	⋮	⋮	⋮
2023-10-16	GTM	SLV	995.00
2023-10-16	GTM	SLV	5.00
2023-10-16	GTM	SLV	5.00
2023-10-16	GTM	SLV	95.00
2023-10-16	GTM	SLV	5.00
2023-10-16	GTM	DOM	53,421.96
2023-10-16	HND	SLV	1,998.00
2023-10-16	NIC	SLV	900.00
2023-10-17	CRI	SLV	90.00
2023-10-17	CRI	SLV	85.00
2023-10-17	GTM	SLV	10.00
2023-10-17	GTM	SLV	295.00
2023-10-17	GTM	SLV	755.00
2023-10-17	GTM	SLV	57.00
2023-10-17	GTM	SLV	145.00
2023-10-17	GTM	SLV	200.00
2023-10-17	GTM	SLV	5.00
2023-10-17	GTM	SLV	10.00
2023-10-17	GTM	NIC	795.00
2023-10-17	HND	SLV	1,074.00
2023-10-18	CRI	SLV	4.00
2023-10-18	CRI	SLV	1,530.00
2023-10-18	GTM	SLV	114.00
2023-10-18	GTM	SLV	432.00
2023-10-18	GTM	SLV	145.00
2023-10-18	GTM	SLV	25.00
2023-10-18	GTM	SLV	3,928.10
2023-10-18	GTM	SLV	14,457.90
2023-10-18	GTM	SLV	9,595.00
2023-10-18	NIC	SLV	3.00
2023-10-18	NIC	SLV	600.00
2023-10-19	CRI	SLV	457.39
2023-10-19	CRI	SLV	410.00
2023-10-19	GTM	SLV	370.00
2023-10-19	GTM	SLV	1,364.50
2023-10-19	GTM	SLV	2.00
2023-10-19	GTM	SLV	562.00
2023-10-19	GTM	SLV	89.10
⋮	⋮	⋮	⋮

Fecha valor	Débito	Crédito	Monto
⋮	⋮	⋮	⋮
2023-10-19	HND	SLV	17.00
2023-10-20	CRI	SLV	102.00
2023-10-20	NIC	SLV	500.00
2023-10-23	CRI	SLV	15.00
2023-10-23	CRI	SLV	10.00
2023-10-23	CRI	SLV	15.00
2023-10-23	CRI	SLV	200.00
2023-10-23	CRI	SLV	766.66
2023-10-23	GTM	SLV	125.00
2023-10-23	GTM	SLV	77.00
2023-10-23	GTM	SLV	145.00
2023-10-23	GTM	SLV	45.00
2023-10-23	GTM	SLV	9,590.00
2023-10-23	GTM	SLV	95.00
2023-10-24	CRI	SLV	75.00
2023-10-24	GTM	SLV	370.00
2023-10-24	GTM	SLV	4,995.00
2023-10-24	GTM	SLV	9,995.00
2023-10-24	GTM	SLV	35.00
2023-10-24	GTM	SLV	684.43
2023-10-24	GTM	SLV	27,866.90
2023-10-24	GTM	DOM	645.00
2023-10-24	GTM	DOM	1,947.00
2023-10-24	HND	SLV	523.00
2023-10-24	HND	SLV	8.00
2023-10-24	HND	SLV	738.00
2023-10-24	NIC	SLV	40.00
2023-10-25	CRI	SLV	90.00
2023-10-25	CRI	SLV	200.00
2023-10-25	GTM	SLV	2,615.00
2023-10-25	GTM	SLV	515.00
2023-10-25	GTM	SLV	2,988.78
2023-10-25	GTM	SLV	3,928.10
2023-10-25	GTM	SLV	75.00
2023-10-25	GTM	SLV	41.00
2023-10-25	GTM	SLV	14,457.90
2023-10-25	GTM	DOM	1,995.00
2023-10-25	NIC	SLV	350.00
⋮	⋮	⋮	⋮



## FIN DEL REPORTE

Fecha valor	Débito	Crédito	Monto
⋮	⋮	⋮	⋮
2023-10-26	CRI	SLV	68.40
2023-10-26	CRI	SLV	5.00
2023-10-26	CRI	SLV	56.53
2023-10-26	GTM	SLV	173.00
2023-10-26	GTM	SLV	190.17
2023-10-26	GTM	SLV	645.00
2023-10-26	GTM	SLV	1,017.67
2023-10-26	GTM	SLV	55.00
2023-10-26	GTM	SLV	162.13
2023-10-26	GTM	SLV	55.00
2023-10-26	GTM	SLV	375.00
2023-10-26	GTM	SLV	705.00
2023-10-26	GTM	SLV	0.50
2023-10-26	GTM	DOM	2,385.00
2023-10-26	NIC	SLV	50.00
2023-10-27	CRI	SLV	141.00
2023-10-27	CRI	SLV	200.00
2023-10-27	CRI	SLV	200.00
2023-10-27	GTM	SLV	16.02
2023-10-27	GTM	SLV	2,375.00
2023-10-27	GTM	SLV	4,306.00
2023-10-27	GTM	SLV	1,795.00
2023-10-27	GTM	DOM	1,995.00
2023-10-27	GTM	DOM	5,005.00
2023-10-27	HND	SLV	91.00