



CONSEJO MONETARIO
CENTROAMERICANO

Secretaría Ejecutiva



Reporte Semanal del Sistema de Interconexión de Pagos (SIPA)

Semana del 18 al 22 de diciembre de 2023

Consejo Monetario Centroamericano
Elaborado: 4 de enero de 2024

<http://www.secmca.org/sipa/>

Resumen Ejecutivo

Semana del 18 al 22 de diciembre de 2023

Cuadro 1: Crecimiento en el uso del SIPA*

Monto	7.2%
Transacciones	188.4%

* crecimiento del acumulado de este año respecto al mismo período del año anterior

Cuadro 2: Resumen de operaciones efectuadas en SIPA*

	Pagos		Devoluciones	
	Monto	Transacciones	Monto	Transacciones
Esta semana	5,702,359.19	703	253,924.93	52
Este año	183,831,041.87	12675	4,424,157.67	1171
Desde inicio	1,393,678,095.05	37501	14,483,792.00	1820

* cierre al 22 de diciembre de 2023

Índice general

I Pagos realizados en la semana del 18 al 22 de diciembre de 2023	7
II Pagos realizados del 1 de enero al 22 de diciembre de 2023	19
III Pagos realizados del 3 de marzo de 2011 al 22 de diciembre de 2023	24
IV Devoluciones	37

Comité Técnico de Sistemas de Pagos

Banco Central de Costa Rica	Francisco Carvajal Chavarría	carvajalcf@bccr.fi.cr
Banco Central de Reserva de El Salvador	Juan Alberto Hernández Arévalo	juan.hernandez@bcr.gob.sv
Banco de Guatemala	Jorge Vinicio Cáceres Dávila	jvcd@banguat.gob.gt
Banco Central de Honduras	Horacio Laínez	horacio.lainez@bch.hn
Banco Central de Nicaragua	Oknan Alfredo Bello Dinartes	obello@bcn.gob.ni
Banco Central de la República Dominicana	Ángel González Tejada	a.gonzalez@bancentral.gov.do
Secretaría Ejecutiva CMCA	Luis Ortiz Cevallos (coordinador)	lortiz@secmca.org

Formatos de cuenta IBAN

País	Formato	Ejemplo
Costa Rica	CR2!n4!n14!n	CR05 0152 0200 1026 2840 66
El Salvador	SV2!n4!a20!n	SV 62 CENR 00000000000000700025
Guatemala	GT2!n4!c20!c	GT82 TRAJ 0102 0000 0012 1002 9690
Honduras	HN2!n4!???????	aún no registrado
Nicaragua	NI2!n4!c20!n	NI91 BAMC 0112 0203 0000 0355 8124
República Dominicana	DO2!n4!c20!n	DO28 BAGR 0000 0001 2124 5361 1324

Direcciones de correo SIPA

Gestor Institucional SIPA	gisip@bancentral.gov.do
Banco Central de Costa Rica	SIPACR@bccr.fi.cr
Banco Central de Reserva de El Salvador	SIPSV@BCR.GOB.SV
Banco de Guatemala	SIPGT@banguat.gob.gt
Banco Central de Honduras	sip@bch.hn
Banco Central de Nicaragua	SIPNI@bcn.gob.ni
Banco Central de la República Dominicana	siprd@bancentral.gov.do
Secretaría Ejecutiva CMCA	sip@secmca.org



Últimos hechos relevantes

No hay hechos relevantes esta semana.

Próximos feriados

22 de diciembre de 2023: Guatemala (medio día)

25 de diciembre de 2023: Costa Rica, República Dominicana, Guatemala, Honduras, Nicaragua, El Salvador, Estados Unidos

29 de diciembre de 2023: Guatemala

FERIADOS DE 2023

	ENE	FEB	MAR	ABR	MAY	JUN	JUL	AGO	SEP	OCT	NOV	DIC
CRI	1			6 • 7 • 10	1		24	2 • 14	3 • 15			1 • 25
DOM	1 • 2 • 9 • 21 • 30	27		7	1	8		16	24		6	25
GTM	2			5 • 6 • 7	1	30	3	15	15	12 • 20	1	22 • 25 • 29
HND	2			5 • 6 • 7 • 17	1				15	4 • 5 • 6		25
NIC	2			6 • 7	1 • 30	19	19	1 • 10	14 • 15			8 • 25
SLV				6 • 7	1 • 10				15		2	25
USA	2 • 16	20			20	19	4		4		11 • 23	25

Parte I

Pagos realizados en la semana del 18 al 22 de diciembre de 2023

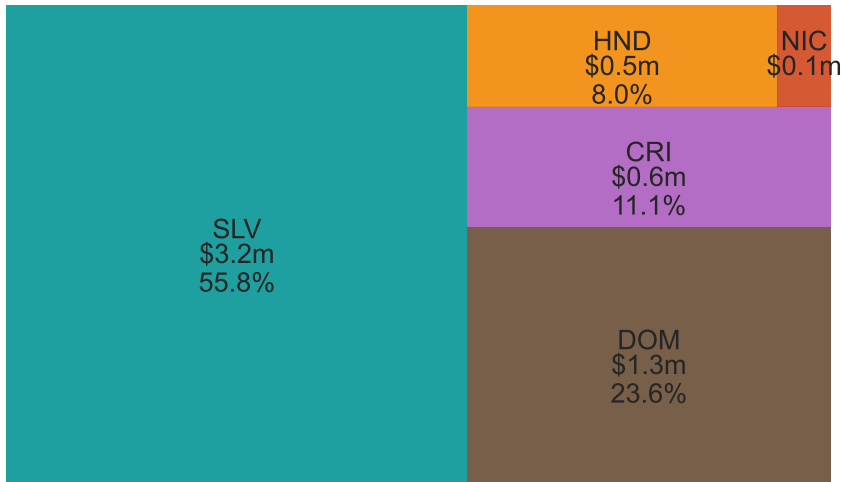
Cuadro 3: SIPA: Montos y número de transacciones Semana del 18 al 22 de diciembre de 2023 Por país de origen vs destino

—país de origen (fila) vs país de destino (columna)—

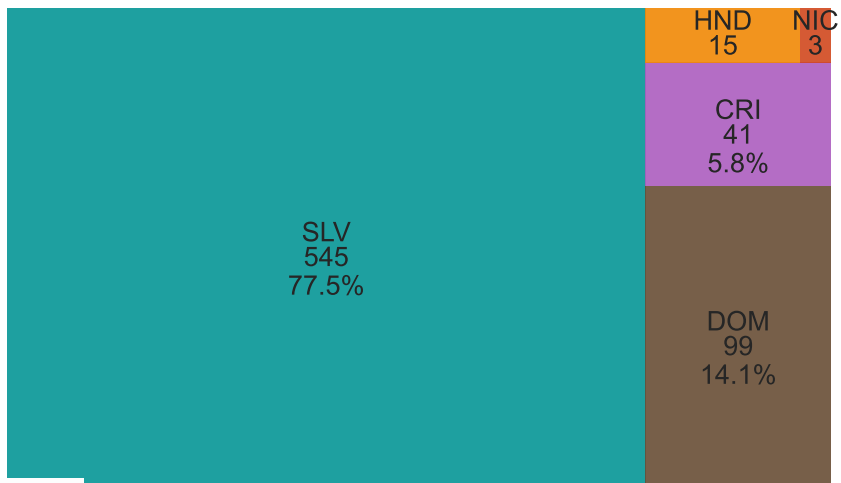
Credito Debito	CRI	DOM	GTM	HND	NIC	SLV	Total
Monto en USD							
CRI	0.00	1,140.00	72,022.47	0.00	479,010.00	83,407.00	635,579.47
DOM	0.00	0.00	1,167,787.30	48,579.58	130,948.55	0.00	1,347,315.43
GTM	0.00	0.00	0.00	0.00	0.00	0.00	0.00
HND	0.00	25,450.00	359,491.51	0.00	10,045.00	61,582.50	456,569.01
NIC	0.00	0.00	20,000.00	58,473.32	0.00	0.00	78,473.32
SLV	2,769.00	11,612.00	1,515,178.74	301,607.59	1,353,034.63	0.00	3,184,201.96
Total	2,769.00	38,202.00	3,134,480.02	408,660.49	1,973,038.18	144,989.50	5,702,139.19
Número de transacciones							
CRI	0	6	24	0	8	3	41
DOM	0	0	51	15	32	0	98
GTM	0	0	0	0	0	0	0
HND	0	2	6	0	2	5	15
NIC	0	0	1	2	0	0	3
SLV	7	8	359	72	99	0	545
Total	7	16	441	89	141	8	702

Figura 1: SIPA: Distribución de los montos y número de transacciones Semana del 18 al 22 de diciembre de 2023 Por país de origen y de destino

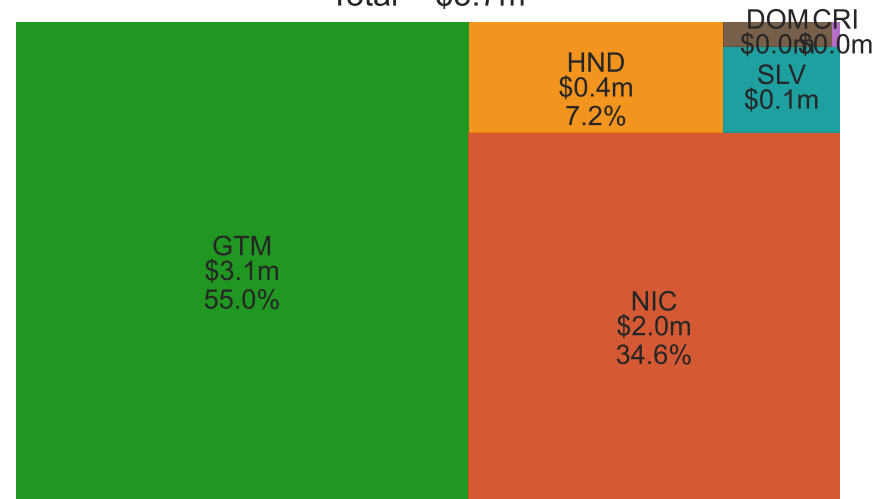
SIPA: Monto enviado por cada país
Total = \$5.7m



SIPA: Transacciones enviadas por cada país
Total = 703



SIPA: Monto recibido por cada país
Total = \$5.7m



SIPA: Transacciones recibidas por cada país
Total = 702

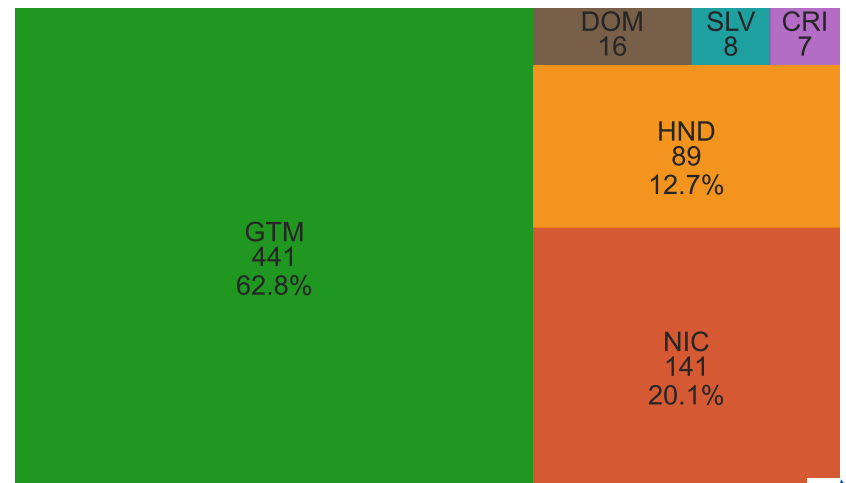
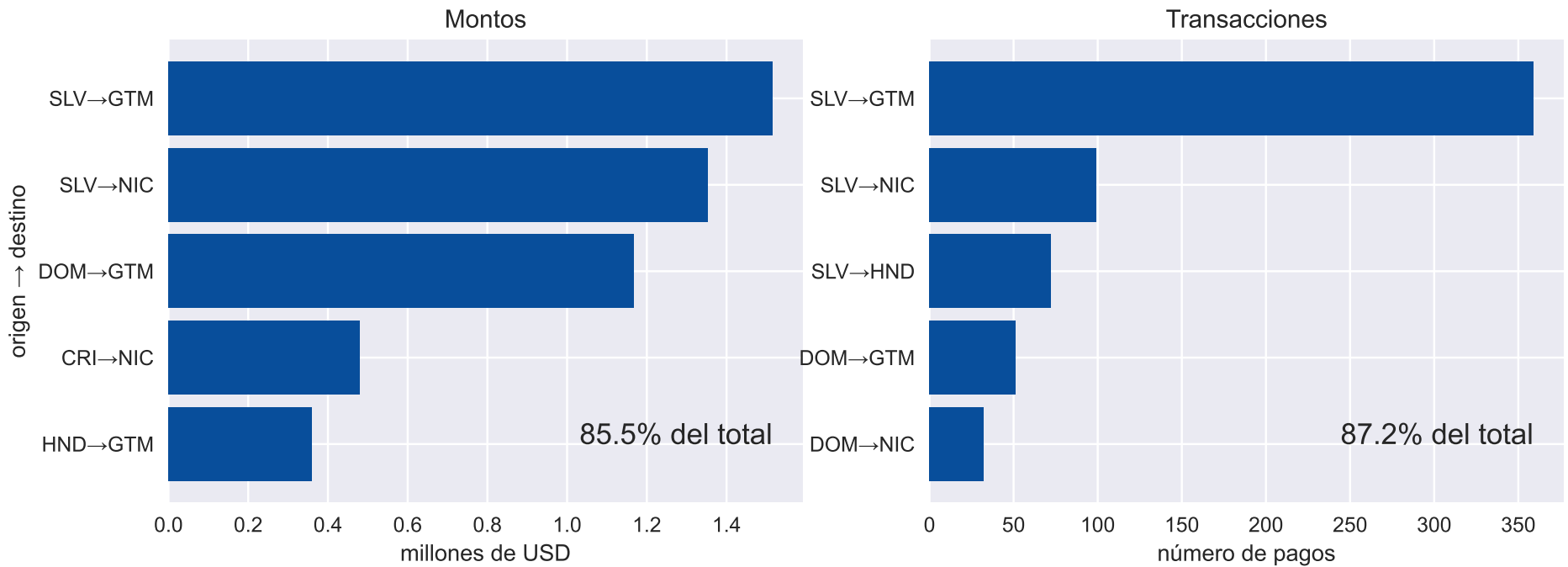
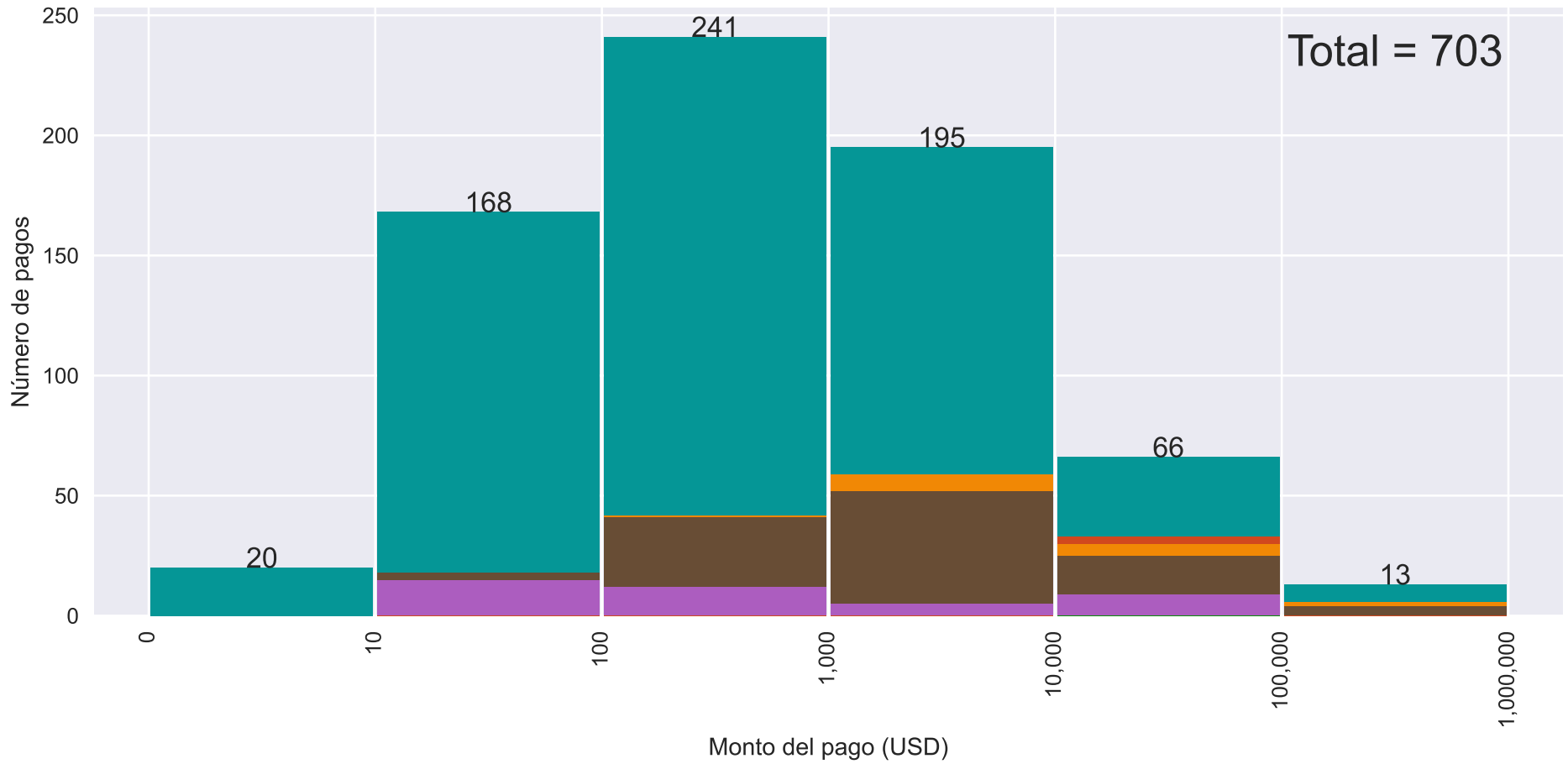


Figura 2: SIPA: Flujos de pagos predominantes
Semana del 18 al 22 de diciembre de 2023
Por países de origen→destino



**Figura 3: SIPA: Distribución de los pagos
Semana del 18 al 22 de diciembre de 2023
Por monto del pago y país de origen**



Origen
 CRI DOM GTM HND NIC SLV

Cuadro 4: SIPA: Operaciones de 18 al 22 de diciembre de 2023

Fecha valor	Debito	Credito	Monto
2023-12-18	SLV	NIC	704,415.72
	DOM	GTM	120,000.00
	HND	GTM	105,526.37
	DOM	GTM	104,888.40
	CRI	NIC	99,000.00
	DOM	GTM	80,453.43
	SLV	GTM	74,788.89
	SLV	GTM	70,000.00
	DOM	GTM	50,434.93
	SLV	HND	50,000.00
	DOM	NIC	50,000.00
	SLV	GTM	44,339.09
	SLV	GTM	30,000.00
	DOM	GTM	23,666.60
	SLV	GTM	23,615.51
	DOM	GTM	20,216.64
	NIC	GTM	20,000.00
	DOM	GTM	17,846.67
	CRI	NIC	11,000.00
	DOM	GTM	10,000.00
	SLV	GTM	9,000.00
	HND	SLV	9,000.00
	SLV	GTM	7,258.00
	SLV	GTM	7,078.07
	SLV	GTM	6,000.00
	SLV	GTM	5,000.00
	SLV	HND	5,000.00
	DOM	GTM	5,000.00
	DOM	HND	5,000.00
	DOM	HND	5,000.00
	DOM	GTM	4,500.00
	:	:	:

Fecha valor	Debito	Credito	Monto
:	:	:	:
	SLV	GTM	4,499.19
	SLV	HND	4,051.00
	SLV	HND	4,000.00
	SLV	GTM	3,911.50
	DOM	NIC	3,196.25
	SLV	GTM	3,000.00
	SLV	GTM	2,989.93
	SLV	HND	2,700.00
	DOM	HND	2,620.00
	SLV	GTM	2,600.00
	SLV	GTM	2,500.00
	SLV	NIC	2,500.00
	DOM	GTM	2,450.00
	SLV	GTM	2,400.00
	SLV	GTM	2,346.40
	SLV	GTM	2,290.00
	SLV	GTM	2,000.00
	SLV	GTM	2,000.00
	DOM	GTM	2,000.00
	CRI	NIC	1,950.00
	SLV	NIC	1,915.00
	SLV	NIC	1,900.00
	SLV	GTM	1,807.34
	SLV	GTM	1,760.00
	SLV	GTM	1,730.00
	DOM	GTM	1,721.05
	SLV	NIC	1,591.00
	SLV	GTM	1,500.00
	DOM	GTM	1,500.00
	DOM	HND	1,500.00
	DOM	NIC	1,482.78
	SLV	GTM	1,400.00
	SLV	NIC	1,323.72
	SLV	GTM	1,292.00
	SLV	GTM	1,292.00
	SLV	HND	1,263.90
	SLV	GTM	1,250.00
	SLV	HND	1,219.17
	:	:	:

Fecha valor	Debito	Credito	Monto
:	:	:	:
	DOM	GTM	1,212.05
	SLV	GTM	1,150.00
	SLV	GTM	1,100.00
	SLV	GTM	1,045.00
	SLV	GTM	1,000.00
	SLV	GTM	1,000.00
	SLV	HND	1,000.00
	SLV	HND	1,000.00
	HND	SLV	1,000.00
	SLV	GTM	982.00
	DOM	NIC	960.00
	DOM	NIC	940.00
	SLV	GTM	938.85
	SLV	GTM	900.00
	SLV	GTM	900.00
	SLV	NIC	900.00
	DOM	HND	875.00
	SLV	GTM	810.00
	SLV	GTM	800.00
	SLV	HND	779.00
	DOM	GTM	700.00
	SLV	GTM	668.70
	SLV	GTM	650.00
	SLV	NIC	600.00
	SLV	NIC	600.00
	SLV	GTM	596.64
	SLV	GTM	581.00
	SLV	GTM	545.00
	SLV	GTM	514.00
	SLV	GTM	500.00
	SLV	GTM	500.00
	SLV	GTM	500.00
	SLV	GTM	500.00
	SLV	GTM	450.00
	SLV	GTM	420.00
	DOM	NIC	420.00
	SLV	GTM	409.75
	DOM	NIC	405.14
	:	:	:

Fecha valor	Debito	Credito	Monto
:	:	:	:
	SLV	GTM	398.30
	SLV	GTM	375.00
	SLV	GTM	350.00
	SLV	GTM	340.00
	SLV	GTM	336.00
	SLV	GTM	325.00
	SLV	GTM	325.00
	SLV	NIC	320.00
	SLV	GTM	275.00
	SLV	GTM	250.00
	SLV	GTM	250.00
	SLV	NIC	250.00
	SLV	HND	240.00
	SLV	GTM	228.50
	SLV	GTM	225.00
	SLV	GTM	223.00
	SLV	GTM	206.00
	SLV	GTM	203.00
	SLV	HND	200.00
	SLV	GTM	190.00
	SLV	GTM	176.00
	SLV	GTM	160.00
	SLV	GTM	160.00
	SLV	GTM	154.00
	SLV	GTM	150.00
	SLV	GTM	150.00
	SLV	GTM	150.00
	SLV	HND	150.00
	SLV	NIC	150.00
	SLV	NIC	150.00
	SLV	GTM	137.00
	SLV	NIC	132.00
	SLV	NIC	125.00
	SLV	NIC	120.00
	SLV	GTM	110.00
	SLV	GTM	100.00
	SLV	GTM	100.00
	SLV	GTM	100.00
	:	:	:

Fecha valor	Debito	Credito	Monto
:	:	:	:
	SLV	GTM	100.00
	SLV	HND	100.00
	SLV	NIC	100.00
	SLV	GTM	95.00
	SLV	HND	89.40
	SLV	GTM	80.00
	SLV	GTM	80.00
	SLV	GTM	80.00
	SLV	GTM	80.00
	SLV	NIC	80.00
	SLV	GTM	75.00
	SLV	GTM	72.00
	SLV	GTM	72.00
	CRI	GTM	70.00
	SLV	GTM	70.00
	SLV	GTM	67.70
	SLV	GTM	65.00
	SLV	GTM	65.00
	SLV	GTM	60.00
	SLV	GTM	60.00
	SLV	GTM	60.00
	SLV	NIC	60.00
	SLV	NIC	60.00
	SLV	GTM	55.00
	SLV	GTM	53.94
	SLV	GTM	50.00
	SLV	GTM	50.00
	SLV	GTM	50.00
	SLV	GTM	50.00
	SLV	HND	50.00
	SLV	HND	50.00
	SLV	GTM	49.00
	SLV	GTM	48.00
	SLV	HND	46.00
	SLV	GTM	45.00
	SLV	GTM	40.00
	SLV	GTM	40.00
	SLV	GTM	40.00
	SLV	NIC	40.00
	:	:	:

Fecha valor	Debito	Credito	Monto
:	:	:	:
	SLV	GTM	35.00
	SLV	NIC	35.00
	SLV	GTM	34.00
	SLV	GTM	32.00
	SLV	GTM	30.00
	SLV	GTM	30.00
	SLV	GTM	30.00
	SLV	NIC	30.00
	SLV	GTM	28.00
	SLV	GTM	26.00
	SLV	GTM	20.00
	SLV	HND	20.00
	SLV	HND	20.00
	SLV	GTM	17.00
	SLV	GTM	15.00
	SLV	GTM	14.00
	SLV	GTM	13.00
	SLV	GTM	12.00
	SLV	HND	12.00
	SLV	GTM	10.00
	SLV	GTM	10.00
	SLV	NIC	10.00
	SLV	NIC	10.00
	SLV	NIC	10.00
	SLV	NIC	10.00
	SLV	NIC	10.00
	SLV	GTM	8.00
	SLV	GTM	8.00
	SLV	NIC	7.00
	SLV	GTM	6.00
	SLV	GTM	5.00
	SLV	GTM	5.00
	SLV	GTM	5.00
	SLV	HND	5.00
	SLV	GTM	3.00
	SLV	HND	2.00
	SLV	GTM	1.00
2023-12-19	SLV	GTM	155,514.00
	SLV	HND	100,591.23
	:	:	:



Fecha valor	Debito	Credito	Monto
:	:	:	:
	SLV	GTM	100,000.00
	CRI	NIC	93,000.00
	CRI	SLV	81,950.00
	SLV	HND	56,036.42
	SLV	GTM	52,972.42
	SLV	GTM	48,000.00
	SLV	GTM	45,000.00
	SLV	GTM	43,625.00
	SLV	GTM	39,246.59
	SLV	NIC	35,825.00
	SLV	GTM	32,735.43
	HND	GTM	30,000.00
	HND	DOM	25,000.00
	DOM	GTM	11,772.42
	SLV	GTM	11,165.88
	SLV	GTM	9,584.89
	SLV	GTM	9,000.00
	DOM	HND	8,493.58
	SLV	GTM	8,427.54
	CRI	GTM	8,010.00
	SLV	GTM	7,845.00
	CRI	GTM	7,052.00
	DOM	HND	5,940.00
	SLV	GTM	5,670.00
	SLV	GTM	5,670.00
	SLV	GTM	5,670.00
	SLV	GTM	5,670.00
	SLV	GTM	5,100.00
	DOM	GTM	5,000.00
	SLV	GTM	4,852.00
	CRI	GTM	4,170.00
	SLV	GTM	3,000.00
	SLV	GTM	2,880.00
	SLV	GTM	2,500.00
	SLV	GTM	2,300.00
	SLV	NIC	2,180.00
	SLV	GTM	2,000.00
	DOM	GTM	1,693.06
	SLV	GTM	1,660.00
:	:	:	:

Fecha valor	Debito	Credito	Monto
:	:	:	:
	SLV	NIC	1,500.00
	SLV	DOM	1,500.00
	DOM	NIC	1,460.00
	SLV	GTM	1,250.00
	SLV	GTM	1,185.00
	DOM	NIC	1,065.00
	SLV	GTM	1,000.00
	SLV	GTM	1,000.00
	SLV	GTM	1,000.00
	SLV	GTM	1,000.00
	DOM	HND	1,000.00
	CRI	SLV	995.00
	SLV	NIC	700.00
	CRI	DOM	600.00
	HND	DOM	450.00
	SLV	GTM	400.00
	SLV	GTM	400.00
	SLV	NIC	350.00
	SLV	GTM	300.00
	SLV	GTM	300.00
	DOM	GTM	260.00
	SLV	GTM	240.00
	SLV	GTM	221.00
	CRI	DOM	220.00
	DOM	NaN	220.00
	SLV	HND	205.00
	CRI	GTM	200.00
	CRI	GTM	200.00
	CRI	GTM	200.00
	SLV	HND	200.00
	SLV	NIC	200.00
	SLV	NIC	200.00
	SLV	HND	150.00
	DOM	GTM	150.00
	CRI	GTM	130.00
	CRI	DOM	130.00
	CRI	DOM	130.00
:	:	:	:

Fecha valor	Debito	Credito	Monto
:	:	:	:
	SLV	NIC	125.00
	SLV	NIC	120.00
	SLV	GTM	117.63
	SLV	GTM	100.00
	SLV	GTM	100.00
	SLV	GTM	100.00
	SLV	GTM	100.00
	SLV	GTM	100.00
	SLV	NIC	100.00
	SLV	GTM	78.87
	SLV	GTM	66.00
	CRI	GTM	60.00
	CRI	GTM	60.00
	CRI	GTM	60.00
	SLV	GTM	55.00
	SLV	GTM	51.50
	SLV	GTM	50.00
	SLV	GTM	50.00
	SLV	HND	40.00
	SLV	NIC	40.00
	SLV	GTM	36.21
	SLV	GTM	32.00
	CRI	GTM	30.00
	CRI	GTM	30.00
	CRI	GTM	30.00
	CRI	GTM	30.00
	CRI	GTM	30.00
	CRI	GTM	30.00
	CRI	GTM	30.00
	CRI	GTM	30.00
	CRI	GTM	30.00
	CRI	DOM	30.00
	CRI	DOM	30.00
	DOM	GTM	30.00
	SLV	GTM	25.00
	SLV	NIC	25.00
	SLV	GTM	20.00
	SLV	GTM	20.00
	SLV	GTM	15.88
:	:	:	:



Fecha valor	Debito	Credito	Monto
⋮	⋮	⋮	⋮
	SLV	GTM	15.00
	SLV	NIC	12.00
	SLV	NIC	5.00
	SLV	GTM	1.00
	SLV	GTM	1.00
2023-12-20	SLV	NIC	201,730.53
	CRI	NIC	99,500.00
	DOM	GTM	83,448.92
	DOM	GTM	45,642.00
	DOM	GTM	34,055.15
	SLV	GTM	30,000.00
	SLV	GTM	26,000.00
	SLV	GTM	17,584.87
	NIC	HND	16,652.50
	SLV	HND	15,000.00
	SLV	GTM	10,450.52
	SLV	GTM	10,000.00
	SLV	GTM	10,000.00
	SLV	HND	10,000.00
	SLV	GTM	9,993.00
	DOM	GTM	9,959.50
	SLV	GTM	9,590.69
	SLV	GTM	9,000.00
	SLV	GTM	8,520.00
	SLV	GTM	7,602.65
	HND	NIC	7,345.00
	SLV	GTM	5,000.00
	SLV	GTM	5,000.00
	SLV	HND	5,000.00
	SLV	HND	4,000.00
	SLV	NIC	3,000.00
	DOM	GTM	2,500.00
	DOM	GTM	2,500.00
	SLV	GTM	2,240.37
	SLV	GTM	1,700.00
	DOM	NIC	1,653.13
	DOM	NIC	1,610.00
	DOM	NIC	1,610.00
	⋮	⋮	⋮

Fecha valor	Debito	Credito	Monto
⋮	⋮	⋮	⋮
	DOM	NIC	1,509.38
	SLV	GTM	1,500.00
	SLV	GTM	1,500.00
	SLV	GTM	1,500.00
	SLV	NIC	1,377.50
	SLV	NIC	1,350.00
	DOM	NIC	1,241.04
	DOM	NIC	1,241.04
	DOM	NIC	1,173.96
	SLV	GTM	1,120.00
	DOM	NIC	1,060.35
	DOM	NIC	1,054.17
	SLV	GTM	1,047.00
	SLV	CRI	1,000.00
	SLV	GTM	1,000.00
	SLV	NIC	1,000.00
	DOM	GTM	1,000.00
	SLV	GTM	947.00
	DOM	HND	910.00
	SLV	GTM	808.69
	SLV	GTM	800.00
	SLV	GTM	799.00
	SLV	NIC	796.00
	SLV	GTM	795.00
	SLV	GTM	748.87
	SLV	GTM	700.00
	SLV	HND	700.00
	DOM	NIC	677.78
	DOM	NIC	677.78
	SLV	GTM	677.00
	DOM	NIC	653.61
	SLV	GTM	635.61
	SLV	HND	600.00
	SLV	GTM	597.00
	SLV	DOM	560.00
	SLV	GTM	480.00
	DOM	NIC	436.04
	DOM	NIC	404.44
	⋮	⋮	⋮

Fecha valor	Debito	Credito	Monto
⋮	⋮	⋮	⋮
	SLV	GTM	400.00
	SLV	NIC	400.00
	SLV	NIC	400.00
	SLV	CRI	394.00
	SLV	GTM	350.00
	SLV	GTM	349.00
	SLV	GTM	345.00
	SLV	GTM	310.00
	SLV	GTM	300.00
	SLV	GTM	300.00
	SLV	GTM	280.00
	SLV	GTM	253.33
	SLV	GTM	250.00
	SLV	NIC	221.52
	SLV	GTM	202.00
	SLV	GTM	200.00
	SLV	GTM	200.00
	SLV	HND	200.00
	SLV	DOM	200.00
	SLV	GTM	198.00
	DOM	NIC	191.67
	DOM	NIC	191.67
	DOM	GTM	152.85
	SLV	CRI	150.00
	SLV	GTM	150.00
	SLV	NIC	150.00
	SLV	GTM	135.00
	SLV	GTM	134.00
	DOM	NIC	133.33
	DOM	NIC	133.33
	DOM	NIC	133.33
	DOM	NIC	133.33
	SLV	GTM	130.00
	SLV	GTM	114.00
	SLV	GTM	100.00
	SLV	GTM	100.00
	SLV	HND	100.00
	SLV	NIC	100.00
	⋮	⋮	⋮



Fecha valor	Debito	Credito	Monto
⋮	⋮	⋮	⋮
	SLV	NIC	100.00
	SLV	NIC	100.00
	SLV	DOM	100.00
	SLV	GTM	78.00
	SLV	GTM	75.00
	SLV	NIC	70.00
	SLV	NIC	67.00
	SLV	HND	65.00
	SLV	GTM	60.18
	SLV	GTM	56.00
	SLV	GTM	50.00
	SLV	HND	50.00
	SLV	HND	50.00
	SLV	NIC	50.00
	SLV	GTM	48.87
	SLV	HND	44.00
	SLV	GTM	40.00
	SLV	GTM	40.00
	SLV	GTM	37.10
	SLV	GTM	34.00
	SLV	GTM	34.00
	SLV	GTM	30.00
	SLV	NIC	30.00
	SLV	GTM	25.00
	SLV	GTM	25.00
	SLV	GTM	24.00
	SLV	GTM	20.00
	SLV	HND	20.00
	SLV	NIC	20.00
	SLV	NIC	10.00
	SLV	GTM	5.00
	SLV	HND	5.00
	SLV	HND	5.00
2023-12-21	HND	GTM	165,185.36
	SLV	NIC	110,338.49
	CRI	NIC	99,500.00
	SLV	GTM	95,000.00
	DOM	GTM	61,791.28
	⋮	⋮	⋮

Fecha valor	Debito	Credito	Monto
⋮	⋮	⋮	⋮
	DOM	NIC	50,000.00
	HND	GTM	39,567.59
	CRI	GTM	30,615.19
	SLV	GTM	25,000.00
	SLV	GTM	22,000.00
	CRI	GTM	16,594.00
	HND	GTM	16,500.00
	DOM	GTM	10,571.00
	SLV	GTM	10,000.00
	SLV	GTM	10,000.00
	SLV	GTM	10,000.00
	HND	SLV	9,800.00
	SLV	GTM	9,000.00
	SLV	GTM	7,293.00
	SLV	NIC	6,826.00
	DOM	GTM	6,025.00
	SLV	GTM	5,000.00
	SLV	GTM	5,000.00
	DOM	GTM	4,530.00
	CRI	GTM	3,727.28
	SLV	GTM	3,500.00
	SLV	GTM	3,000.00
	HND	GTM	2,712.19
	SLV	GTM	2,622.00
	SLV	GTM	2,500.00
	DOM	GTM	2,500.00
	DOM	GTM	2,199.19
	SLV	GTM	2,000.00
	SLV	GTM	2,000.00
	SLV	GTM	2,000.00
	SLV	HND	2,000.00
	DOM	GTM	1,941.80
	SLV	GTM	1,831.37
	SLV	NIC	1,600.00
	SLV	GTM	1,500.00
	SLV	GTM	1,375.00
	SLV	GTM	1,288.59
	SLV	GTM	1,227.56
	SLV	GTM	1,132.00
	⋮	⋮	⋮

Fecha valor	Debito	Credito	Monto
⋮	⋮	⋮	⋮
	SLV	GTM	1,100.00
	SLV	GTM	1,002.00
	DOM	GTM	1,000.00
	DOM	GTM	900.00
	SLV	DOM	800.00
	SLV	GTM	700.00
	SLV	GTM	600.00
	DOM	HND	505.00
	SLV	GTM	503.00
	SLV	GTM	500.00
	SLV	GTM	500.00
	CRI	SLV	462.00
	CRI	GTM	430.00
	SLV	GTM	400.00
	SLV	NIC	400.00
	SLV	NIC	375.00
	SLV	NIC	300.00
	SLV	GTM	278.88
	SLV	GTM	265.00
	DOM	HND	250.00
	DOM	HND	250.00
	SLV	GTM	236.70
	CRI	GTM	204.00
	SLV	GTM	200.00
	DOM	GTM	200.00
	SLV	NIC	180.00
	SLV	GTM	150.00
	SLV	GTM	141.00
	SLV	NIC	106.00
	SLV	HND	100.00
	SLV	HND	100.00
	DOM	NIC	100.00
	SLV	GTM	84.00
	SLV	GTM	82.98
	SLV	NIC	76.00
	CRI	NIC	60.00
	SLV	HND	60.00
	SLV	CRI	50.00
	⋮	⋮	⋮



Fecha valor	Debito	Credito	Monto
:	:	:	:
	SLV	GTM	50.00
	SLV	GTM	50.00
	SLV	NIC	50.00
	SLV	NIC	45.00
	SLV	GTM	40.00
	SLV	NIC	40.00
	SLV	GTM	30.00
	SLV	NIC	30.00
	SLV	NIC	30.00
	SLV	CRI	25.00
	SLV	GTM	20.00
	DOM	GTM	20.00
	SLV	NIC	15.00
	DOM	GTM	15.00
	SLV	GTM	10.00
	SLV	HND	5.02
	SLV	NIC	5.00
2023-12-22	SLV	NIC	212,580.28
	DOM	GTM	180,000.00
	DOM	GTM	134,901.20
	DOM	GTM	83,062.96
	CRI	NIC	75,000.00
	SLV	GTM	50,000.00
	NIC	HND	41,820.82
	SLV	GTM	37,247.50
	HND	SLV	35,934.00
	SLV	NIC	35,000.00
	DOM	GTM	25,000.00
	SLV	HND	15,374.60
	DOM	HND	8,736.00
	SLV	DOM	8,000.00
	SLV	GTM	7,946.14
	SLV	GTM	7,685.00
	SLV	HND	5,870.00
	HND	SLV	5,848.50
	SLV	GTM	5,027.25
	DOM	HND	5,000.00
	DOM	NIC	5,000.00
	:	:	:

Fecha valor	Debito	Credito	Monto
:	:	:	:
	SLV	HND	4,959.33
	SLV	GTM	4,000.00
	SLV	NIC	4,000.00
	SLV	NIC	3,157.00
	SLV	GTM	3,000.00
	SLV	GTM	2,803.00
	HND	NIC	2,700.00
	SLV	NIC	2,638.24
	DOM	HND	2,500.00
	DOM	GTM	2,425.00
	SLV	GTM	2,324.08
	SLV	GTM	2,098.14
	SLV	GTM	2,000.00
	SLV	GTM	2,000.00
	SLV	GTM	2,000.00
	SLV	GTM	2,000.00
	SLV	GTM	2,000.00
	SLV	HND	2,000.00
	DOM	GTM	2,000.00
	DOM	GTM	2,000.00
	SLV	NIC	1,900.00
	SLV	GTM	1,822.00
	SLV	HND	1,746.00
	SLV	GTM	1,700.00
	DOM	GTM	1,600.00
	SLV	NIC	1,430.00
	SLV	CRI	1,000.00
	SLV	GTM	1,000.00
	SLV	HND	1,000.00
	SLV	NIC	902.50
	SLV	GTM	872.10
	SLV	HND	720.00
	SLV	GTM	652.00
	SLV	HND	640.00
	SLV	GTM	595.32
	SLV	GTM	555.00
	SLV	GTM	498.87
	SLV	HND	480.00
	SLV	DOM	402.00
	:	:	:

Fecha valor	Debito	Credito	Monto
:	:	:	:
	SLV	GTM	400.00
	SLV	GTM	383.35
	SLV	HND	360.00
	DOM	GTM	351.20
	SLV	GTM	340.00
	SLV	GTM	300.00
	SLV	GTM	292.00
	SLV	GTM	276.00
	SLV	GTM	257.60
	SLV	GTM	251.13
	SLV	GTM	250.00
	SLV	GTM	230.00
	SLV	GTM	220.00
	SLV	GTM	200.00
	SLV	HND	200.00
	SLV	NIC	200.00
	SLV	NIC	200.00
	SLV	NIC	190.00
	SLV	HND	180.00
	SLV	HND	165.00
	SLV	CRI	150.00
	SLV	GTM	150.00
	SLV	GTM	150.00
	SLV	HND	150.00
	SLV	GTM	144.50
	SLV	GTM	112.71
	SLV	GTM	110.00
	SLV	NIC	110.00
	SLV	GTM	100.00
	SLV	GTM	100.00
	SLV	HND	100.00
	SLV	NIC	100.00
	SLV	NIC	100.00
	SLV	NIC	100.00
	SLV	HND	90.02
	SLV	GTM	78.94
	SLV	GTM	65.00
	SLV	GTM	60.00
	:	:	:



Fecha valor	Debito	Credito	Monto
⋮	⋮	⋮	⋮
	SLV	NIC	51.13
	SLV	GTM	50.00
	SLV	GTM	50.00
	SLV	GTM	50.00
	SLV	GTM	50.00
	SLV	HND	50.00
	SLV	HND	50.00
	SLV	HND	50.00
	SLV	DOM	50.00
	SLV	GTM	44.14
	SLV	GTM	40.00
	SLV	NIC	40.00
	SLV	NIC	40.00
	SLV	HND	33.50
	SLV	HND	30.00
	SLV	NIC	30.00
	SLV	GTM	28.00
	SLV	GTM	25.00
	SLV	GTM	25.00
	SLV	HND	20.00
	SLV	NIC	20.00
	SLV	HND	15.00
	SLV	NIC	15.00
	SLV	NIC	15.00
	SLV	GTM	10.00
	SLV	GTM	1.00

Parte II

Pagos realizados del 1 de enero al 22 de diciembre de 2023

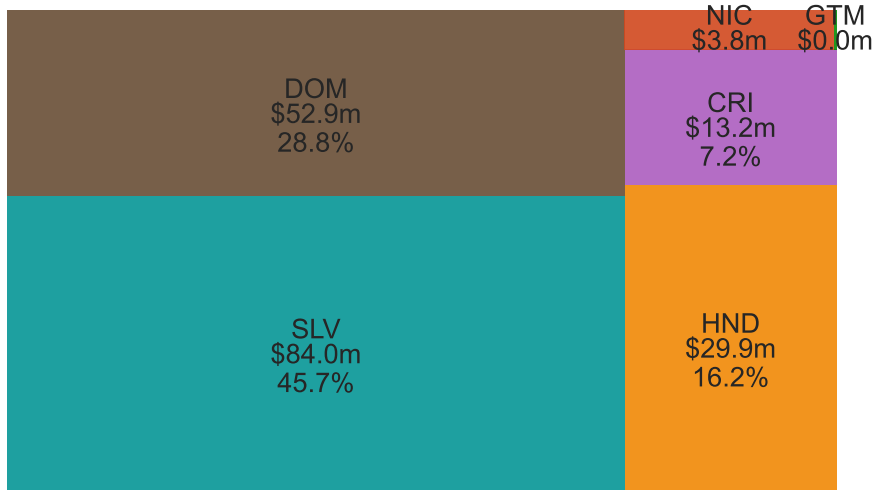
Cuadro 5: SIPA: Montos y número de transacciones Acumulado del 1 de enero al 22 de diciembre de 2023 Por país de origen vs destino

—país de origen (fila) vs país de destino (columna)—

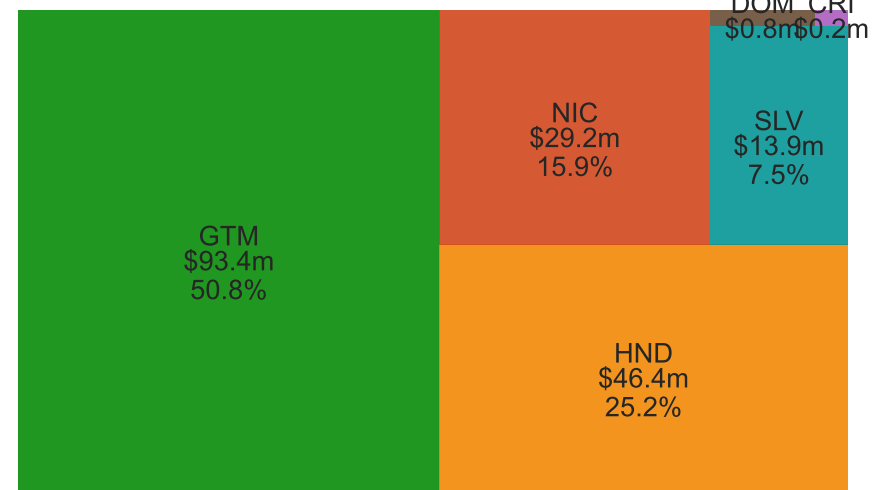
Credito Debito	CRI	DOM	GTM	HND	NIC	SLV	Total
Monto en USD							
CRI	0.00	26,347.11	2,279,477.17	69,041.00	10,130,821.86	711,905.14	13,217,592.28
DOM	5,000.00	0.00	45,165,963.21	3,679,127.95	3,903,541.28	194,051.55	52,947,683.99
GTM	23.00	0.00	0.00	0.00	0.00	44,229.54	44,252.54
HND	29,222.15	252,949.72	16,169,187.69	0.00	638,033.50	12,769,264.68	29,858,657.74
NIC	0.00	0.00	2,227,747.22	1,415,348.88	0.00	132,864.50	3,775,960.60
SLV	206,121.84	488,688.19	27,515,206.24	41,207,407.02	14,569,251.43	0.00	83,986,674.72
Total	240,366.99	767,985.02	93,357,581.53	46,370,924.85	29,241,648.07	13,852,315.41	183,830,821.87
Número de transacciones							
CRI	0	38	199	17	275	67	596
DOM	1	0	2041	572	514	28	3156
GTM	5	0	0	0	0	9	14
HND	4	12	298	0	72	144	530
NIC	0	0	107	93	0	14	214
SLV	125	240	5047	1304	1448	0	8164
Total	135	290	7692	1986	2309	262	12674

Figura 4: SIPA: Distribución de los montos y número de transacciones Acumulado del 1 de enero al 22 de diciembre de 2023 Por país de origen y de destino

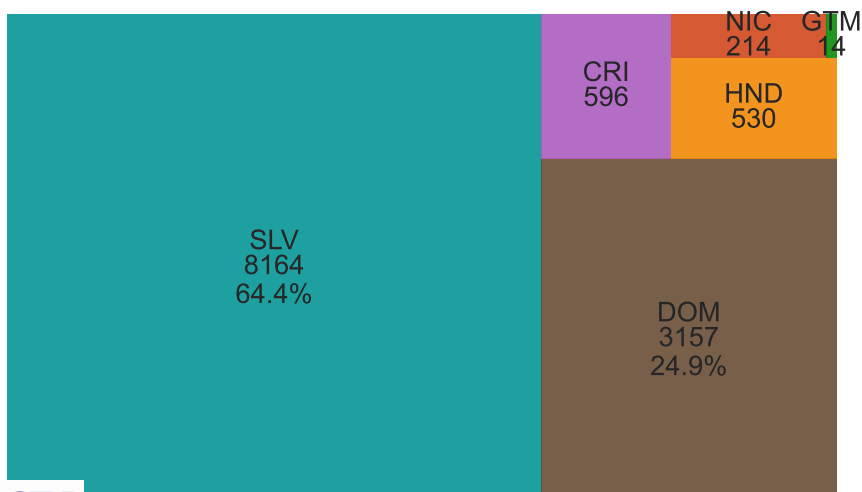
SIPA: Monto enviado por cada país
Total = \$183.8m



SIPA: Monto recibido por cada país
Total = \$183.8m



SIPA: Transacciones enviadas por cada país
Total = 12675



SIPA: Transacciones recibidas por cada país
Total = 12674

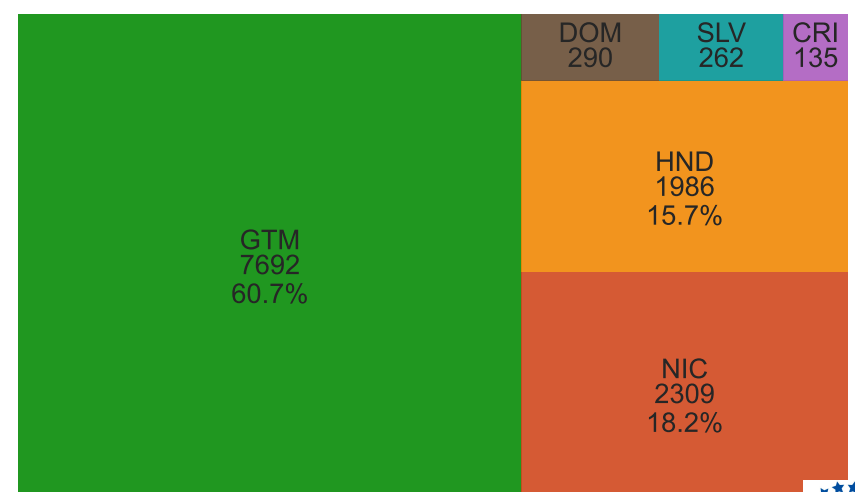
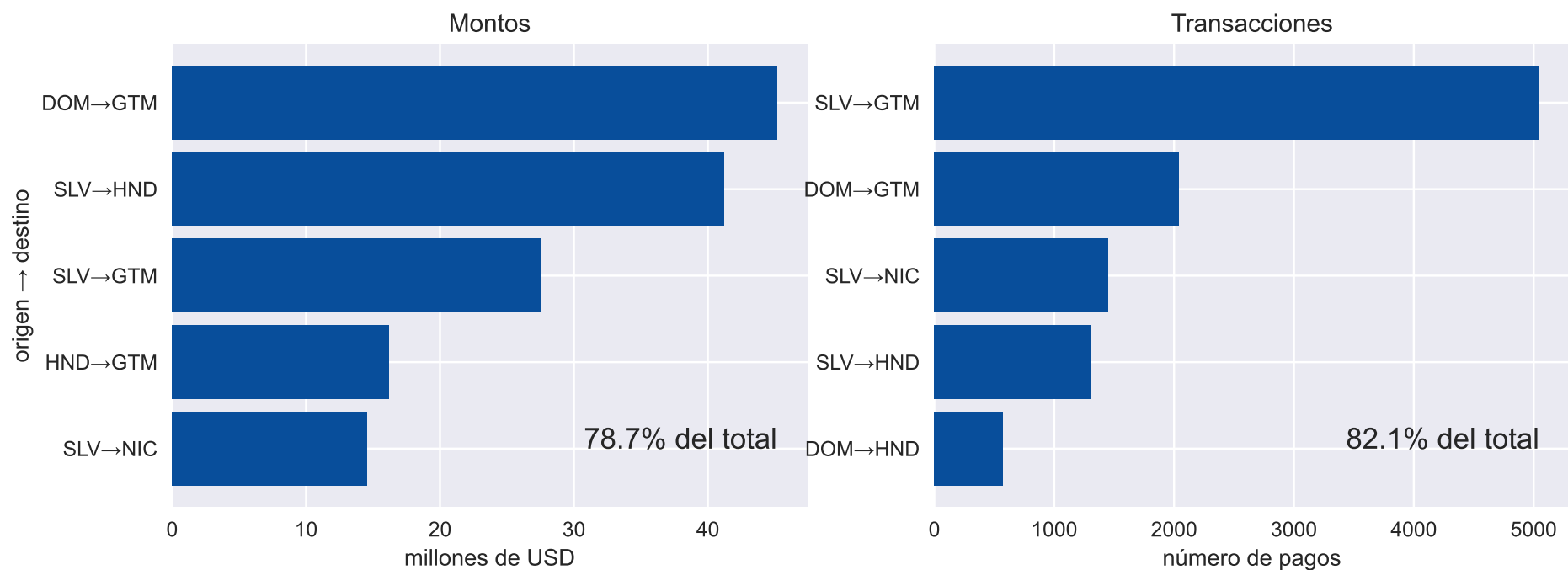
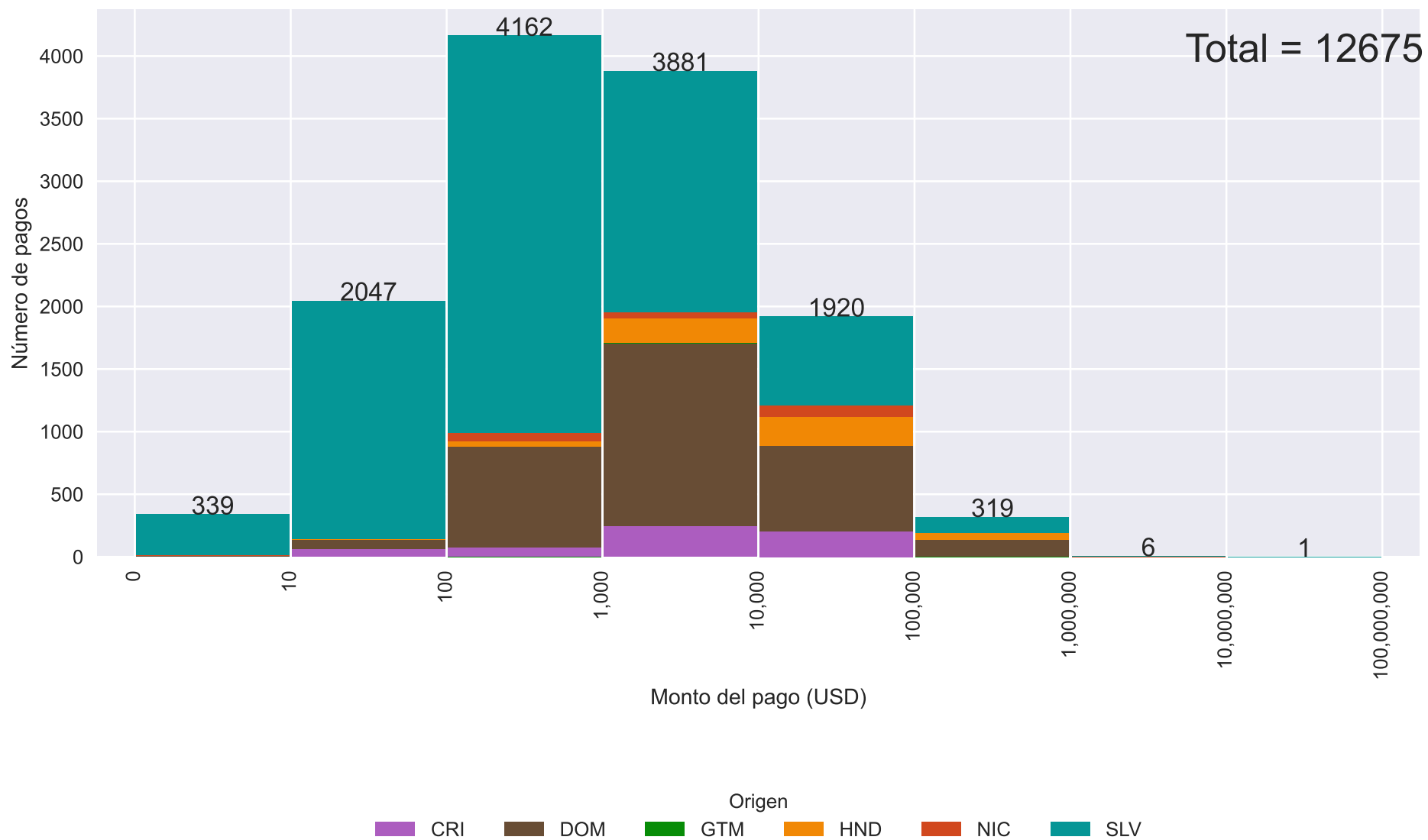


Figura 5: SIPA: Flujos de pagos predominantes
Acumulado del 1 de enero al 22 de diciembre de 2023
Por países de origen→destino



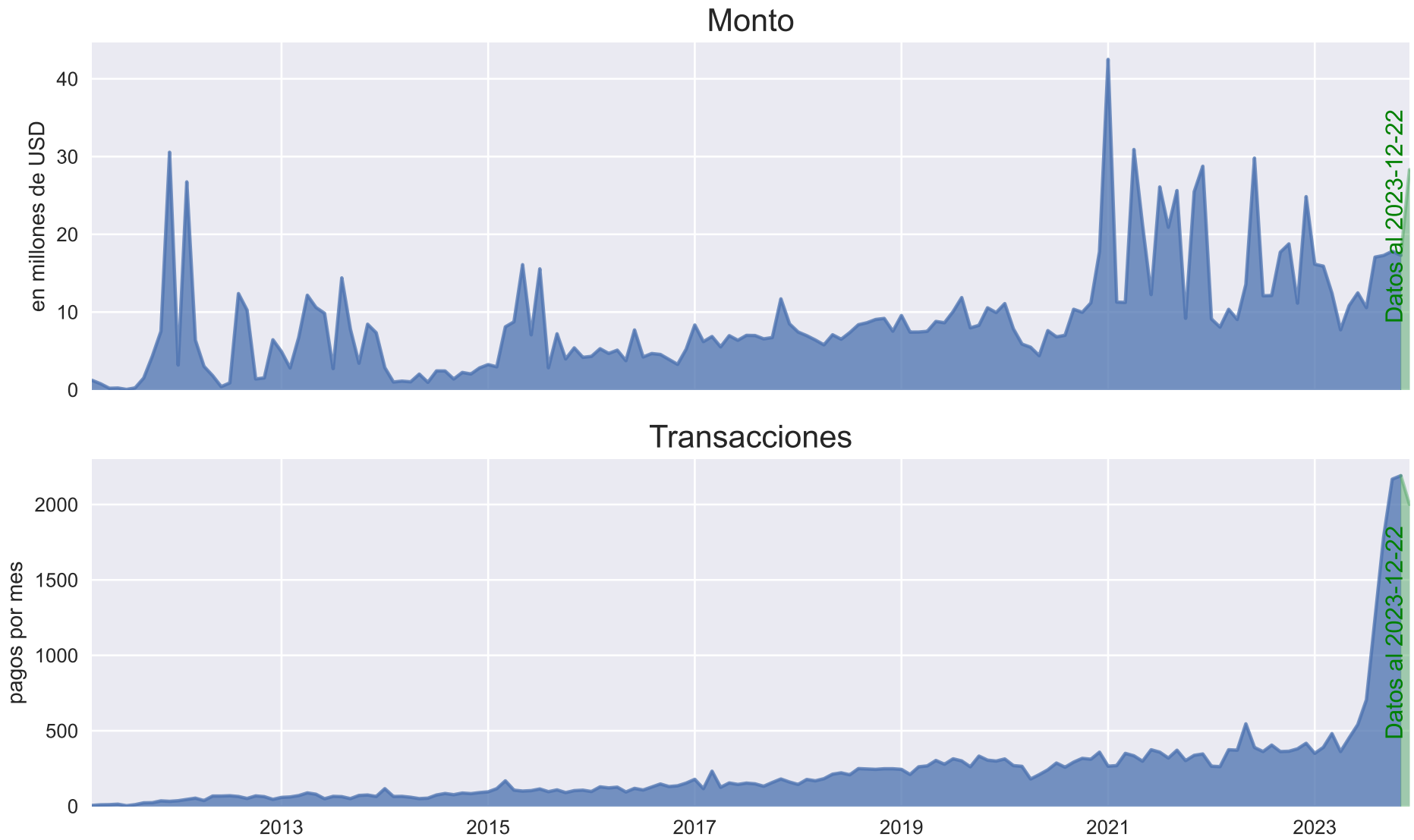
**Figura 6: SIPA: Distribución de los pagos
Acumulado del 1 de enero al 22 de diciembre de 2023
Por monto del pago y país de origen**



Parte III

Pagos realizados del 3 de marzo de 2011 al 22 de diciembre de 2023

Figura 7: SIPA: Monto y número de transacciones
Del 3 de marzo de 2011 al 22 de diciembre de 2023 , por mes



Cuadro 6: SIPA: Operaciones y montos, mensual y acumulado

Año	Mes	Monto (USD)		Variación %		Transacciones		Variación %		
		Total	Acumulado	interanual	mensual	Total	Acumulado	interanual	mensual	
2011	3	1,219,338.79	1,219,338.79			5	5			
	4	769,528.14	1,988,866.93		-36.89	9	14		80.00	
	5	193,925.10	2,182,792.03		-74.80	10	24		11.11	
	6	227,127.97	2,409,920.00		17.12	13	37		30.00	
	7	48,517.70	2,458,437.70		-78.64	3	40		-76.92	
	8	240,993.62	2,699,431.32		396.71	10	50		233.33	
	9	1,515,103.35	4,214,534.67		528.69	22	72		120.00	
	10	4,325,545.51	8,540,080.18		185.50	23	95		4.55	
	11	7,522,873.94	16,062,954.12		73.92	35	130		52.17	
	12	30,559,640.32	46,622,594.44		306.22	32	162		-8.57	
	2012	1	3,184,988.56	49,807,583.00		-89.58	36	198		12.50
		2	26,745,195.16	76,552,778.16		739.73	45	243		25.00
3		6,382,971.45	82,935,749.61	423.48	-76.13	53	296	960.00	17.78	
4		3,011,833.38	85,947,582.99	291.39	-52.81	37	333	311.11	-30.19	
5		1,821,936.91	87,769,519.90	839.51	-39.51	67	400	570.00	81.08	
6		409,690.12	88,179,210.02	80.38	-77.51	67	467	415.38	0.00	
7		883,371.91	89,062,581.93	1,720.72	115.62	69	536	2,200.00	2.99	
8		12,380,296.96	101,442,878.89	5,037.19	1,301.48	64	600	540.00	-7.25	
9		10,248,855.11	111,691,734.00	576.45	-17.22	51	651	131.82	-20.31	
10		1,395,271.06	113,087,005.06	-67.74	-86.39	68	719	195.65	33.33	
11		1,525,409.41	114,612,414.47	-79.72	9.33	63	782	80.00	-7.35	
12		6,437,071.70	121,049,486.17	-78.94	321.99	45	827	40.62	-28.57	
2013	1	4,903,734.24	125,953,220.41	53.96	-23.82	58	885	61.11	28.89	
	2	2,806,750.74	128,759,971.15	-89.51	-42.76	61	946	35.56	5.17	
	3	6,735,020.32	135,494,991.47	5.52	139.96	70	1016	32.08	14.75	
	4	12,163,552.17	147,658,543.64	303.86	80.60	88	1104	137.84	25.71	
	5	10,596,178.20	158,254,721.84	481.59	-12.89	79	1183	17.91	-10.23	
	6	9,837,920.71	168,092,642.55	2,301.31	-7.16	49	1232	-26.87	-37.97	
	7	2,722,362.18	170,815,004.73	208.18	-72.33	65	1297	-5.80	32.65	
	8	14,398,680.82	185,213,685.55	16.30	428.90	63	1360	-1.56	-3.08	
	9	7,809,244.36	193,022,929.91	-23.80	-45.76	50	1410	-1.96	-20.63	
	10	3,412,549.55	196,435,479.46	144.58	-56.30	71	1481	4.41	42.00	
	11	8,437,473.83	204,872,953.29	453.13	147.25	74	1555	17.46	4.23	

Continued on next page

Año	Mes	Monto (USD)				Transacciones			
		Total	Acumulado	interanual	mensual	Total	Acumulado	interanual	mensual
	12	7,334,080.28	212,207,033.57	13.94	-13.08	64	1619	42.22	-13.51
2014	1	2,849,117.59	215,056,151.16	-41.90	-61.15	116	1735	100.00	81.25
	2	1,004,007.28	216,060,158.44	-64.23	-64.76	64	1799	4.92	-44.83
	3	1,115,477.28	217,175,635.72	-83.44	11.10	65	1864	-7.14	1.56
	4	1,024,616.65	218,200,252.37	-91.58	-8.15	59	1923	-32.95	-9.23
	5	2,018,432.32	220,218,684.69	-80.95	96.99	50	1973	-36.71	-15.25
	6	956,129.18	221,174,813.87	-90.28	-52.63	53	2026	8.16	6.00
	7	2,428,430.94	223,603,244.81	-10.80	153.99	74	2100	13.85	39.62
	8	2,420,730.76	226,023,975.57	-83.19	-0.32	84	2184	33.33	13.51
	9	1,384,410.65	227,408,386.22	-82.27	-42.81	76	2260	52.00	-9.52
	10	2,233,524.41	229,641,910.63	-34.55	61.33	87	2347	22.54	14.47
	11	2,030,952.39	231,672,863.02	-75.93	-9.07	83	2430	12.16	-4.60
	12	2,811,495.31	234,484,358.33	-61.67	38.43	90	2520	40.62	8.43
2015	1	3,241,659.54	237,726,017.87	13.78	15.30	95	2615	-18.10	5.56
	2	2,953,381.12	240,679,398.99	194.16	-8.89	116	2731	81.25	22.11
	3	8,097,583.03	248,776,982.02	625.93	174.18	168	2899	158.46	44.83
	4	8,744,473.50	257,521,455.52	753.44	7.99	106	3005	79.66	-36.90
	5	16,096,751.59	273,618,207.11	697.49	84.08	100	3105	100.00	-5.66
	6	7,069,228.35	280,687,435.46	639.36	-56.08	103	3208	94.34	3.00
	7	15,559,904.64	296,247,340.10	540.74	120.11	114	3322	54.05	10.68
	8	2,831,601.37	299,078,941.47	16.97	-81.80	96	3418	14.29	-15.79
	9	7,204,888.14	306,283,829.61	420.43	154.45	108	3526	42.11	12.50
	10	3,964,331.46	310,248,161.07	77.49	-44.98	90	3616	3.45	-16.67
	11	5,393,814.83	315,641,975.90	165.58	36.06	103	3719	24.10	14.44
	12	4,173,576.48	319,815,552.38	48.45	-22.62	106	3825	17.78	2.91
2016	1	4,300,036.53	324,115,588.91	32.65	3.03	97	3922	2.11	-8.49
	2	5,283,627.68	329,399,216.59	78.90	22.87	128	4050	10.34	31.96
	3	4,671,464.35	334,070,680.94	-42.31	-11.59	121	4171	-27.98	-5.47
	4	5,099,072.13	339,169,753.07	-41.69	9.15	126	4297	18.87	4.13
	5	3,744,480.89	342,914,233.96	-76.74	-26.57	94	4391	-6.00	-25.40
	6	7,699,402.68	350,613,636.64	8.91	105.62	118	4509	14.56	25.53
	7	4,221,549.65	354,835,186.29	-72.87	-45.17	107	4616	-6.14	-9.32
	8	4,666,727.51	359,501,913.80	64.81	10.55	127	4743	32.29	18.69
	9	4,545,949.95	364,047,863.75	-36.90	-2.59	147	4890	36.11	15.75
	10	3,913,620.33	367,961,484.08	-1.28	-13.91	130	5020	44.44	-11.56

Continued on next page

Año	Mes	Monto (USD)				Transacciones			
		Total	Acumulado	interanual	mensual	Total	Acumulado	interanual	mensual
	11	3,271,270.21	371,232,754.29	-39.35	-16.41	135	5155	31.07	3.85
	12	5,227,378.86	376,460,133.15	25.25	59.80	153	5308	44.34	13.33
2017	1	8,335,187.97	384,795,321.12	93.84	59.45	178	5486	83.51	16.34
	2	6,195,824.26	390,991,145.38	17.26	-25.67	116	5602	-9.38	-34.83
	3	6,857,285.48	397,848,430.86	46.79	10.68	232	5834	91.74	100.00
	4	5,521,958.44	403,370,389.30	8.29	-19.47	125	5959	-0.79	-46.12
	5	6,963,614.23	410,334,003.53	85.97	26.11	154	6113	63.83	23.20
	6	6,367,654.69	416,701,658.22	-17.30	-8.56	144	6257	22.03	-6.49
	7	7,002,167.12	423,703,825.34	65.87	9.96	153	6410	42.99	6.25
	8	6,978,827.11	430,682,652.45	49.54	-0.33	148	6558	16.54	-3.27
	9	6,550,395.70	437,233,048.15	44.09	-6.14	132	6690	-10.20	-10.81
	10	6,719,532.44	443,952,580.59	71.70	2.58	157	6847	20.77	18.94
	11	11,697,867.52	455,650,448.11	257.59	74.09	180	7027	33.33	14.65
	12	8,478,632.53	464,129,080.64	62.20	-27.52	160	7187	4.58	-11.11
2018	1	7,431,360.47	471,560,441.11	-10.84	-12.35	144	7331	-19.10	-10.00
	2	6,963,537.83	478,523,978.94	12.39	-6.30	177	7508	52.59	22.92
	3	6,404,822.62	484,928,801.56	-6.60	-8.02	168	7676	-27.59	-5.08
	4	5,779,748.52	490,708,550.08	4.67	-9.76	182	7858	45.60	8.33
	5	7,081,763.06	497,790,313.14	1.70	22.53	212	8070	37.66	16.48
	6	6,503,075.55	504,293,388.69	2.13	-8.17	221	8291	53.47	4.25
	7	7,360,669.77	511,654,058.46	5.12	13.19	208	8499	35.95	-5.88
	8	8,368,600.31	520,022,658.77	19.91	13.69	249	8748	68.24	19.71
	9	8,627,648.69	528,650,307.46	31.71	3.10	246	8994	86.36	-1.20
	10	9,043,954.92	537,694,262.38	34.59	4.83	244	9238	55.41	-0.81
	11	9,178,380.57	546,872,642.95	-21.54	1.49	248	9486	37.78	1.64
	12	7,537,036.62	554,409,679.57	-11.11	-17.88	248	9734	55.00	0.00
2019	1	9,562,831.69	563,972,511.26	28.68	26.88	244	9978	69.44	-1.61
	2	7,420,404.35	571,392,915.61	6.56	-22.40	210	10188	18.64	-13.93
	3	7,427,716.54	578,820,632.15	15.97	0.10	261	10449	55.36	24.29
	4	7,519,105.18	586,339,737.33	30.09	1.23	267	10716	46.70	2.30
	5	8,793,222.91	595,132,960.24	24.17	16.95	303	11019	42.92	13.48
	6	8,622,567.91	603,755,528.15	32.59	-1.94	278	11297	25.79	-8.25
	7	10,061,594.25	613,817,122.40	36.69	16.69	314	11611	50.96	12.95
	8	11,862,425.37	625,679,547.77	41.75	17.90	300	11911	20.48	-4.46
	9	7,969,452.72	633,649,000.49	-7.63	-32.82	261	12172	6.10	-13.00

Continued on next page

Año	Mes	Monto (USD)				Transacciones			
		Total	Acumulado	interanual	mensual	Total	Acumulado	interanual	mensual
	10	8,290,713.04	641,939,713.53	-8.33	4.03	332	12504	36.07	27.20
	11	10,548,278.92	652,487,992.45	14.93	27.23	305	12809	22.98	-8.13
	12	9,930,123.09	662,418,115.54	31.75	-5.86	299	13108	20.56	-1.97
2020	1	11,092,622.25	673,510,737.79	16.00	11.71	313	13421	28.28	4.68
	2	7,842,999.63	681,353,737.42	5.70	-29.30	269	13690	28.10	-14.06
	3	5,877,938.58	687,231,676.00	-20.86	-25.05	264	13954	1.15	-1.86
	4	5,473,484.74	692,705,160.74	-27.21	-6.88	180	14134	-32.58	-31.82
	5	4,389,265.91	697,094,426.65	-50.08	-19.81	209	14343	-31.02	16.11
	6	7,614,545.18	704,708,971.83	-11.69	73.48	241	14584	-13.31	15.31
	7	6,805,099.54	711,514,071.37	-32.37	-10.63	286	14870	-8.92	18.67
	8	7,011,626.12	718,525,697.49	-40.89	3.03	258	15128	-14.00	-9.79
	9	10,358,215.15	728,883,912.64	29.97	47.73	292	15420	11.88	13.18
	10	9,964,650.81	738,848,563.45	20.19	-3.80	317	15737	-4.52	8.56
	11	11,177,559.55	750,026,123.00	5.97	12.17	311	16048	1.97	-1.89
	12	17,770,284.48	767,796,407.48	78.95	58.98	358	16406	19.73	15.11
2021	1	42,503,862.70	810,300,270.18	283.17	139.19	265	16671	-15.34	-25.98
	2	11,280,316.61	821,580,586.79	43.83	-73.46	269	16940	0.00	1.51
	3	11,233,964.93	832,814,551.72	91.12	-0.41	350	17290	32.58	30.11
	4	30,912,457.63	863,727,009.35	464.77	175.17	334	17624	85.56	-4.57
	5	21,199,019.90	884,926,029.25	382.97	-31.42	298	17922	42.58	-10.78
	6	12,247,006.54	897,173,035.79	60.84	-42.23	374	18296	55.19	25.50
	7	26,092,925.58	923,265,961.37	283.43	113.06	358	18654	25.17	-4.28
	8	20,904,720.60	944,170,681.97	198.14	-19.88	319	18973	23.64	-10.89
	9	25,629,718.27	969,800,400.24	147.43	22.60	371	19344	27.05	16.30
	10	9,196,638.71	978,997,038.95	-7.71	-64.12	302	19646	-4.73	-18.60
	11	25,482,300.91	1,004,479,339.86	127.98	177.08	337	19983	8.36	11.59
	12	28,759,610.28	1,033,238,950.14	61.84	12.86	346	20329	-3.35	2.67
2022	1	9,106,728.85	1,042,345,678.99	-78.57	-68.34	265	20594	0.00	-23.41
	2	8,063,605.91	1,050,409,284.90	-28.52	-11.45	262	20856	-2.60	-1.13
	3	10,352,802.32	1,060,762,087.22	-7.84	28.39	374	21230	6.86	42.75
	4	9,040,210.65	1,069,802,297.87	-70.76	-12.68	371	21601	11.08	-0.80
	5	13,565,721.70	1,083,368,019.57	-36.01	50.06	546	22147	83.22	47.17
	6	29,807,798.28	1,113,175,817.85	143.39	119.73	389	22536	4.01	-28.75
	7	12,086,451.82	1,125,262,269.67	-53.68	-59.45	362	22898	1.12	-6.94
	8	12,121,250.15	1,137,383,519.82	-42.02	0.29	405	23303	26.96	11.88

Continued on next page

Año	Mes	Monto (USD)				Transacciones			
		Total	Acumulado	interanual	mensual	Total	Acumulado	interanual	mensual
	9	17,700,893.65	1,155,084,413.47	-30.94	46.03	362	23665	-2.43	-10.62
	10	18,768,409.37	1,173,852,822.84	104.08	6.03	364	24029	20.53	0.55
	11	11,143,397.28	1,184,996,220.12	-56.27	-40.63	380	24409	12.76	4.40
	12	24,850,833.06	1,209,847,053.18	-13.59	123.01	417	24826	20.52	9.74
2023	1	16,146,141.22	1,225,993,194.40	77.30	-35.03	350	25176	32.08	-16.07
	2	15,902,249.83	1,241,895,444.23	97.21	-1.51	390	25566	48.85	11.43
	3	12,416,254.25	1,254,311,698.48	19.93	-21.92	481	26047	28.61	23.33
	4	7,718,268.11	1,262,029,966.59	-14.62	-37.84	362	26409	-2.43	-24.74
	5	10,833,140.50	1,272,863,107.09	-20.14	40.36	453	26862	-17.03	25.14
	6	12,467,483.44	1,285,330,590.53	-58.17	15.09	541	27403	39.07	19.43
	7	10,568,655.86	1,295,899,246.39	-12.56	-15.23	705	28108	94.75	30.31
	8	17,064,557.72	1,312,963,804.11	40.78	61.46	1248	29356	208.15	77.02
	9	17,276,359.79	1,330,240,163.90	-2.40	1.24	1785	31141	393.09	43.03
	10	17,817,549.98	1,348,057,713.88	-5.07	3.13	2168	33309	495.60	21.46
	11	17,301,391.81	1,365,359,105.69	55.26	-2.90	2191	35500	476.58	1.06
	12	28,318,989.36	1,393,678,095.05			2001	37501		

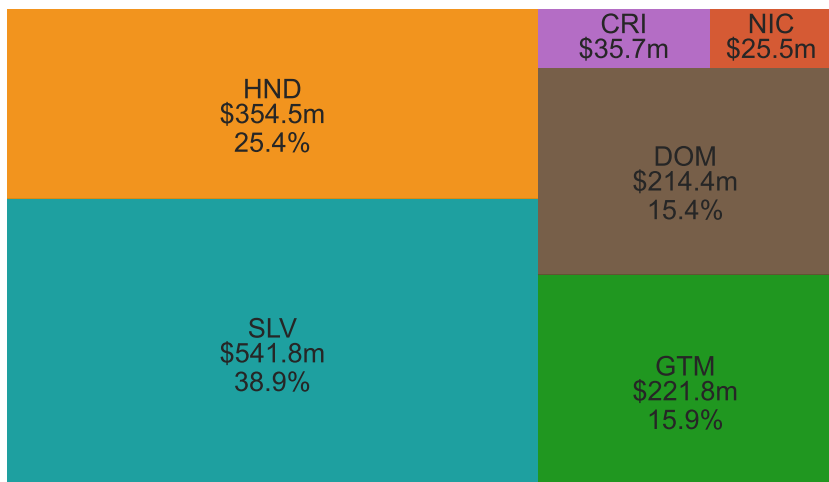
Cuadro 7: SIPA: Montos y número de transacciones Acumulado del 3 de marzo de 2011 al 22 de diciembre de 2023 Por país de origen vs destino

—país de origen (fila) vs país de destino (columna)—

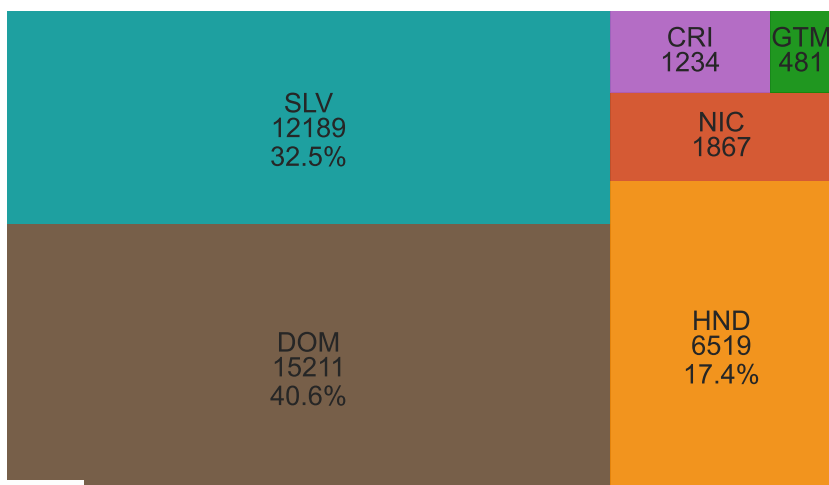
Credito Debito	CRI	DOM	GTM	HND	NIC	SLV	Total
Monto en USD							
CRI	0.00	39,617.11	9,415,263.43	102,457.00	25,343,635.20	823,100.14	35,724,072.88
DOM	5,000.00	0.00	180,749,537.86	16,292,575.73	14,932,221.24	2,385,096.58	214,364,431.41
GTM	27.00	41,940.00	0.00	1,253,281.51	1,204,570.95	219,277,767.63	221,777,587.09
HND	29,222.15	759,759.78	150,020,408.20	0.00	9,543,248.43	194,100,581.12	354,453,219.68
NIC	20,396.64	26,947.00	15,493,420.61	6,224,992.95	0.00	3,779,183.29	25,544,940.49
SLV	206,121.84	675,113.97	362,640,357.65	161,447,041.38	16,844,988.66	0.00	541,813,623.50
Total	260,767.63	1,543,377.86	718,318,987.75	185,320,348.57	67,868,664.48	420,365,728.76	1,393,677,875.05
Número de transacciones							
CRI	0	53	592	26	489	74	1234
DOM	1	0	10303	2190	2413	303	15210
GTM	9	14	0	51	187	220	481
HND	4	78	4721	0	1194	522	6519
NIC	2	15	1116	437	0	297	1867
SLV	125	270	7944	2177	1673	0	12189
Total	141	430	24676	4881	5956	1416	37500

Figura 8: SIPA: Distribución de los montos y número de transacciones Acumulado del 3 de marzo de 2011 al 22 de diciembre de 2023 Por país de origen y de destino

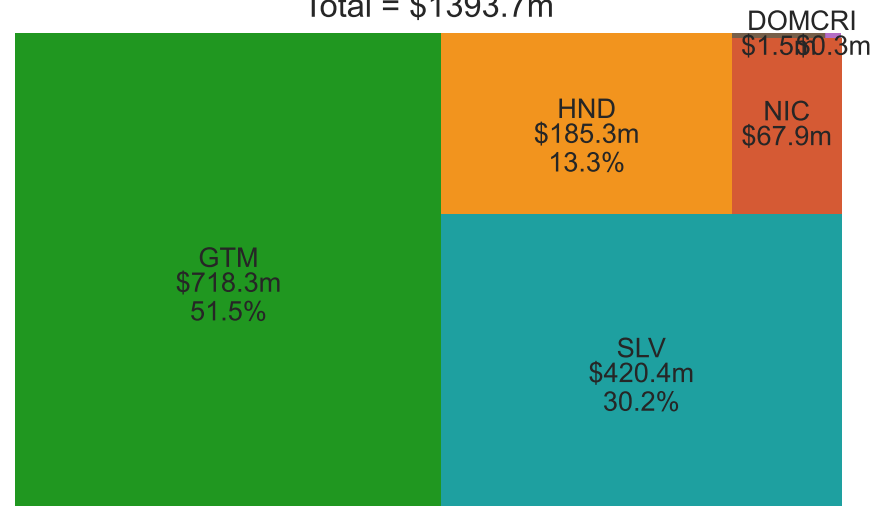
SIPA: Monto enviado por cada país
Total = \$1393.7m



SIPA: Transacciones enviadas por cada país
Total = 37501



SIPA: Monto recibido por cada país
Total = \$1393.7m



SIPA: Transacciones recibidas por cada país
Total = 37500

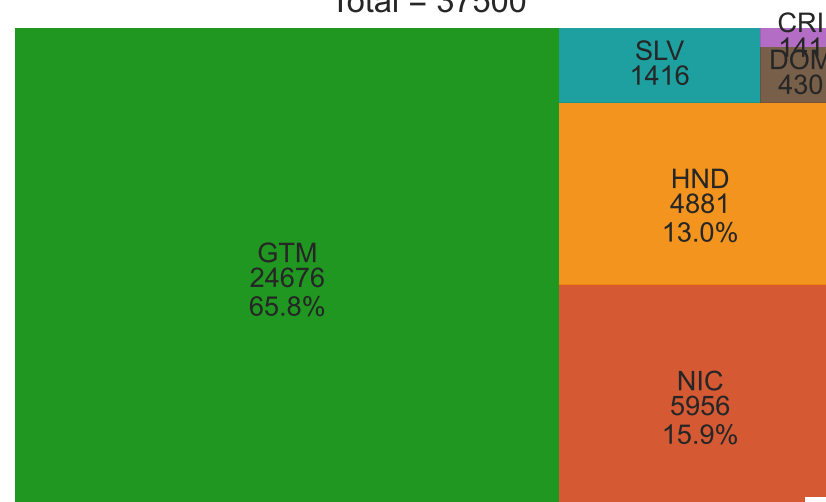


Figura 9: SIPA: Flujos de pagos predominantes
Acumulado del 3 de marzo de 2011 al 22 de diciembre de 2023
Por países de origen→destino

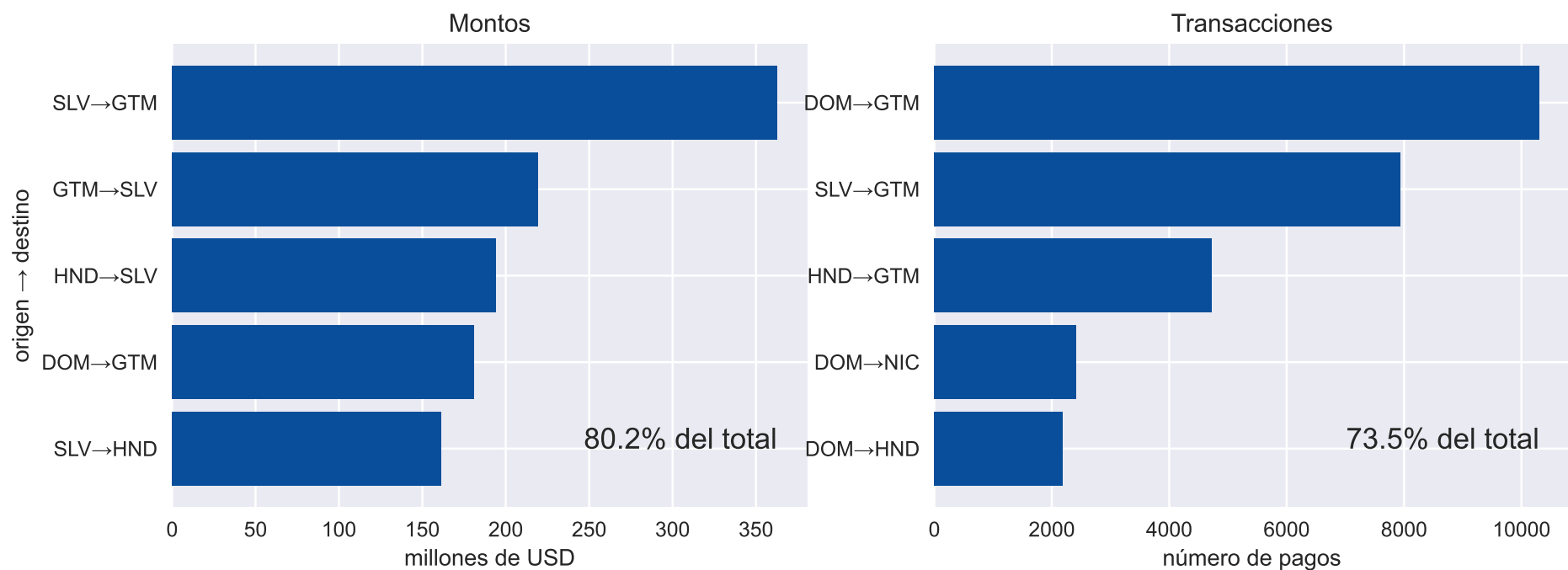
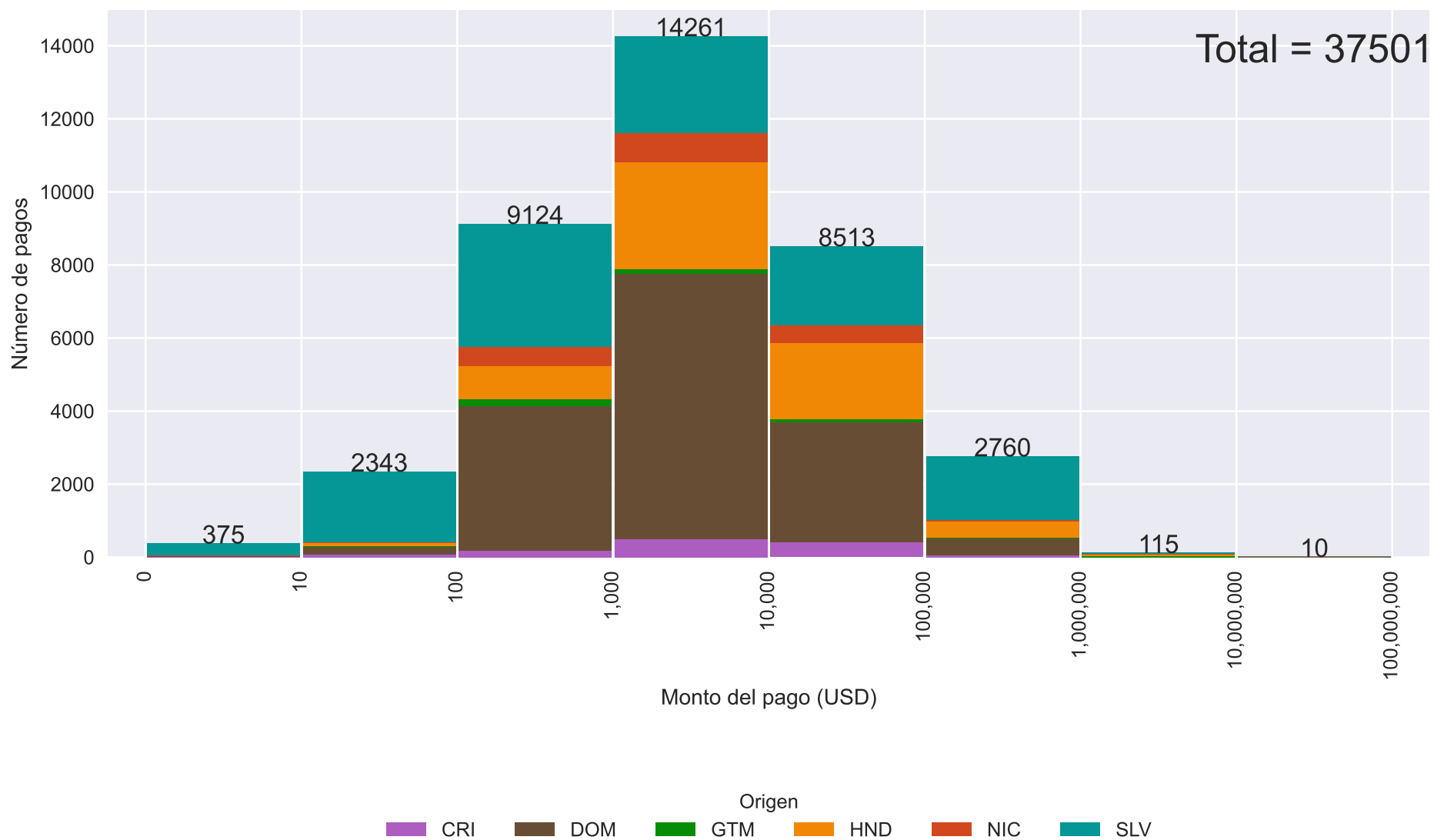


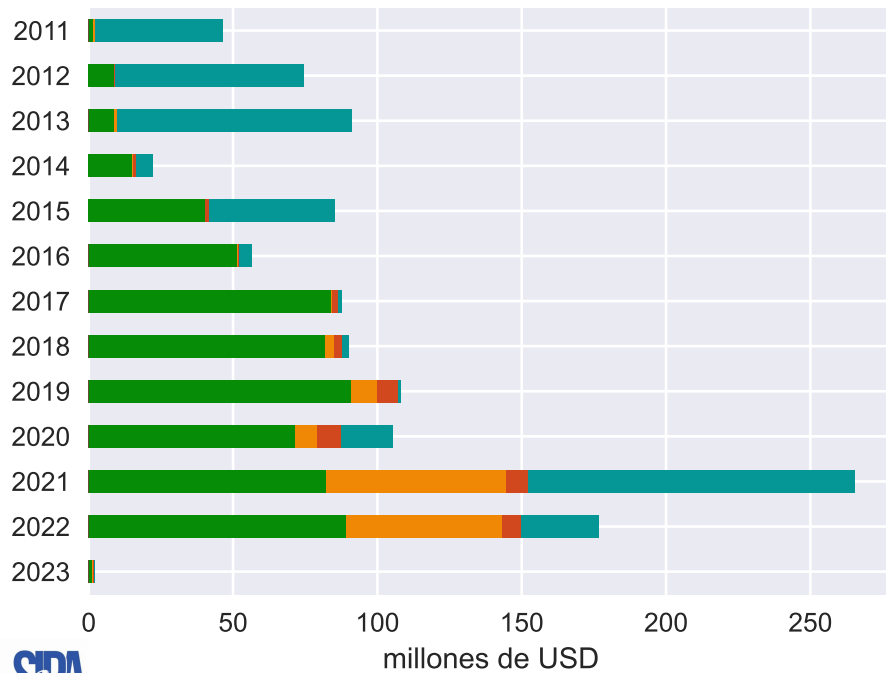
Figura 10: SIPA: Distribución de los pagos
Acumulado del 3 de marzo de 2011 al 22 de diciembre de 2023
Por monto del pago y país de origen



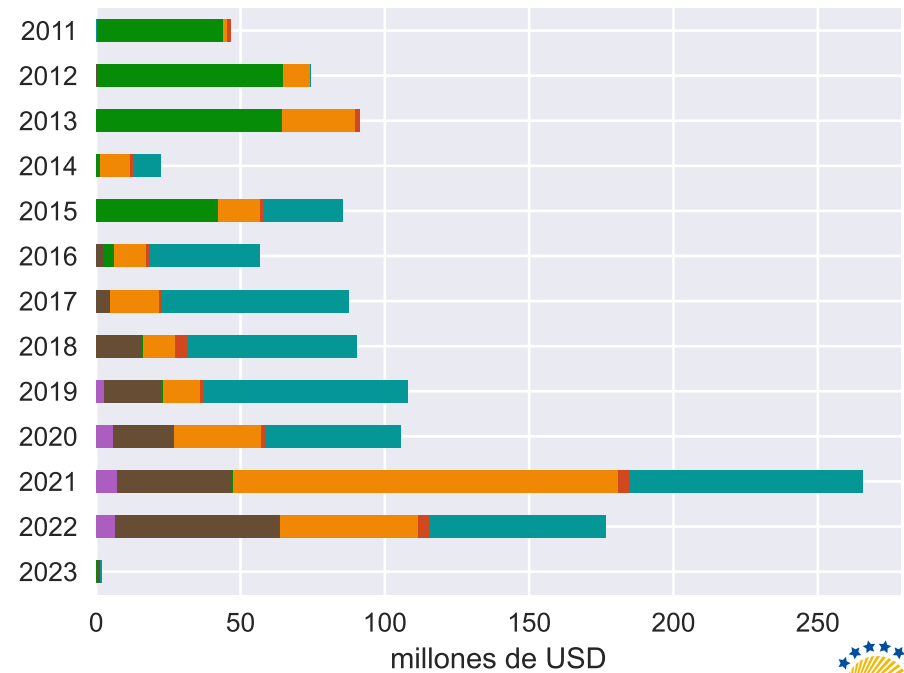
Cuadro 8: SIPA: Montos enviados y recibidos por cada país (miles de USD)

Año	Recibidos						Enviados						Total Total
	CRI	DOM	GTM	HND	NIC	SLV	CRI	DOM	GTM	HND	NIC	SLV	
2011	0.0	172.0	1,472.6	734.4	23.8	44,219.7	0.0	75.5	43,825.0	1,546.1	1,176.1	0.0	46,622.6
2012	0.0	66.2	8,693.1	74.3	224.0	65,369.2	0.0	257.1	64,546.9	9,558.9	50.9	13.1	74,426.9
2013	0.0	72.1	8,963.2	708.1	261.6	81,152.5	0.0	95.1	64,455.1	25,120.2	1,456.4	30.8	91,157.5
2014	0.0	47.6	14,920.7	493.6	1,201.1	5,614.3	0.0	114.1	1,183.4	10,657.4	1,083.2	9,239.2	22,277.3
2015	0.0	18.1	40,282.1	116.6	1,539.6	43,374.8	0.0	131.5	42,068.7	14,456.5	982.0	27,692.5	85,331.2
2016	0.0	17.0	51,530.7	58.9	649.2	4,388.9	0.0	2,536.6	3,498.5	11,401.9	1,037.3	38,170.3	56,644.6
2017	0.0	25.9	83,807.9	645.7	1,880.1	1,309.3	0.0	4,770.0	183.8	16,955.3	691.2	65,068.6	87,668.9
2018	0.0	55.6	81,844.3	3,134.3	2,926.5	2,319.9	0.0	15,967.0	479.0	10,864.0	4,449.7	58,520.9	90,280.6
2019	0.0	28.7	91,063.3	8,698.3	7,224.4	993.8	2,830.7	19,776.0	612.9	12,623.2	1,698.2	70,467.5	108,008.4
2020	20.4	20.0	71,316.3	7,850.9	8,280.6	17,890.1	5,803.3	21,050.8	22.1	30,321.3	1,384.4	46,796.5	105,378.3
2021	0.0	81.1	82,254.0	62,064.5	7,949.1	113,093.8	7,347.7	39,674.9	518.4	133,376.4	3,658.9	80,866.2	265,442.5
2022	0.0	171.1	88,813.3	54,369.8	6,467.0	26,787.0	6,524.9	56,968.2	339.6	47,713.4	4,100.7	60,961.4	176,608.1
2023	240.4	768.0	93,357.6	46,370.9	29,241.6	13,852.3	13,217.6	52,947.9	44.3	29,858.7	3,776.0	83,986.7	183,831.0
Total	260.8	1,543.4	718,319.0	185,320.3	67,868.7	420,365.7	35,724.1	214,364.7	221,777.6	354,453.2	25,544.9	541,813.6	1,393,678.1

Recibidos



Enviados



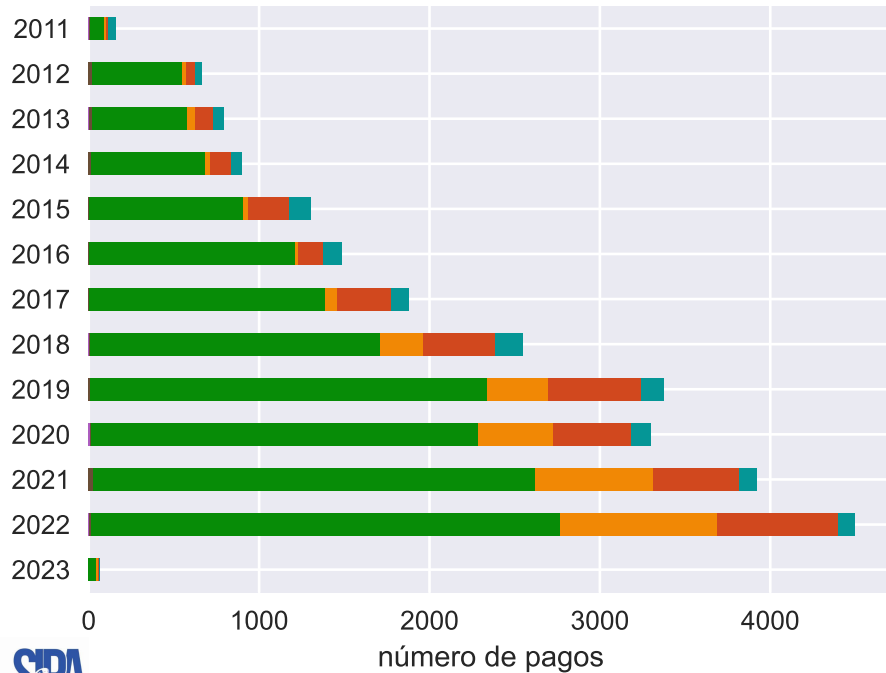
■ CRI
 ■ DOM
 ■ GTM
 ■ HND
 ■ NIC
 ■ SLV



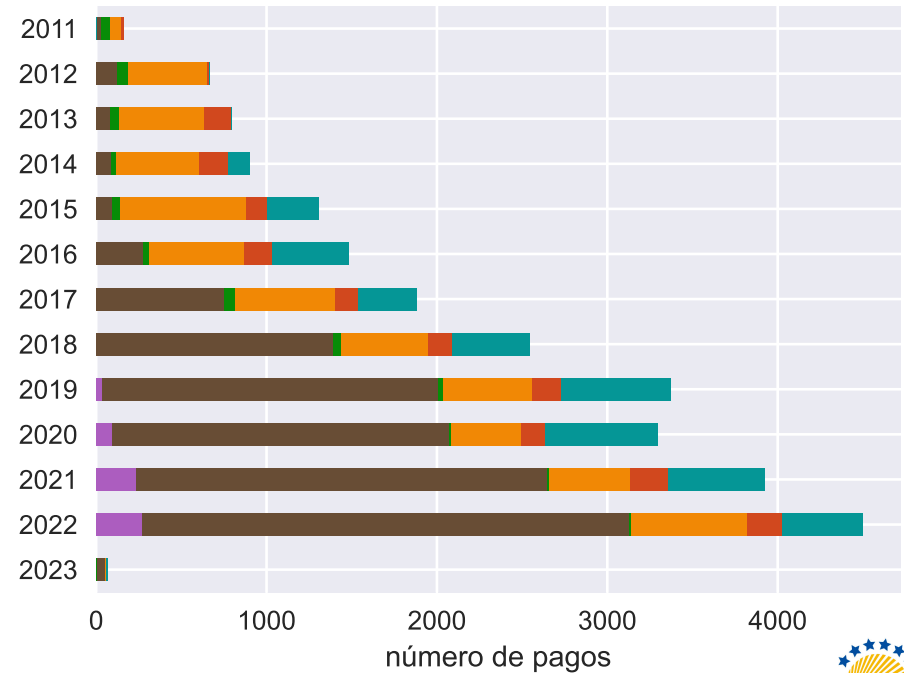
Cuadro 9: SIPA: Número de pagos enviados y recibidos por cada país

Año	Recibidos						Enviados						Total
	CRI	DOM	GTM	HND	NIC	SLV	CRI	DOM	GTM	HND	NIC	SLV	Total
2011	0	9	84	8	15	46	0	28	52	67	15	0	162
2012	0	18	534	20	52	41	0	124	65	466	8	2	665
2013	0	23	554	52	100	63	0	86	53	494	158	1	792
2014	0	14	670	30	124	63	0	92	24	488	169	128	901
2015	0	3	905	27	243	127	0	96	48	736	123	302	1305
2016	0	2	1209	19	147	106	0	272	41	554	167	449	1483
2017	0	3	1381	76	319	100	0	751	65	591	130	342	1879
2018	0	10	1701	251	424	161	0	1389	50	507	144	457	2547
2019	0	8	2331	357	546	132	33	1971	35	519	174	642	3374
2020	6	9	2269	439	462	113	96	1978	12	407	142	663	3298
2021	0	26	2594	696	502	105	237	2410	12	476	221	567	3923
2022	0	15	2752	920	713	97	272	2857	10	684	202	472	4497
2023	135	290	7692	1986	2309	262	596	3157	14	530	214	8164	12675
Total	141	430	24676	4881	5956	1416	1234	15211	481	6519	1867	12189	37501

Recibidos



Enviados



■ CRI
 ■ DOM
 ■ GTM
 ■ HND
 ■ NIC
 ■ SLV



Parte IV

Devoluciones

Cuadro 10: SIPA: Devoluciones

Año	Mes	Monto (USD)			Transacciones		
		Devuelto	Pagado	% devuelto	Devuelto	Pagado	% devuelto
2015	2	6,533.94	2,953,381.12	0.22	3	116	2.59
	3	98,314.48	8,097,583.03	1.21	3	168	1.79
	4	32,272.00	8,744,473.50	0.37	4	106	3.77
	5	0.00	16,096,751.59	0.00	0	100	0.00
	6	1,133.00	7,069,228.35	0.02	4	103	3.88
	7	34,565.48	15,559,904.64	0.22	5	114	4.39
	8	0.00	2,831,601.37	0.00	0	96	0.00
	9	36,538.26	7,204,888.14	0.51	2	108	1.85
	10	0.00	3,964,331.46	0.00	0	90	0.00
	11	3,579.00	5,393,814.83	0.07	1	103	0.97
	12	27,485.00	4,173,576.48	0.66	3	106	2.83
	2016	1	21,344.36	4,300,036.53	0.50	1	97
2		21,518.04	5,283,627.68	0.41	1	128	0.78
3		19,040.00	4,671,464.35	0.41	3	121	2.48
4		18,147.90	5,099,072.13	0.36	1	126	0.79
5		23,275.20	3,744,480.89	0.62	3	94	3.19
6		9,414.00	7,699,402.68	0.12	4	118	3.39
7		17,848.72	4,221,549.65	0.42	4	107	3.74
8		109,042.50	4,666,727.51	2.34	2	127	1.57
9		3,000.00	4,545,949.95	0.07	1	147	0.68
10		6,845.00	3,913,620.33	0.17	1	130	0.77
11		3,097.22	3,271,270.21	0.09	3	135	2.22
12		6,830.00	5,227,378.86	0.13	2	153	1.31
2017	1	0.00	8,335,187.97	0.00	0	178	0.00
	2	0.00	6,195,824.26	0.00	0	116	0.00
	3	82,198.75	6,857,285.48	1.20	9	232	3.88
	4	4,025.00	5,521,958.44	0.07	2	125	1.60
	5	4,290.00	6,963,614.23	0.06	2	154	1.30
	6	14,610.90	6,367,654.69	0.23	4	144	2.78
	7	23,205.13	7,002,167.12	0.33	6	153	3.92
	8	6,830.00	6,978,827.11	0.10	4	148	2.70
	9	11,690.00	6,550,395.70	0.18	4	132	3.03
	10	54,404.00	6,719,532.44	0.81	5	157	3.18

Continued on next page

Año	Mes	Monto			Número de pagos		
		Devuelto	Pagado	% devuelto	Devuelto	Pagado	% devuelto
	11	91,868.08	11,697,867.52	0.79	3	180	1.67
	12	72,990.00	8,478,632.53	0.86	4	160	2.50
2018	1	5,095.00	7,431,360.47	0.07	2	144	1.39
	2	59,503.30	6,963,537.83	0.85	6	177	3.39
	3	14,318.05	6,404,822.62	0.22	7	168	4.17
	4	134,849.57	5,779,748.52	2.33	21	182	11.54
	5	82,981.00	7,081,763.06	1.17	11	212	5.19
	6	35,715.11	6,503,075.55	0.55	8	221	3.62
	7	36,116.94	7,360,669.77	0.49	9	208	4.33
	8	27,428.57	8,368,600.31	0.33	10	249	4.02
	9	3,195.00	8,627,648.69	0.04	2	246	0.81
	10	6,221.00	9,043,954.92	0.07	2	244	0.82
	11	16,506.32	9,178,380.57	0.18	4	248	1.61
	12	65,030.67	7,537,036.62	0.86	6	248	2.42
2019	1	39,883.95	9,562,831.69	0.42	3	244	1.23
	2	200,644.98	7,420,404.35	2.70	7	210	3.33
	3	3,152.96	7,427,716.54	0.04	3	261	1.15
	4	205,927.91	7,519,105.18	2.74	6	267	2.25
	5	142,150.80	8,793,222.91	1.62	8	303	2.64
	6	4,160.00	8,622,567.91	0.05	3	278	1.08
	7	33,699.33	10,061,594.25	0.33	7	314	2.23
	8	31,703.61	11,862,425.37	0.27	10	300	3.33
	9	75,161.12	7,969,452.72	0.94	4	261	1.53
	10	13,133.00	8,290,713.04	0.16	6	332	1.81
	11	12,580.62	10,548,278.92	0.12	6	305	1.97
	12	23,360.00	9,930,123.09	0.24	7	299	2.34
2020	1	236,397.50	11,092,622.25	2.13	5	313	1.60
	2	22,732.00	7,842,999.63	0.29	12	269	4.46
	3	76,820.81	5,877,938.58	1.31	9	264	3.41
	4	3,941.43	5,473,484.74	0.07	1	180	0.56
	5	490.00	4,389,265.91	0.01	3	209	1.44
	6	89,770.94	7,614,545.18	1.18	10	241	4.15
	7	34,154.00	6,805,099.54	0.50	6	286	2.10
	8	80,910.76	7,011,626.12	1.15	10	258	3.88
	9	65,531.40	10,358,215.15	0.63	5	292	1.71

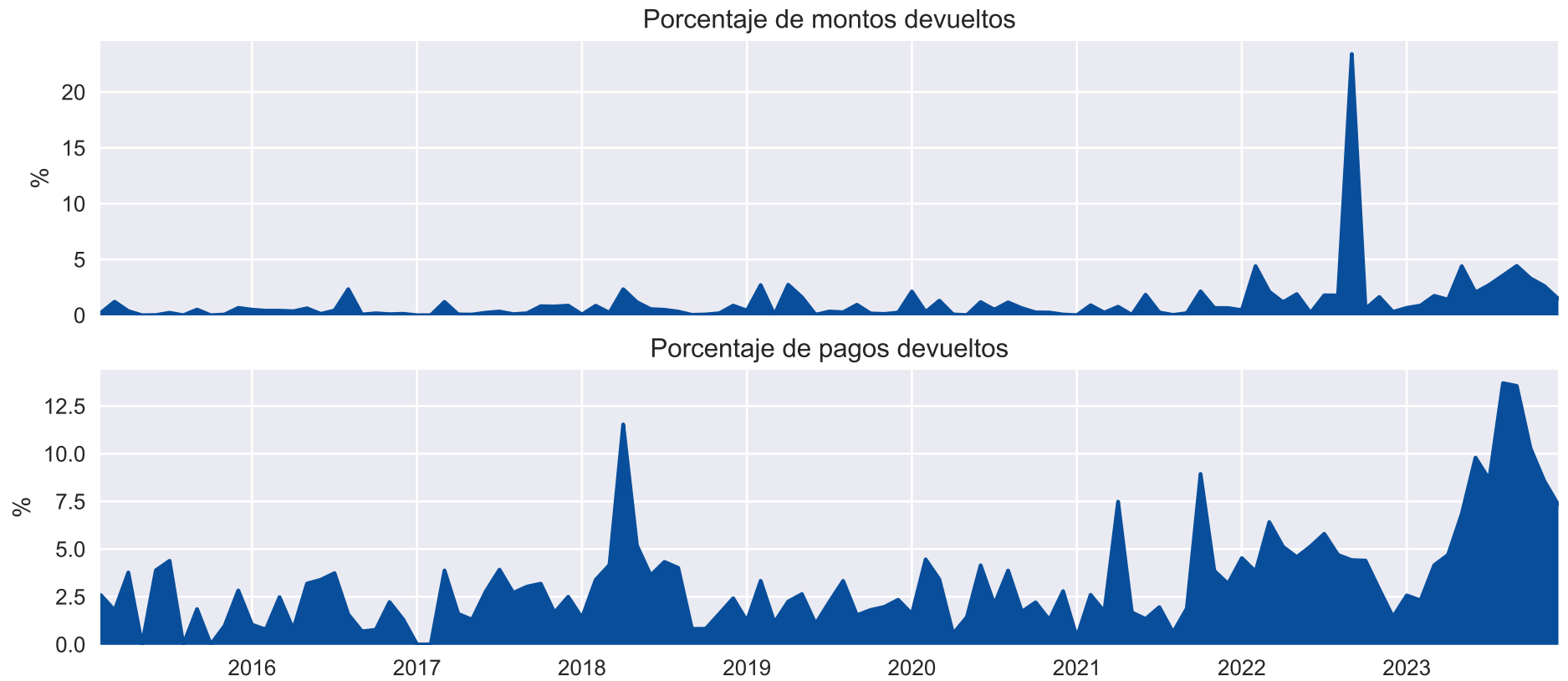
Continued on next page

Año	Mes	Monto			Número de pagos		
		Devuelto	Pagado	% devuelto	Devuelto	Pagado	% devuelto
	10	25,659.73	9,964,650.81	0.26	7	317	2.21
	11	26,910.00	11,177,559.55	0.24	4	311	1.29
	12	11,683.57	17,770,284.48	0.07	10	358	2.79
2021	1	472.91	42,503,862.70	0.00	1	265	0.38
	2	101,331.58	11,280,316.61	0.90	7	269	2.60
	3	26,975.24	11,233,964.93	0.24	6	350	1.71
	4	236,580.83	30,912,457.63	0.77	25	334	7.49
	5	7,821.41	21,199,019.90	0.04	5	298	1.68
	6	226,077.00	12,247,006.54	1.85	5	374	1.34
	7	64,828.80	26,092,925.58	0.25	7	358	1.96
	8	6,519.64	20,904,720.60	0.03	2	319	0.63
	9	47,414.43	25,629,718.27	0.18	7	371	1.89
	10	197,237.20	9,196,638.71	2.14	27	302	8.94
	11	166,263.57	25,482,300.91	0.65	13	337	3.86
	12	184,770.06	28,759,610.28	0.64	11	346	3.18
2022	1	41,642.10	9,106,728.85	0.46	12	265	4.53
	2	355,313.83	8,063,605.91	4.41	10	262	3.82
	3	218,345.88	10,352,802.32	2.11	24	374	6.42
	4	105,370.70	9,040,210.65	1.17	19	371	5.12
	5	256,946.89	13,565,721.70	1.89	25	546	4.58
	6	63,214.39	29,807,798.28	0.21	20	389	5.14
	7	215,640.05	12,086,451.82	1.78	21	362	5.80
	8	214,488.92	12,121,250.15	1.77	19	405	4.69
	9	4,144,275.33	17,700,893.65	23.41	16	362	4.42
	10	107,732.61	18,768,409.37	0.57	16	364	4.40
	11	182,255.10	11,143,397.28	1.64	11	380	2.89
	12	74,658.95	24,850,833.06	0.30	6	417	1.44
2023	1	107,172.37	16,146,141.22	0.66	9	350	2.57
	2	137,667.72	15,902,249.83	0.87	9	390	2.31
	3	216,361.10	12,416,254.25	1.74	20	481	4.16
	4	107,791.43	7,718,268.11	1.40	17	362	4.70
	5	476,103.13	10,833,140.50	4.39	31	453	6.84
	6	254,611.22	12,467,483.44	2.04	53	541	9.80
	7	287,613.13	10,568,655.86	2.72	61	705	8.65
	8	608,027.80	17,064,557.72	3.56	171	1248	13.70

Continued on next page

Año	Mes	Monto			Número de pagos		
		Devuelto	Pagado	% devuelto	Devuelto	Pagado	% devuelto
	9	764,102.57	17,276,359.79	4.42	242	1785	13.56
	10	588,545.50	17,817,549.98	3.30	223	2168	10.29
	11	454,510.57	17,301,391.81	2.63	188	2191	8.58
	12	421,651.13	28,318,989.36	1.49	147	2001	7.35

Figura 11: SIPA: Devoluciones



Cuadro 11: SIPA: Detalle de devoluciones

Fecha valor	Debito	Credito	Monto
2023-01-05	GTM	DOM	485.56
2023-01-06	GTM	DOM	2,165.00
2023-01-10	NIC	DOM	1,260.00
2023-01-17	GTM	DOM	52,301.00
2023-01-20	GTM	DOM	4,117.74
2023-01-23	GTM	DOM	3,995.00
2023-01-23	GTM	DOM	38,634.30
2023-01-26	HND	DOM	875.00
2023-01-27	GTM	DOM	3,338.77
2023-02-01	GTM	HND	122,276.81
2023-02-06	GTM	DOM	1,135.26
2023-02-09	GTM	DOM	2,739.00
2023-02-09	GTM	DOM	3,289.00
2023-02-09	GTM	DOM	592.65
2023-02-15	GTM	DOM	3,155.00
2023-02-15	GTM	DOM	285.00
2023-02-21	CRI	DOM	3,210.00
2023-02-24	GTM	DOM	985.00
2023-03-02	CRI	DOM	3,245.00
2023-03-06	GTM	HND	3,225.00
2023-03-08	GTM	DOM	3,712.00
2023-03-09	CRI	DOM	3,245.00
2023-03-13	GTM	DOM	66,709.03
2023-03-13	GTM	DOM	550.00
2023-03-14	GTM	DOM	690.00
2023-03-14	GTM	DOM	195.00
2023-03-16	GTM	DOM	901.90
2023-03-16	GTM	DOM	2,432.50
2023-03-17	CRI	DOM	8,000.00
2023-03-20	GTM	DOM	66,709.03
2023-03-21	GTM	NIC	174.00
2023-03-21	CRI	DOM	8,000.00
2023-03-21	GTM	DOM	22,724.36
	⋮	⋮	⋮

Fecha valor	Débito	Crédito	Monto
⋮	⋮	⋮	⋮
2023-03-22	GTM	DOM	2,432.50
2023-03-24	GTM	SLV	13,420.00
2023-03-28	GTM	DOM	3,411.00
2023-03-29	GTM	DOM	3,789.78
2023-03-30	GTM	DOM	2,795.00
2023-04-03	GTM	SLV	9,595.00
2023-04-05	GTM	SLV	11,833.05
2023-04-11	CRI	DOM	200.00
2023-04-12	NIC	HND	2,000.00
2023-04-12	CRI	DOM	5,000.00
2023-04-13	GTM	DOM	6,477.53
2023-04-14	HND	DOM	733.00
2023-04-14	CRI	DOM	201.00
2023-04-17	GTM	DOM	1,635.00
2023-04-17	GTM	DOM	52,158.00
2023-04-19	HND	DOM	706.80
2023-04-20	GTM	SLV	11,833.05
2023-04-21	GTM	DOM	1,845.00
2023-04-24	GTM	DOM	1,727.00
2023-04-25	GTM	DOM	1,845.00
2023-04-28	CRI	GTM	1.00
2023-04-28	GTM	CRI	1.00
2023-05-02	CRI	GTM	1.00
2023-05-02	GTM	HND	6,644.88
2023-05-03	CRI	GTM	1.00
2023-05-03	GTM	CRI	1.00
2023-05-03	GTM	CRI	1.00
2023-05-03	GTM	SLV	9,595.00
2023-05-04	CRI	GTM	1.00
2023-05-04	GTM	CRI	1.00
2023-05-05	CRI	GTM	1.00
2023-05-05	GTM	CRI	1.00
2023-05-05	CRI	HND	8,574.90
2023-05-05	GTM	DOM	6,477.53
2023-05-08	CRI	GTM	1.00
2023-05-08	SIPA	HND	175,000.00
2023-05-08	GTM	DOM	28,050.10
2023-05-09	CRI	GTM	1.00
	⋮	⋮	⋮

Fecha valor	Débito	Crédito	Monto
⋮	⋮	⋮	⋮
2023-05-10	CRI	GTM	1.00
2023-05-10	GTM	CRI	1.00
2023-05-10	GTM	CRI	1.00
2023-05-10	GTM	DOM	43,283.42
2023-05-11	CRI	GTM	1.00
2023-05-11	GTM	DOM	1,727.00
2023-05-12	NIC	DOM	1,512.00
2023-05-15	GTM	HND	1,995.00
2023-05-16	GTM	DOM	5,785.00
2023-05-16	GTM	DOM	85,374.56
2023-05-16	GTM	DOM	43,283.42
2023-05-19	SLV	HND	590.00
2023-05-19	GTM	NIC	18,440.32
2023-05-19	GTM	DOM	21,995.00
2023-05-23	GTM	DOM	17,761.00
2023-06-01	NIC	DOM	30,654.50
2023-06-01	CRI	SLV	1.02
2023-06-02	GTM	DOM	27,301.10
2023-06-02	GTM	DOM	995.00
2023-06-02	GTM	SLV	1.00
2023-06-02	GTM	SLV	1.00
2023-06-02	CRI	SLV	750.00
2023-06-05	GTM	SLV	1.00
2023-06-06	GTM	SLV	3.00
2023-06-06	GTM	SLV	1.50
2023-06-06	GTM	DOM	33,647.00
2023-06-09	GTM	HND	26,209.32
2023-06-09	GTM	SLV	145.00
2023-06-09	GTM	DOM	60,634.00
2023-06-12	SIPA	SLV	200.00
2023-06-12	SIPA	SLV	200.00
2023-06-12	GTM	SLV	1.00
2023-06-12	GTM	SLV	3.00
2023-06-12	NIC	SLV	55.00
2023-06-14	GTM	DOM	995.00
2023-06-15	CRI	GTM	5.00
2023-06-15	GTM	DOM	807.72
2023-06-15	NIC	SLV	1.00
	⋮	⋮	⋮



Fecha valor	Débito	Crédito	Monto
⋮	⋮	⋮	⋮
2023-06-15	HND	SLV	2,443.96
2023-06-16	CRI	GTM	5.00
2023-06-16	HND	SLV	68.00
2023-06-19	GTM	DOM	3,495.00
2023-06-20	CRI	GTM	1.00
2023-06-20	GTM	CRI	1.00
2023-06-20	GTM	DOM	985.00
2023-06-20	GTM	SLV	305.00
2023-06-20	CRI	SLV	10.00
2023-06-21	GTM	HND	26,209.32
2023-06-21	GTM	SLV	375.00
2023-06-22	GTM	SLV	5.00
2023-06-23	NIC	SLV	30.00
2023-06-27	CRI	GTM	5.00
2023-06-27	SLV	HND	615.36
2023-06-27	GTM	DOM	6,008.00
2023-06-27	GTM	DOM	480.00
2023-06-27	GTM	DOM	4,625.00
2023-06-27	GTM	DOM	3,000.00
2023-06-27	GTM	SLV	1.00
2023-06-27	CRI	SLV	1.00
2023-06-28	DOM	CRI	5,275.00
2023-06-28	GTM	CRI	5.00
2023-06-28	GTM	CRI	16,251.92
2023-06-28	GTM	DOM	985.00
2023-06-28	DOM	SLV	5.00
2023-06-28	DOM	SLV	18.50
2023-06-29	CRI	SLV	500.00
2023-06-29	CRI	SLV	100.00
2023-06-29	CRI	SLV	190.00
2023-07-03	CRI	SLV	350.00
2023-07-03	CRI	SLV	1,186.50
2023-07-04	GTM	SLV	45.00
2023-07-04	NIC	SLV	80.00
2023-07-04	HND	SLV	2,443.96
2023-07-05	GTM	SLV	495.00
2023-07-06	GTM	DOM	18,867.56
2023-07-07	GTM	DOM	13,306.00
⋮	⋮	⋮	⋮

Fecha valor	Débito	Crédito	Monto
⋮	⋮	⋮	⋮
2023-07-07	GTM	DOM	190.00
2023-07-07	GTM	SLV	1.00
2023-07-10	GTM	SLV	0.02
2023-07-11	GTM	DOM	990.88
2023-07-11	GTM	SLV	2,835.98
2023-07-11	GTM	SLV	1.00
2023-07-11	GTM	SLV	45.00
2023-07-11	NIC	SLV	960.00
2023-07-12	GTM	SLV	45.00
2023-07-12	GTM	SLV	3,131.00
2023-07-12	GTM	SLV	2,011.00
2023-07-12	CRI	SLV	265.00
2023-07-12	CRI	SLV	4,000.00
2023-07-13	GTM	DOM	2,875.00
2023-07-13	NIC	SLV	610.00
2023-07-14	CRI	HND	5,452.30
2023-07-14	GTM	SLV	0.01
2023-07-17	CRI	HND	5,452.30
2023-07-17	GTM	DOM	6,995.00
2023-07-17	GTM	SLV	3,495.00
2023-07-17	CRI	SLV	200.00
2023-07-18	NIC	SLV	150.00
2023-07-18	CRI	SLV	50.00
2023-07-19	HND	SLV	58.00
2023-07-19	HND	SLV	48,998.00
2023-07-19	CRI	SLV	20.00
2023-07-20	GTM	SLV	1,705.00
2023-07-20	NIC	SLV	150.00
2023-07-21	GTM	DOM	77,220.76
2023-07-21	GTM	DOM	105.00
2023-07-21	NIC	SLV	1.09
2023-07-21	NIC	SLV	1.00
2023-07-24	SIPA	HND	9,500.00
2023-07-24	GTM	SLV	495.00
2023-07-24	HND	SLV	2,443.96
2023-07-25	DOM	HND	9,500.00
2023-07-25	NIC	DOM	150.00
2023-07-25	GTM	SLV	111.27
⋮	⋮	⋮	⋮

Fecha valor	Débito	Crédito	Monto
⋮	⋮	⋮	⋮
2023-07-25	DOM	SLV	140.00
2023-07-26	CRI	SLV	5,000.00
2023-07-26	GTM	SLV	60.13
2023-07-27	NIC	SLV	3.00
2023-07-28	DOM	HND	9,500.00
2023-07-28	DOM	SLV	100.00
2023-07-28	CRI	SLV	12,351.20
2023-07-28	NIC	SLV	45.00
2023-07-31	GTM	DOM	27,345.25
2023-07-31	GTM	DOM	3,300.00
2023-07-31	GTM	SLV	28.00
2023-07-31	GTM	SLV	188.00
2023-07-31	HND	SLV	2,443.96
2023-07-31	CRI	SLV	100.00
2023-07-31	CRI	SLV	20.00
2023-08-01	GTM	SLV	145.00
2023-08-01	GTM	SLV	46.00
2023-08-02	GTM	DOM	115.00
2023-08-02	GTM	DOM	1,413.96
2023-08-02	DOM	SLV	200.00
2023-08-02	GTM	SLV	45.00
2023-08-02	DOM	SLV	20.00
2023-08-02	HND	SLV	983.87
2023-08-03	CRI	GTM	5.00
2023-08-03	GTM	DOM	6,995.00
2023-08-03	GTM	DOM	105.00
2023-08-03	GTM	DOM	25.00
2023-08-03	GTM	SLV	633.30
2023-08-03	DOM	SLV	126.00
2023-08-03	CRI	SLV	50.00
2023-08-03	CRI	SLV	40.00
2023-08-03	CRI	SLV	75.00
2023-08-03	CRI	SLV	50.00
2023-08-03	CRI	SLV	1.00
2023-08-03	CRI	SLV	11,500.00
2023-08-04	CRI	GTM	5.00
2023-08-04	GTM	CRI	5.00
2023-08-04	GTM	DOM	151.00
⋮	⋮	⋮	⋮



Fecha valor	Débito	Crédito	Monto
⋮	⋮	⋮	⋮
2023-08-04	GTM	SLV	46.00
2023-08-04	GTM	SLV	35.00
2023-08-04	HND	SLV	98.00
2023-08-07	GTM	CRI	5.00
2023-08-07	GTM	DOM	4,669.42
2023-08-07	CRI	SLV	10.00
2023-08-07	CRI	SLV	50.00
2023-08-07	CRI	SLV	250.00
2023-08-07	CRI	SLV	1.00
2023-08-07	CRI	SLV	3,543.30
2023-08-07	CRI	SLV	50.00
2023-08-08	GTM	DOM	195.00
2023-08-08	GTM	SLV	5.00
2023-08-08	GTM	SLV	25.00
2023-08-08	GTM	SLV	5.00
2023-08-08	CRI	SLV	833.00
2023-08-08	CRI	SLV	110.00
2023-08-09	CRI	SLV	275.00
2023-08-09	NIC	SLV	30.00
2023-08-09	NIC	SLV	20,000.00
2023-08-09	CRI	SLV	2,000.00
2023-08-10	CRI	SLV	250.00
2023-08-10	GTM	SLV	1,468.24
2023-08-10	CRI	SLV	50.00
2023-08-10	CRI	SLV	75.00
2023-08-10	CRI	SLV	1,700.00
2023-08-11	GTM	SLV	5.00
2023-08-11	CRI	SLV	245.00
2023-08-11	CRI	SLV	5.00
2023-08-11	CRI	SLV	5.00
2023-08-11	CRI	SLV	300.00
2023-08-14	GTM	DOM	40,194.00
2023-08-14	GTM	DOM	2,995.00
2023-08-14	GTM	SLV	45.00
2023-08-15	CRI	SLV	398.87
2023-08-15	DOM	SLV	10.00
2023-08-15	CRI	SLV	1,533.00
2023-08-15	CRI	SLV	1,000.00
⋮	⋮	⋮	⋮

Fecha valor	Débito	Crédito	Monto
⋮	⋮	⋮	⋮
2023-08-15	CRI	SLV	2,000.00
2023-08-15	CRI	SLV	1,700.00
2023-08-17	GTM	SLV	645.00
2023-08-17	GTM	SLV	154.80
2023-08-17	GTM	SLV	95.00
2023-08-17	CRI	SLV	69.00
2023-08-17	CRI	SLV	100,000.00
2023-08-17	CRI	SLV	22.00
2023-08-17	CRI	SLV	200.00
2023-08-17	CRI	SLV	2,000.00
2023-08-18	GTM	HND	6,521.80
2023-08-18	GTM	SLV	433.00
2023-08-18	GTM	SLV	290.23
2023-08-18	CRI	SLV	5.00
2023-08-18	GTM	SLV	2,495.00
2023-08-18	GTM	SLV	25.00
2023-08-18	CRI	SLV	5,000.00
2023-08-21	GTM	DOM	1,995.00
2023-08-21	GTM	SLV	12,558.00
2023-08-21	GTM	SLV	3,535.00
2023-08-21	GTM	SLV	997.00
2023-08-21	GTM	SLV	245.00
2023-08-21	GTM	SLV	70.00
2023-08-21	GTM	SLV	1.00
2023-08-21	GTM	SLV	10.00
2023-08-21	CRI	SLV	20.00
2023-08-21	GTM	SLV	5,382.00
2023-08-21	CRI	SLV	300.00
2023-08-21	DOM	SLV	63.00
2023-08-21	CRI	SLV	137.00
2023-08-22	CRI	SLV	1,000.00
2023-08-24	GTM	HND	1,995.00
2023-08-24	GTM	HND	2,372.00
2023-08-24	GTM	DOM	1,995.00
2023-08-24	GTM	DOM	1,995.00
2023-08-24	GTM	SLV	752.87
2023-08-24	GTM	SLV	47,946.18
2023-08-24	GTM	SLV	45,799.15
⋮	⋮	⋮	⋮

Fecha valor	Débito	Crédito	Monto
⋮	⋮	⋮	⋮
2023-08-24	GTM	SLV	575.00
2023-08-24	GTM	SLV	41,344.96
2023-08-24	GTM	SLV	254.18
2023-08-24	GTM	SLV	95.00
2023-08-24	GTM	SLV	45,235.85
2023-08-24	CRI	SLV	1,533.00
2023-08-24	CRI	SLV	3,000.00
2023-08-24	CRI	SLV	14,273.73
2023-08-24	CRI	SLV	3,400.00
2023-08-24	CRI	SLV	2,000.00
2023-08-24	DOM	SLV	1,455.94
2023-08-25	GTM	HND	9,995.00
2023-08-25	GTM	DOM	8,995.00
2023-08-25	GTM	SLV	779.00
2023-08-25	NIC	SLV	0.25
2023-08-25	GTM	SLV	760.00
2023-08-28	GTM	SLV	94.81
2023-08-28	GTM	SLV	295.00
2023-08-28	GTM	SLV	15.00
2023-08-28	GTM	SLV	5.00
2023-08-28	GTM	SLV	6.00
2023-08-28	DOM	SLV	1.00
2023-08-28	DOM	SLV	7,500.00
2023-08-28	DOM	SLV	45.00
2023-08-28	CRI	SLV	659.35
2023-08-28	CRI	SLV	500.00
2023-08-28	CRI	SLV	20.00
2023-08-28	CRI	SLV	10.00
2023-08-29	NIC	DOM	7.00
2023-08-29	GTM	SLV	1.00
2023-08-29	GTM	SLV	3,495.00
2023-08-29	GTM	SLV	745.00
2023-08-29	GTM	SLV	1,468.24
2023-08-29	GTM	SLV	995.00
2023-08-29	GTM	SLV	334.88
2023-08-29	GTM	SLV	95.00
2023-08-29	GTM	SLV	995.00
2023-08-29	GTM	SLV	65.00
⋮	⋮	⋮	⋮



Fecha valor	Débito	Crédito	Monto
⋮	⋮	⋮	⋮
2023-08-29	GTM	SLV	10.00
2023-08-29	NIC	SLV	55.00
2023-08-29	NIC	SLV	175.00
2023-08-29	DOM	SLV	20.00
2023-08-29	CRI	SLV	3.00
2023-08-29	GTM	SLV	23,469.90
2023-08-29	CRI	SLV	1.00
2023-08-29	CRI	SLV	20.00
2023-08-30	CRI	HND	3,503.23
2023-08-30	GTM	SLV	53,499.40
2023-08-30	GTM	SLV	235.00
2023-08-30	NIC	SLV	600.00
2023-08-30	CRI	SLV	1,830.24
2023-08-31	GTM	DOM	2,995.00
2023-08-31	GTM	SLV	370.00
2023-08-31	GTM	SLV	45.00
2023-08-31	GTM	SLV	246.72
2023-08-31	GTM	SLV	2,995.00
2023-08-31	GTM	SLV	25.00
2023-08-31	GTM	SLV	1,495.00
2023-08-31	GTM	SLV	225.00
2023-08-31	GTM	SLV	225.00
2023-08-31	GTM	SLV	195.00
2023-08-31	GTM	SLV	495.00
2023-08-31	GTM	SLV	484.13
2023-08-31	GTM	SLV	18.00
2023-08-31	GTM	SLV	5,495.00
2023-08-31	HND	SLV	148.00
2023-08-31	GTM	SLV	19.00
2023-08-31	NIC	SLV	100.00
2023-08-31	CRI	SLV	100.00
2023-08-31	CRI	SLV	1,680.00
2023-08-31	CRI	SLV	2.00
2023-08-31	CRI	SLV	125.00
2023-09-01	GTM	DOM	4,605.00
2023-09-01	NIC	DOM	70.00
2023-09-01	GTM	SLV	1,895.00
2023-09-01	GTM	SLV	875.00
⋮	⋮	⋮	⋮

Fecha valor	Débito	Crédito	Monto
⋮	⋮	⋮	⋮
2023-09-01	GTM	SLV	13,006.16
2023-09-01	GTM	SLV	110.00
2023-09-01	GTM	SLV	7,695.00
2023-09-01	HND	SLV	18.00
2023-09-01	GTM	SLV	1,525.00
2023-09-01	GTM	SLV	335.00
2023-09-01	NIC	SLV	50.00
2023-09-01	HND	SLV	28.00
2023-09-01	NIC	SLV	45.00
2023-09-01	NIC	SLV	21.13
2023-09-01	NIC	SLV	100.00
2023-09-01	GTM	SLV	4,006.65
2023-09-01	GTM	SLV	27,681.25
2023-09-01	CRI	SLV	100.00
2023-09-01	CRI	SLV	723.50
2023-09-01	CRI	SLV	45.00
2023-09-04	GTM	DOM	21,661.96
2023-09-04	GTM	SLV	1,695.00
2023-09-04	GTM	SLV	20.00
2023-09-04	GTM	SLV	759.50
2023-09-04	GTM	SLV	195.00
2023-09-04	GTM	SLV	1,795.00
2023-09-04	GTM	SLV	4.00
2023-09-04	GTM	SLV	1,795.00
2023-09-04	GTM	SLV	35.00
2023-09-04	GTM	SLV	5.00
2023-09-04	NIC	SLV	70.00
2023-09-04	NIC	SLV	50.00
2023-09-05	GTM	DOM	3,095.00
2023-09-05	GTM	DOM	1,995.00
2023-09-05	GTM	DOM	3,645.00
2023-09-05	GTM	SLV	992.00
2023-09-05	GTM	SLV	29,795.00
2023-09-05	GTM	SLV	2,236.66
2023-09-05	GTM	SLV	270.00
2023-09-05	HND	SLV	358.00
2023-09-05	DOM	SLV	250.00
2023-09-06	CRI	DOM	2,664.00
⋮	⋮	⋮	⋮

Fecha valor	Débito	Crédito	Monto
⋮	⋮	⋮	⋮
2023-09-06	GTM	SLV	4.00
2023-09-06	GTM	SLV	1,117.65
2023-09-06	GTM	SLV	1,895.00
2023-09-06	GTM	SLV	172.90
2023-09-06	GTM	SLV	270.00
2023-09-06	DOM	SLV	6,403.82
2023-09-06	GTM	SLV	105.00
2023-09-06	GTM	SLV	31,951.26
2023-09-06	GTM	SLV	25.00
2023-09-06	GTM	SLV	125.00
2023-09-06	DOM	SLV	2.00
2023-09-06	CRI	SLV	22,962.18
2023-09-06	NIC	SLV	450.00
2023-09-06	DOM	SLV	572.26
2023-09-06	DOM	SLV	5.00
2023-09-06	DOM	SLV	20.00
2023-09-06	CRI	SLV	150.00
2023-09-06	CRI	SLV	1.00
2023-09-06	CRI	SLV	800.00
2023-09-06	CRI	SLV	200.00
2023-09-06	CRI	SLV	140.00
2023-09-06	CRI	SLV	500.00
2023-09-06	CRI	SLV	5.00
2023-09-06	DOM	SLV	5.00
2023-09-07	GTM	DOM	495.00
2023-09-07	GTM	SLV	1,044.16
2023-09-07	DOM	SLV	20.00
2023-09-07	DOM	SLV	100.00
2023-09-07	DOM	SLV	10.00
2023-09-07	DOM	SLV	20.00
2023-09-07	DOM	SLV	10.00
2023-09-07	DOM	SLV	20.00
2023-09-07	CRI	SLV	100.00
2023-09-08	GTM	DOM	8,995.00
2023-09-08	GTM	SLV	35.00
2023-09-08	GTM	SLV	31,951.26
2023-09-08	GTM	SLV	12,495.00
2023-09-08	NIC	SLV	1.00
⋮	⋮	⋮	⋮



Fecha valor	Débito	Crédito	Monto
⋮	⋮	⋮	⋮
2023-09-08	DOM	SLV	150.00
2023-09-08	DOM	SLV	1,600.00
2023-09-08	DOM	SLV	25.00
2023-09-08	CRI	SLV	55.00
2023-09-11	GTM	DOM	100.00
2023-09-11	GTM	DOM	21,661.96
2023-09-11	GTM	DOM	830.00
2023-09-11	GTM	SLV	434.25
2023-09-11	GTM	SLV	110.00
2023-09-11	GTM	SLV	1,242.00
2023-09-11	GTM	SLV	49.00
2023-09-11	GTM	SLV	295.00
2023-09-11	GTM	SLV	1,670.00
2023-09-11	CRI	SLV	5.00
2023-09-11	GTM	SLV	1.00
2023-09-11	GTM	SLV	1,155.00
2023-09-11	CRI	SLV	5.00
2023-09-11	CRI	SLV	350.00
2023-09-11	CRI	SLV	300.00
2023-09-11	NIC	SLV	0.01
2023-09-11	CRI	SLV	5.00
2023-09-11	CRI	SLV	5.00
2023-09-11	CRI	SLV	5.00
2023-09-11	CRI	SLV	5.00
2023-09-11	CRI	SLV	5.00
2023-09-11	CRI	SLV	5.00
2023-09-11	CRI	SLV	5.00
2023-09-11	CRI	SLV	5.00
2023-09-11	CRI	SLV	110.00
2023-09-11	CRI	SLV	1.00
2023-09-11	CRI	SLV	1.00
2023-09-12	GTM	SLV	15.00
2023-09-12	GTM	SLV	35.00
2023-09-12	GTM	SLV	1,595.00
2023-09-12	GTM	SLV	495.00
2023-09-12	GTM	SLV	1,463.83
2023-09-12	GTM	SLV	63.00
2023-09-12	GTM	SLV	118.71
2023-09-13	GTM	DOM	12,368.49
2023-09-13	GTM	SLV	845.00
⋮	⋮	⋮	⋮

Fecha valor	Débito	Crédito	Monto
⋮	⋮	⋮	⋮
2023-09-13	GTM	SLV	293.00
2023-09-13	CRI	SLV	90.00
2023-09-13	DOM	SLV	50.00
2023-09-13	DOM	SLV	572.26
2023-09-13	DOM	SLV	56.00
2023-09-13	DOM	SLV	70.00
2023-09-13	DOM	SLV	50.00
2023-09-13	DOM	SLV	16.00
2023-09-13	DOM	SLV	50.00
2023-09-13	CRI	SLV	55.00
2023-09-14	GTM	DOM	2,995.00
2023-09-14	GTM	SLV	195.00
2023-09-14	GTM	SLV	20.00
2023-09-14	GTM	SLV	1,393.16
2023-09-14	GTM	SLV	750.00
2023-09-14	DOM	SLV	300,000.00
2023-09-14	CRI	SLV	110.00
2023-09-14	CRI	SLV	25.00
2023-09-14	CRI	SLV	1,993.00
2023-09-18	GTM	DOM	4,995.00
2023-09-18	GTM	SLV	6.50
2023-09-18	GTM	SLV	210.00
2023-09-18	GTM	SLV	210.00
2023-09-18	GTM	SLV	581.00
2023-09-18	GTM	SLV	145.00
2023-09-18	GTM	SLV	0.12
2023-09-18	GTM	SLV	0.70
2023-09-18	DOM	SLV	15.00
2023-09-18	DOM	SLV	3,100.00
2023-09-18	CRI	SLV	67.00
2023-09-18	DOM	SLV	1,000.00
2023-09-18	CRI	SLV	3.00
2023-09-18	CRI	SLV	50.00
2023-09-19	GTM	SLV	45.00
2023-09-19	GTM	SLV	57.00
2023-09-19	GTM	SLV	145.00
2023-09-19	GTM	SLV	3,995.00
2023-09-19	DOM	SLV	840.00
⋮	⋮	⋮	⋮

Fecha valor	Débito	Crédito	Monto
⋮	⋮	⋮	⋮
2023-09-19	CRI	SLV	100.00
2023-09-20	GTM	SLV	5.00
2023-09-20	GTM	SLV	44,995.00
2023-09-20	DOM	SLV	25.00
2023-09-20	GTM	SLV	245.00
2023-09-20	GTM	SLV	1,395.00
2023-09-20	GTM	SLV	5.00
2023-09-20	GTM	SLV	195.00
2023-09-20	GTM	SLV	160.00
2023-09-20	NIC	SLV	60.00
2023-09-20	NIC	SLV	10.00
2023-09-20	DOM	SLV	45.09
2023-09-20	DOM	SLV	1,600.00
2023-09-21	GTM	DOM	4,995.00
2023-09-21	GTM	DOM	9,495.00
2023-09-21	GTM	SLV	745.00
2023-09-21	GTM	SLV	59.00
2023-09-21	GTM	SLV	309.54
2023-09-21	GTM	SLV	995.00
2023-09-21	GTM	SLV	505.00
2023-09-21	HND	SLV	18.00
2023-09-21	DOM	SLV	1.00
2023-09-21	CRI	SLV	100.00
2023-09-21	NIC	SLV	40.00
2023-09-21	CRI	SLV	1,000.00
2023-09-22	GTM	DOM	12,368.49
2023-09-22	GTM	SLV	175.00
2023-09-22	GTM	SLV	120.00
2023-09-22	CRI	SLV	250.00
2023-09-22	CRI	SLV	250.00
2023-09-22	CRI	SLV	50.00
2023-09-22	CRI	SLV	500.00
2023-09-25	DOM	CRI	100.00
2023-09-25	GTM	HND	14,995.00
2023-09-25	GTM	SLV	95.00
2023-09-25	GTM	SLV	5.00
2023-09-25	GTM	SLV	5.00
2023-09-25	GTM	SLV	55.00
⋮	⋮	⋮	⋮



Fecha valor	Débito	Crédito	Monto
⋮	⋮	⋮	⋮
2023-09-25	GTM	SLV	15.00
2023-09-25	CRI	SLV	200.00
2023-09-25	CRI	SLV	50.00
2023-09-25	CRI	SLV	45.00
2023-09-25	CRI	SLV	1,000.00
2023-09-25	CRI	SLV	100.00
2023-09-26	GTM	SLV	653.50
2023-09-26	DOM	SLV	2.00
2023-09-26	GTM	SLV	195.00
2023-09-26	GTM	SLV	195.00
2023-09-26	GTM	SLV	1,006.63
2023-09-26	GTM	SLV	3,226.20
2023-09-26	GTM	SLV	1.00
2023-09-26	GTM	SLV	277.00
2023-09-26	GTM	SLV	6,584.50
2023-09-26	NIC	SLV	120.00
2023-09-27	GTM	SLV	655.00
2023-09-27	GTM	SLV	495.00
2023-09-27	GTM	SLV	4,995.00
2023-09-27	NIC	SLV	555.00
2023-09-27	HND	SLV	18.00
2023-09-27	HND	SLV	55.50
2023-09-27	GTM	SLV	65.00
2023-09-27	GTM	SLV	41.40
2023-09-27	GTM	SLV	33.00
2023-09-27	GTM	SLV	1.00
2023-09-27	CRI	SLV	50.00
2023-09-27	CRI	SLV	110.00
2023-09-28	NIC	DOM	10.00
2023-09-28	GTM	DOM	3,995.00
2023-09-28	GTM	SLV	195.00
2023-09-28	GTM	SLV	180.00
2023-09-28	GTM	SLV	45.00
2023-09-28	GTM	SLV	908.52
2023-09-29	GTM	DOM	1,110.00
2023-09-29	GTM	SLV	495.00
2023-09-29	GTM	SLV	70.00
2023-09-29	GTM	SLV	3,388.10
⋮	⋮	⋮	⋮

Fecha valor	Débito	Crédito	Monto
⋮	⋮	⋮	⋮
2023-09-29	GTM	SLV	151.86
2023-09-29	GTM	SLV	156.68
2023-09-29	GTM	SLV	745.00
2023-09-29	GTM	SLV	642.00
2023-09-29	GTM	SLV	535.00
2023-09-29	NIC	SLV	137.00
2023-09-29	NIC	SLV	3,352.00
2023-09-29	CRI	SLV	40.00
2023-09-29	DOM	SLV	150.00
2023-09-29	CRI	SLV	53.27
2023-10-02	GTM	DOM	60.00
2023-10-02	GTM	DOM	791.00
2023-10-02	GTM	DOM	28,055.02
2023-10-02	GTM	SLV	31.00
2023-10-02	GTM	SLV	5.00
2023-10-02	GTM	SLV	195.00
2023-10-02	GTM	SLV	195.00
2023-10-02	GTM	SLV	35.00
2023-10-02	CRI	SLV	110.00
2023-10-02	CRI	SLV	150.00
2023-10-02	CRI	SLV	20.00
2023-10-02	CRI	SLV	1.50
2023-10-02	CRI	SLV	100.00
2023-10-03	GTM	SLV	445.00
2023-10-03	GTM	SLV	595.00
2023-10-03	GTM	SLV	1,395.00
2023-10-03	GTM	SLV	2,097.60
2023-10-03	GTM	SLV	295.00
2023-10-03	GTM	SLV	95.00
2023-10-03	GTM	SLV	295.00
2023-10-03	GTM	SLV	4.00
2023-10-03	NIC	SLV	120.00
2023-10-03	NIC	SLV	20.00
2023-10-03	CRI	SLV	75.00
2023-10-03	CRI	SLV	250.00
2023-10-03	GTM	SLV	15.00
2023-10-03	GTM	SLV	151.86
2023-10-03	GTM	SLV	147.00
⋮	⋮	⋮	⋮

Fecha valor	Débito	Crédito	Monto
⋮	⋮	⋮	⋮
2023-10-03	GTM	SLV	95.00
2023-10-03	GTM	SLV	15.00
2023-10-03	GTM	SLV	59.00
2023-10-03	GTM	SLV	195.00
2023-10-03	GTM	SLV	48.00
2023-10-04	GTM	SLV	15.00
2023-10-04	GTM	SLV	151.00
2023-10-04	GTM	SLV	35.00
2023-10-04	GTM	SLV	245.00
2023-10-04	GTM	SLV	295.00
2023-10-04	GTM	SLV	1,495.00
2023-10-04	GTM	SLV	795.00
2023-10-04	CRI	SLV	41.35
2023-10-04	CRI	SLV	325.00
2023-10-04	CRI	SLV	46.96
2023-10-05	GTM	SLV	295.00
2023-10-05	GTM	SLV	1.00
2023-10-05	GTM	SLV	5,088.50
2023-10-05	GTM	SLV	161.00
2023-10-05	CRI	SLV	1.00
2023-10-05	CRI	SLV	10.00
2023-10-05	CRI	SLV	3,000.00
2023-10-06	GTM	SLV	2,097.60
2023-10-06	GTM	SLV	45.00
2023-10-06	GTM	SLV	995.00
2023-10-06	GTM	SLV	995.00
2023-10-06	GTM	SLV	195.00
2023-10-09	GTM	SLV	17,796.19
2023-10-09	GTM	SLV	1,995.00
2023-10-09	NIC	SLV	60.00
2023-10-09	NIC	SLV	300.00
2023-10-09	NIC	SLV	115.00
2023-10-10	SIPA	HND	9,898.00
2023-10-10	GTM	HND	29,995.00
2023-10-10	GTM	DOM	1,110.00
2023-10-10	GTM	SLV	45.00
2023-10-10	GTM	SLV	25.00
2023-10-10	DOM	SLV	60.00
⋮	⋮	⋮	⋮



Fecha valor	Débito	Crédito	Monto
⋮	⋮	⋮	⋮
2023-10-10	GTM	SLV	173.87
2023-10-10	GTM	SLV	60.00
2023-10-10	GTM	SLV	5.34
2023-10-10	GTM	SLV	45.00
2023-10-10	NIC	SLV	30.00
2023-10-10	HND	SLV	1,098.00
2023-10-10	CRI	SLV	10.00
2023-10-10	CRI	SLV	177.00
2023-10-10	CRI	SLV	200.00
2023-10-11	DOM	HND	9,900.00
2023-10-11	GTM	NIC	795.00
2023-10-11	GTM	DOM	179,995.00
2023-10-11	DOM	SLV	60.00
2023-10-11	CRI	SLV	30.00
2023-10-11	GTM	SLV	105.00
2023-10-11	GTM	SLV	7.00
2023-10-11	GTM	SLV	329.51
2023-10-11	GTM	SLV	10,596.15
2023-10-11	GTM	SLV	14,457.90
2023-10-12	DOM	SLV	9.00
2023-10-12	CRI	SLV	20.00
2023-10-12	CRI	SLV	925.00
2023-10-12	CRI	SLV	15,669.72
2023-10-13	GTM	SLV	230.47
2023-10-13	NIC	SLV	5.00
2023-10-13	NIC	SLV	70.00
2023-10-13	CRI	SLV	10.00
2023-10-13	CRI	SLV	4.50
2023-10-13	CRI	SLV	60.00
2023-10-16	CRI	SLV	5.00
2023-10-16	CRI	SLV	15,669.72
2023-10-16	CRI	SLV	55.00
2023-10-16	CRI	SLV	10.00
2023-10-16	CRI	SLV	90.00
2023-10-16	CRI	SLV	3.00
2023-10-16	CRI	SLV	100.00
2023-10-16	CRI	SLV	2.00
2023-10-16	CRI	SLV	150.00
⋮	⋮	⋮	⋮

Fecha valor	Débito	Crédito	Monto
⋮	⋮	⋮	⋮
2023-10-16	GTM	SLV	995.00
2023-10-16	GTM	SLV	5.00
2023-10-16	GTM	SLV	5.00
2023-10-16	GTM	SLV	95.00
2023-10-16	GTM	SLV	5.00
2023-10-16	GTM	DOM	53,421.96
2023-10-16	HND	SLV	1,998.00
2023-10-16	NIC	SLV	900.00
2023-10-17	CRI	SLV	90.00
2023-10-17	CRI	SLV	85.00
2023-10-17	GTM	SLV	10.00
2023-10-17	GTM	SLV	295.00
2023-10-17	GTM	SLV	755.00
2023-10-17	GTM	SLV	57.00
2023-10-17	GTM	SLV	145.00
2023-10-17	GTM	SLV	200.00
2023-10-17	GTM	SLV	5.00
2023-10-17	GTM	SLV	10.00
2023-10-17	GTM	NIC	795.00
2023-10-17	HND	SLV	1,074.00
2023-10-18	CRI	SLV	4.00
2023-10-18	CRI	SLV	1,530.00
2023-10-18	GTM	SLV	114.00
2023-10-18	GTM	SLV	432.00
2023-10-18	GTM	SLV	145.00
2023-10-18	GTM	SLV	25.00
2023-10-18	GTM	SLV	3,928.10
2023-10-18	GTM	SLV	14,457.90
2023-10-18	GTM	SLV	9,595.00
2023-10-18	NIC	SLV	3.00
2023-10-18	NIC	SLV	600.00
2023-10-19	CRI	SLV	457.39
2023-10-19	CRI	SLV	410.00
2023-10-19	GTM	SLV	370.00
2023-10-19	GTM	SLV	1,364.50
2023-10-19	GTM	SLV	2.00
2023-10-19	GTM	SLV	562.00
2023-10-19	GTM	SLV	89.10
⋮	⋮	⋮	⋮

Fecha valor	Débito	Crédito	Monto
⋮	⋮	⋮	⋮
2023-10-19	HND	SLV	17.00
2023-10-20	CRI	SLV	102.00
2023-10-20	NIC	SLV	500.00
2023-10-23	CRI	SLV	15.00
2023-10-23	CRI	SLV	10.00
2023-10-23	CRI	SLV	15.00
2023-10-23	CRI	SLV	200.00
2023-10-23	CRI	SLV	766.66
2023-10-23	GTM	SLV	125.00
2023-10-23	GTM	SLV	77.00
2023-10-23	GTM	SLV	145.00
2023-10-23	GTM	SLV	45.00
2023-10-23	GTM	SLV	9,590.00
2023-10-23	GTM	SLV	95.00
2023-10-24	CRI	SLV	75.00
2023-10-24	GTM	SLV	370.00
2023-10-24	GTM	SLV	4,995.00
2023-10-24	GTM	SLV	9,995.00
2023-10-24	GTM	SLV	35.00
2023-10-24	GTM	SLV	684.43
2023-10-24	GTM	SLV	27,866.90
2023-10-24	GTM	DOM	645.00
2023-10-24	GTM	DOM	1,947.00
2023-10-24	HND	SLV	523.00
2023-10-24	HND	SLV	8.00
2023-10-24	HND	SLV	738.00
2023-10-24	NIC	SLV	40.00
2023-10-25	CRI	SLV	90.00
2023-10-25	CRI	SLV	200.00
2023-10-25	GTM	SLV	2,615.00
2023-10-25	GTM	SLV	515.00
2023-10-25	GTM	SLV	2,988.78
2023-10-25	GTM	SLV	3,928.10
2023-10-25	GTM	SLV	75.00
2023-10-25	GTM	SLV	41.00
2023-10-25	GTM	SLV	14,457.90
2023-10-25	GTM	DOM	1,995.00
2023-10-25	NIC	SLV	350.00
⋮	⋮	⋮	⋮



Fecha valor	Débito	Crédito	Monto
⋮	⋮	⋮	⋮
2023-10-26	CRI	SLV	68.40
2023-10-26	CRI	SLV	5.00
2023-10-26	CRI	SLV	56.53
2023-10-26	GTM	SLV	173.00
2023-10-26	GTM	SLV	190.17
2023-10-26	GTM	SLV	645.00
2023-10-26	GTM	SLV	1,017.67
2023-10-26	GTM	SLV	55.00
2023-10-26	GTM	SLV	162.13
2023-10-26	GTM	SLV	55.00
2023-10-26	GTM	SLV	375.00
2023-10-26	GTM	SLV	705.00
2023-10-26	GTM	SLV	0.50
2023-10-26	GTM	DOM	2,385.00
2023-10-26	NIC	SLV	50.00
2023-10-27	CRI	SLV	141.00
2023-10-27	CRI	SLV	200.00
2023-10-27	CRI	SLV	200.00
2023-10-27	GTM	SLV	16.02
2023-10-27	GTM	SLV	2,375.00
2023-10-27	GTM	SLV	4,306.00
2023-10-27	GTM	SLV	1,795.00
2023-10-27	GTM	DOM	1,995.00
2023-10-27	GTM	DOM	5,005.00
2023-10-27	HND	SLV	91.00
2023-10-30	CRI	SLV	361.00
2023-10-30	CRI	SLV	300.00
2023-10-30	CRI	SLV	50.00
2023-10-30	CRI	SLV	1,000.00
2023-10-30	GTM	DOM	1,947.00
2023-10-30	NIC	SLV	640.00
2023-10-30	NIC	SLV	20.00
2023-10-31	CRI	SLV	2,000.00
2023-10-31	SLV	HND	800.00
2023-10-31	GTM	SLV	55.00
2023-10-31	GTM	SLV	6,328.50
2023-10-31	GTM	SLV	1,506.00
2023-10-31	GTM	SLV	59.00
⋮	⋮	⋮	⋮

Fecha valor	Débito	Crédito	Monto
⋮	⋮	⋮	⋮
2023-10-31	GTM	SLV	20.00
2023-10-31	GTM	SLV	146.00
2023-10-31	GTM	SLV	45.00
2023-10-31	GTM	SLV	3,988.10
2023-10-31	GTM	HND	245.00
2023-11-01	CRI	SLV	50.00
2023-11-01	CRI	SLV	100.00
2023-11-02	HND	SLV	93.00
2023-11-02	NIC	SLV	640.00
2023-11-02	NIC	SLV	30.00
2023-11-02	NIC	HND	400.00
2023-11-03	CRI	SLV	400.00
2023-11-03	CRI	SLV	400.00
2023-11-03	CRI	SLV	400.00
2023-11-03	CRI	SLV	100.00
2023-11-03	CRI	SLV	50.00
2023-11-03	CRI	SLV	56.00
2023-11-03	GTM	SLV	1,040.00
2023-11-03	GTM	SLV	2.00
2023-11-03	GTM	SLV	147.00
2023-11-03	GTM	SLV	1,115.00
2023-11-03	GTM	SLV	3,345.70
2023-11-03	GTM	DOM	2,385.00
2023-11-03	GTM	DOM	793.00
2023-11-07	CRI	HND	11,691.72
2023-11-07	GTM	DOM	5,016.50
2023-11-07	GTM	SLV	120.00
2023-11-07	GTM	SLV	129.00
2023-11-07	GTM	SLV	2,875.00
2023-11-07	GTM	SLV	1,995.00
2023-11-07	GTM	SLV	5,511.40
2023-11-07	GTM	SLV	45.00
2023-11-07	GTM	SLV	45.00
2023-11-07	GTM	SLV	759.50
2023-11-07	GTM	SLV	1,995.00
2023-11-07	CRI	SLV	5.00
2023-11-07	CRI	SLV	300.00
2023-11-07	CRI	SLV	1.00
⋮	⋮	⋮	⋮

Fecha valor	Débito	Crédito	Monto
⋮	⋮	⋮	⋮
2023-11-07	CRI	SLV	203.00
2023-11-07	NIC	SLV	730.00
2023-11-07	HND	SLV	10.00
2023-11-07	CRI	SLV	350.00
2023-11-07	CRI	SLV	200.00
2023-11-07	CRI	SLV	450.00
2023-11-07	CRI	SLV	350.00
2023-11-07	CRI	SLV	350.00
2023-11-07	CRI	SLV	5.00
2023-11-08	GTM	SLV	11,578.52
2023-11-08	GTM	SLV	115.00
2023-11-08	GTM	SLV	1,958.00
2023-11-08	GTM	SLV	876.00
2023-11-08	GTM	SLV	1.00
2023-11-08	GTM	SLV	14,457.90
2023-11-08	GTM	SLV	5.00
2023-11-08	GTM	SLV	5.00
2023-11-08	GTM	SLV	3,345.70
2023-11-08	GTM	SLV	245.00
2023-11-08	GTM	SLV	490.00
2023-11-08	GTM	SLV	65.00
2023-11-08	GTM	SLV	25.00
2023-11-08	GTM	SLV	2,990.00
2023-11-08	HND	SLV	100.00
2023-11-08	NIC	SLV	70.00
2023-11-08	CRI	SLV	70.00
2023-11-09	NIC	CRI	20.00
2023-11-09	GTM	DOM	3,510.42
2023-11-09	HND	DOM	34,680.00
2023-11-09	GTM	SLV	145.00
2023-11-09	CRI	SLV	112.00
2023-11-09	CRI	SLV	195.00
2023-11-09	GTM	SLV	99,995.00
2023-11-09	CRI	SLV	250.00
2023-11-10	GTM	DOM	1,519.12
2023-11-10	GTM	DOM	793.00
2023-11-10	GTM	SLV	45.00
2023-11-10	GTM	SLV	109.67
⋮	⋮	⋮	⋮



Fecha valor	Débito	Crédito	Monto
⋮	⋮	⋮	⋮
2023-11-10	GTM	SLV	195.00
2023-11-10	GTM	SLV	17,940.61
2023-11-10	GTM	SLV	2,495.00
2023-11-10	GTM	SLV	20.00
2023-11-10	GTM	SLV	5.00
2023-11-10	GTM	SLV	15.16
2023-11-10	NIC	SLV	20.00
2023-11-10	CRI	SLV	10.00
2023-11-13	CRI	SLV	250.00
2023-11-13	CRI	SLV	50.00
2023-11-13	CRI	SLV	250.00
2023-11-13	CRI	SLV	56.00
2023-11-13	CRI	SLV	56.00
2023-11-13	GTM	SLV	9,637.50
2023-11-13	GTM	SLV	9,132.64
2023-11-13	GTM	SLV	1,795.00
2023-11-13	GTM	SLV	275.00
2023-11-13	GTM	SLV	378.87
2023-11-13	GTM	SLV	41,995.00
2023-11-13	GTM	SLV	3,340.70
2023-11-13	GTM	SLV	25.00
2023-11-13	GTM	DOM	5,005.00
2023-11-13	HND	SLV	5,500.00
2023-11-14	CRI	SLV	132.00
2023-11-14	CRI	SLV	100.00
2023-11-14	CRI	SLV	30.00
2023-11-14	GTM	SLV	2,995.00
2023-11-14	GTM	SLV	295.00
2023-11-14	GTM	SLV	695.00
2023-11-14	GTM	SLV	1,295.00
2023-11-14	GTM	SLV	348.50
2023-11-14	GTM	SLV	5.00
2023-11-14	NIC	SLV	150.00
2023-11-15	SLV	DOM	3,575.00
2023-11-15	GTM	SLV	105.00
2023-11-15	GTM	SLV	160.00
2023-11-15	GTM	SLV	25.00
2023-11-15	GTM	SLV	15.00
⋮	⋮	⋮	⋮

Fecha valor	Débito	Crédito	Monto
⋮	⋮	⋮	⋮
2023-11-15	NIC	SLV	400.00
2023-11-16	GTM	SLV	15.00
2023-11-16	GTM	SLV	195.00
2023-11-16	GTM	DOM	2,280.00
2023-11-16	NIC	DOM	138.00
2023-11-16	DOM	SLV	2,000.00
2023-11-17	GTM	SLV	406.00
2023-11-17	GTM	SLV	745.00
2023-11-17	GTM	SLV	739.00
2023-11-17	GTM	SLV	5.27
2023-11-17	GTM	SLV	1.00
2023-11-17	GTM	SLV	1,320.00
2023-11-17	GTM	DOM	245.00
2023-11-17	GTM	DOM	57,220.00
2023-11-17	HND	SLV	850.00
2023-11-20	CRI	SLV	100.00
2023-11-20	CRI	SLV	841.00
2023-11-20	GTM	SLV	785.00
2023-11-20	GTM	SLV	15.00
2023-11-20	GTM	SLV	8.00
2023-11-20	GTM	SLV	195.00
2023-11-20	GTM	SLV	495.00
2023-11-20	GTM	DOM	4,324.50
2023-11-21	GTM	SLV	8.00
2023-11-21	GTM	SLV	795.00
2023-11-21	GTM	SLV	15.00
2023-11-21	GTM	SLV	45.00
2023-11-22	CRI	SLV	300.00
2023-11-22	CRI	SLV	100.00
2023-11-22	GTM	SLV	53.00
2023-11-22	GTM	SLV	125.00
2023-11-22	GTM	SLV	425.00
2023-11-22	GTM	DOM	5,005.00
2023-11-22	HND	SLV	10.00
2023-11-23	GTM	SLV	95.00
2023-11-23	GTM	SLV	95.00
2023-11-23	HND	SLV	335.00
2023-11-24	CRI	SLV	250.00
⋮	⋮	⋮	⋮

Fecha valor	Débito	Crédito	Monto
⋮	⋮	⋮	⋮
2023-11-24	CRI	SLV	2,080.00
2023-11-24	GTM	SLV	55.00
2023-11-24	GTM	SLV	2.00
2023-11-24	HND	SLV	2.00
2023-11-27	CRI	SLV	130.00
2023-11-27	CRI	SLV	1.00
2023-11-27	GTM	SLV	131.00
2023-11-27	GTM	SLV	2,174.85
2023-11-27	GTM	SLV	5.00
2023-11-27	GTM	SLV	1,002.28
2023-11-27	GTM	SLV	5.00
2023-11-27	GTM	SLV	33.00
2023-11-27	GTM	SLV	3,242.28
2023-11-27	GTM	DOM	4,995.00
2023-11-27	HND	SLV	59.80
2023-11-27	NIC	CRI	100.00
2023-11-28	CRI	SLV	0.05
2023-11-28	CRI	SLV	50.00
2023-11-28	CRI	SLV	2,590.00
2023-11-28	CRI	SLV	50.00
2023-11-28	SLV	HND	1,070.00
2023-11-28	GTM	SLV	245.00
2023-11-28	GTM	SLV	295.00
2023-11-28	GTM	SLV	1,285.32
2023-11-28	GTM	DOM	4,995.00
2023-11-28	NIC	SLV	100.00
2023-11-28	NIC	SLV	20.00
2023-11-29	CRI	SLV	357.00
2023-11-29	CRI	SLV	6,265.58
2023-11-29	CRI	SLV	2,590.00
2023-11-29	CRI	SLV	45.00
2023-11-29	GTM	SLV	115.00
2023-11-29	GTM	SLV	5.70
2023-11-29	DOM	SLV	4.00
2023-11-30	GTM	SLV	4,468.75
2023-11-30	GTM	SLV	1,116.06
2023-11-30	GTM	SLV	95.00
2023-11-30	GTM	SLV	513.00
⋮	⋮	⋮	⋮



Fecha valor	Débito	Crédito	Monto
⋮	⋮	⋮	⋮
2023-11-30	GTM	SLV	30.00
2023-11-30	GTM	DOM	2,280.00
2023-11-30	NIC	SLV	100.00
2023-12-01	GTM	SLV	500.00
2023-12-01	GTM	SLV	500.00
2023-12-01	GTM	SLV	100.00
2023-12-01	GTM	DOM	5,000.00
2023-12-01	GTM	DOM	4,521.50
2023-12-01	HND	SLV	20,000.00
2023-12-01	HND	SLV	10,000.00
2023-12-04	CRI	SLV	10.00
2023-12-04	CRI	SLV	357.00
2023-12-04	CRI	SLV	50.00
2023-12-04	CRI	SLV	277.90
2023-12-04	CRI	SLV	540.00
2023-12-04	GTM	SLV	68.00
2023-12-04	GTM	SLV	16,226.89
2023-12-04	GTM	SLV	100.00
2023-12-04	GTM	SLV	4.00
2023-12-04	GTM	SLV	593.00
2023-12-04	GTM	SLV	35.00
2023-12-04	HND	SLV	50.00
2023-12-04	HND	SLV	2,300.00
2023-12-04	DOM	CRI	70.00
2023-12-05	CRI	SLV	3,000.00
2023-12-05	CRI	SLV	5.00
2023-12-05	GTM	SLV	68.00
2023-12-05	GTM	SLV	100.00
2023-12-05	GTM	SLV	40.00
2023-12-05	GTM	SLV	313.87
2023-12-05	GTM	SLV	378.87
2023-12-05	GTM	SLV	65.00
2023-12-05	GTM	SLV	3.00
2023-12-05	HND	SLV	1,300.00
2023-12-06	CRI	SLV	33.00
2023-12-06	GTM	SLV	80.00
2023-12-06	GTM	SLV	42,000.00
2023-12-06	GTM	SLV	40.00
⋮	⋮	⋮	⋮

Fecha valor	Débito	Crédito	Monto
⋮	⋮	⋮	⋮
2023-12-07	CRI	SLV	50.00
2023-12-07	CRI	SLV	1.00
2023-12-07	GTM	SLV	330.00
2023-12-07	GTM	SLV	600.00
2023-12-07	GTM	SLV	78.87
2023-12-07	NIC	SLV	20.00
2023-12-07	NIC	SLV	3,573.00
2023-12-07	DOM	CRI	70.00
2023-12-08	CRI	SLV	5,000.00
2023-12-08	CRI	SLV	15.00
2023-12-08	CRI	SLV	20.00
2023-12-08	GTM	CRI	30.00
2023-12-08	GTM	SLV	2,865.74
2023-12-08	GTM	SLV	2,648.34
2023-12-11	CRI	SLV	5,000.00
2023-12-11	CRI	SLV	50.00
2023-12-11	CRI	SLV	50.00
2023-12-11	CRI	SLV	150.00
2023-12-11	CRI	SLV	200.00
2023-12-11	CRI	SLV	400.00
2023-12-11	GTM	DOM	1,000.00
2023-12-11	GTM	DOM	650.00
2023-12-12	CRI	SLV	4,150.00
2023-12-12	CRI	SLV	3,000.00
2023-12-12	CRI	SLV	100.00
2023-12-12	CRI	SLV	90.00
2023-12-12	CRI	SLV	200.00
2023-12-12	GTM	CRI	30.00
2023-12-12	GTM	SLV	99.00
2023-12-12	GTM	SLV	273.33
2023-12-12	GTM	SLV	68.00
2023-12-12	GTM	SLV	20.00
2023-12-12	GTM	SLV	2,700.00
2023-12-12	HND	SLV	50.00
2023-12-12	NIC	SLV	20.00
2023-12-12	NIC	SLV	40.00
2023-12-13	CRI	SLV	4,150.00
2023-12-13	CRI	SLV	50.00
⋮	⋮	⋮	⋮

Fecha valor	Débito	Crédito	Monto
⋮	⋮	⋮	⋮
2023-12-13	GTM	SLV	950.00
2023-12-13	GTM	SLV	70.00
2023-12-13	GTM	SLV	66.00
2023-12-13	GTM	SLV	17.00
2023-12-13	GTM	SLV	20.00
2023-12-13	GTM	DOM	2,199.19
2023-12-14	CRI	SLV	101.10
2023-12-14	GTM	SLV	6,859.13
2023-12-14	GTM	SLV	40.00
2023-12-14	GTM	SLV	5,000.00
2023-12-14	GTM	SLV	128.00
2023-12-14	GTM	SLV	3.00
2023-12-14	GTM	SLV	250.00
2023-12-14	GTM	SLV	110.00
2023-12-14	GTM	SLV	690.00
2023-12-14	GTM	SLV	150.00
2023-12-14	GTM	SLV	2,700.00
2023-12-14	HND	SLV	734.60
2023-12-15	CRI	SLV	459.73
2023-12-15	CRI	SLV	101.10
2023-12-15	GTM	SLV	445.04
2023-12-15	GTM	SLV	60.00
2023-12-18	SIPA	HND	25,000.00
2023-12-18	CRI	SLV	55,000.00
2023-12-18	CRI	SLV	348.00
2023-12-18	CRI	SLV	500.00
2023-12-18	GTM	SLV	200.00
2023-12-18	GTM	SLV	170.00
2023-12-19	CRI	SLV	55,000.00
2023-12-19	CRI	SLV	3,480.30
2023-12-19	CRI	DOM	3,900.00
2023-12-19	GTM	SLV	1.00
2023-12-19	GTM	SLV	1,838.82
2023-12-19	GTM	SLV	20.00
2023-12-19	HND	SLV	5.00
2023-12-19	HND	SLV	400.00
2023-12-19	NIC	SLV	20.00
2023-12-19	NIC	SLV	9.55
⋮	⋮	⋮	⋮



FIN DEL REPORTE

Fecha valor	Débito	Crédito	Monto
⋮	⋮	⋮	⋮
2023-12-19	NIC	SLV	221.52
2023-12-19	NIC	SLV	300.00
2023-12-20	CRI	SLV	200.00
2023-12-20	CRI	SLV	392.50
2023-12-20	GTM	SLV	25.00
2023-12-20	GTM	SLV	136.00
2023-12-20	GTM	SLV	1.00
2023-12-20	GTM	SLV	3,247.00
2023-12-20	GTM	SLV	116.75
2023-12-20	GTM	SLV	3,140.00
2023-12-20	GTM	SLV	150.00
2023-12-20	GTM	SLV	1,240.00
2023-12-20	GTM	SLV	256.00
2023-12-20	GTM	SLV	383.87
2023-12-20	GTM	SLV	45,000.00
2023-12-20	HND	SLV	138.00
2023-12-20	HND	SLV	40.00
2023-12-20	HND	DOM	5,000.00
2023-12-20	NIC	SLV	50.00
2023-12-21	CRI	SLV	200.00
2023-12-21	GTM	SLV	116.00
2023-12-21	GTM	SLV	25.00
2023-12-21	HND	SLV	15.00
2023-12-21	NIC	SLV	2,100.00
2023-12-22	CRI	SLV	3,150.00
2023-12-22	CRI	DOM	3,900.00
2023-12-22	CRI	DOM	1,800.00
2023-12-22	GTM	SLV	116.00
2023-12-22	GTM	SLV	4,371.52
2023-12-22	GTM	SLV	1,822.00
2023-12-22	GTM	SLV	511.00
2023-12-22	GTM	SLV	3,000.00
2023-12-22	GTM	DOM	23,038.10
2023-12-22	NIC	SLV	800.00
2023-12-22	NIC	HND	3,000.00
2023-12-22	DOM	SLV	30.00