



CONSEJO MONETARIO
CENTROAMERICANO

Secretaría Ejecutiva



Reporte Semanal del Sistema de Interconexión de Pagos (SIPA)

Semana del 25 al 29 de diciembre de 2023

Consejo Monetario Centroamericano
Elaborado: 8 de enero de 2024

<http://www.secmca.org/sipa/>

Resumen Ejecutivo

Semana del 25 al 29 de diciembre de 2023

Cuadro 1: Crecimiento en el uso del SIPA*

Monto	13.2%
Transacciones	193.8%

* crecimiento del acumulado de este año respecto al mismo período del año anterior

Cuadro 2: Resumen de operaciones efectuadas en SIPA*

	Pagos		Devoluciones	
	Monto	Transacciones	Monto	Transacciones
Esta semana	15,268,376.55	501	128,497.89	39
Este año	199,094,904.71	13169	4,552,655.56	1210
Desde inicio	1,408,941,957.89	37995	14,612,289.89	1859

* cierre al 29 de diciembre de 2023

Índice general

I Pagos realizados en la semana del 25 al 29 de diciembre de 2023	7
II Pagos realizados del 1 de enero al 29 de diciembre de 2023	17
III Pagos realizados del 3 de marzo de 2011 al 29 de diciembre de 2023	22
IV Devoluciones	35

Comité Técnico de Sistemas de Pagos

Banco Central de Costa Rica	Francisco Carvajal Chavarría	carvajalcf@bccr.fi.cr
Banco Central de Reserva de El Salvador	Juan Alberto Hernández Arévalo	juan.hernandez@bcr.gob.sv
Banco de Guatemala	Jorge Vinicio Cáceres Dávila	jvcd@banguat.gob.gt
Banco Central de Honduras	Horacio Laínez	horacio.lainez@bch.hn
Banco Central de Nicaragua	Oknan Alfredo Bello Dinartes	obello@bcn.gob.ni
Banco Central de la República Dominicana	Ángel González Tejada	a.gonzalez@bancentral.gov.do
Secretaría Ejecutiva CMCA	Luis Ortiz Cevallos (coordinador)	lortiz@secmca.org

Formatos de cuenta IBAN

País	Formato	Ejemplo
Costa Rica	CR2!n4!n14!n	CR05 0152 0200 1026 2840 66
El Salvador	SV2!n4!a20!n	SV 62 CENR 00000000000000700025
Guatemala	GT2!n4!c20!c	GT82 TRAJ 0102 0000 0012 1002 9690
Honduras	HN2!n4!???????	aún no registrado
Nicaragua	NI2!n4!c20!n	NI91 BAMC 0112 0203 0000 0355 8124
República Dominicana	DO2!n4!c20!n	DO28 BAGR 0000 0001 2124 5361 1324

Direcciones de correo SIPA

Gestor Institucional SIPA	gisip@bancentral.gov.do
Banco Central de Costa Rica	SIPACR@bccr.fi.cr
Banco Central de Reserva de El Salvador	SIPSV@BCR.GOB.SV
Banco de Guatemala	SIPGT@banguat.gob.gt
Banco Central de Honduras	sip@bch.hn
Banco Central de Nicaragua	SIPNI@bcn.gob.ni
Banco Central de la República Dominicana	siprd@bancentral.gov.do
Secretaría Ejecutiva CMCA	sip@secmca.org



Últimos hechos relevantes

No hay hechos relevantes esta semana.

Próximos feriados

29 de diciembre de 2023: Guatemala

FERIADOS DE 2023

	ENE	FEB	MAR	ABR	MAY	JUN	JUL	AGO	SEP	OCT	NOV	DIC
CRI	1			6 • 7 • 10	1		24	2 • 14	3 • 15			1 • 25
DOM	1 • 2 • 9 • 21 • 30	27		7	1	8		16	24		6	25
GTM	2			5 • 6 • 7	1	30	3	15	15	12 • 20	1	22 • 25 • 29
HND	2			5 • 6 • 7 • 17	1				15	4 • 5 • 6		25
NIC	2			6 • 7	1 • 30	19	19	1 • 10	14 • 15			8 • 25
SLV				6 • 7	1 • 10				15		2	25
USA	2 • 16	20			20	19	4		4		11 • 23	25

Parte I

Pagos realizados en la semana del 25 al 29 de diciembre de 2023

Cuadro 3: SIPA: Montos y número de transacciones Semana del 25 al 29 de diciembre de 2023 Por país de origen vs destino

—país de origen (fila) vs país de destino (columna)—


Credito Debito	CRI	DOM	GTM	HND	NIC	SLV	Total
Monto en USD							
CRI	0.00	0.00	18,409.77	0.00	339,000.00	14,683.10	372,092.87
DOM	0.00	0.00	1,390,736.46	68,844.06	87,874.92	1,500.00	1,548,955.44
GTM	0.00	0.00	0.00	0.00	0.00	0.00	0.00
HND	0.00	0.00	160,252.94	0.00	3,000.00	44,354.09	207,607.03
NIC	0.00	0.00	0.00	19,045.00	0.00	0.00	19,045.00
SLV	24,484.30	3,700.00	1,122,372.22	11,128,966.66	841,153.03	0.00	13,120,676.21
Total	24,484.30	3,700.00	2,691,771.39	11,216,855.72	1,271,027.95	60,537.19	15,268,376.55
Número de transacciones							
CRI	0	0	1	0	4	3	8
DOM	0	0	33	14	27	1	75
GTM	0	0	0	0	0	0	0
HND	0	0	6	0	1	5	12
NIC	0	0	0	1	0	0	1
SLV	9	15	232	51	98	0	405
Total	9	15	272	66	130	9	501

Figura 1: SIPA: Distribución de los montos y número de transacciones Semana del 25 al 29 de diciembre de 2023 Por país de origen y de destino

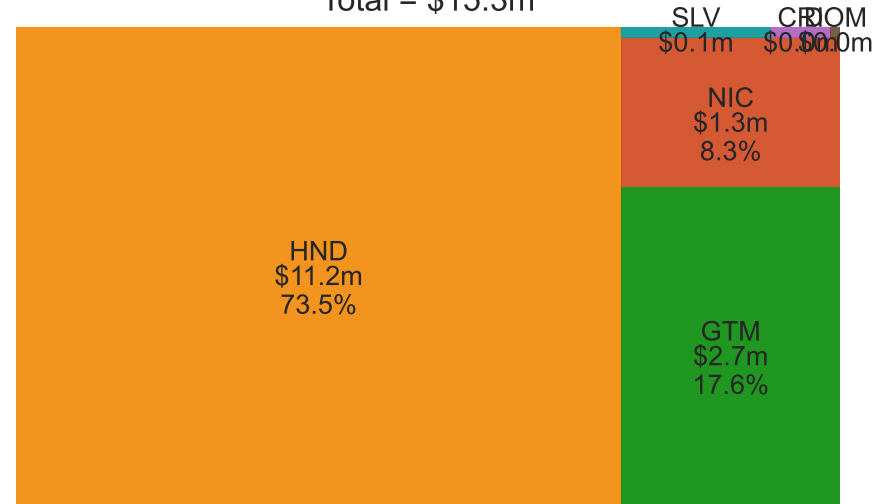
SIPA: Monto enviado por cada país
Total = \$15.3m



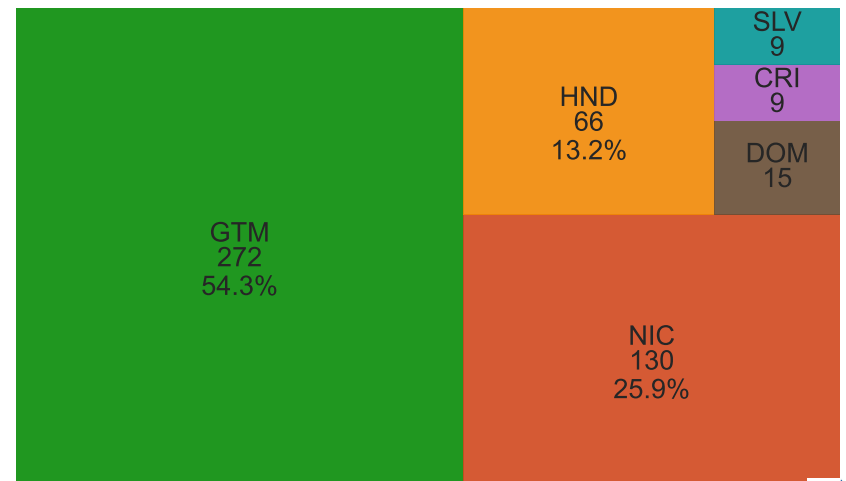
SIPA: Transacciones enviadas por cada país
Total = 501



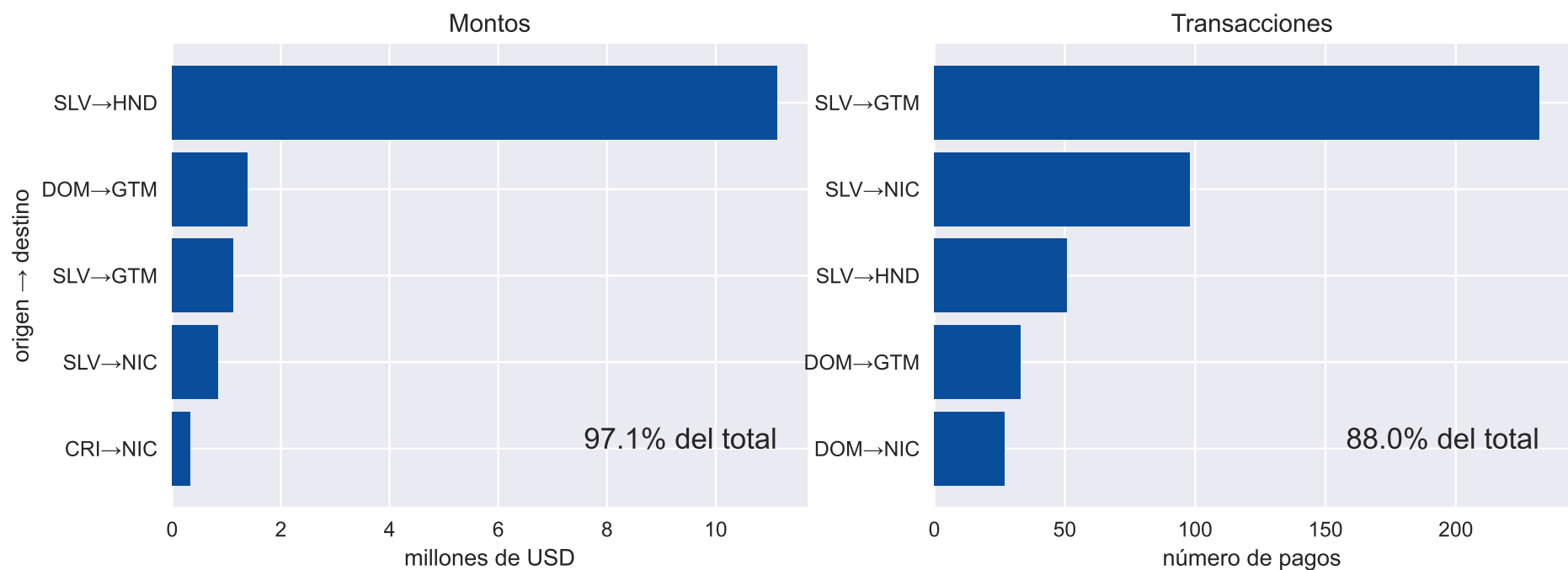
SIPA: Monto recibido por cada país
Total = \$15.3m



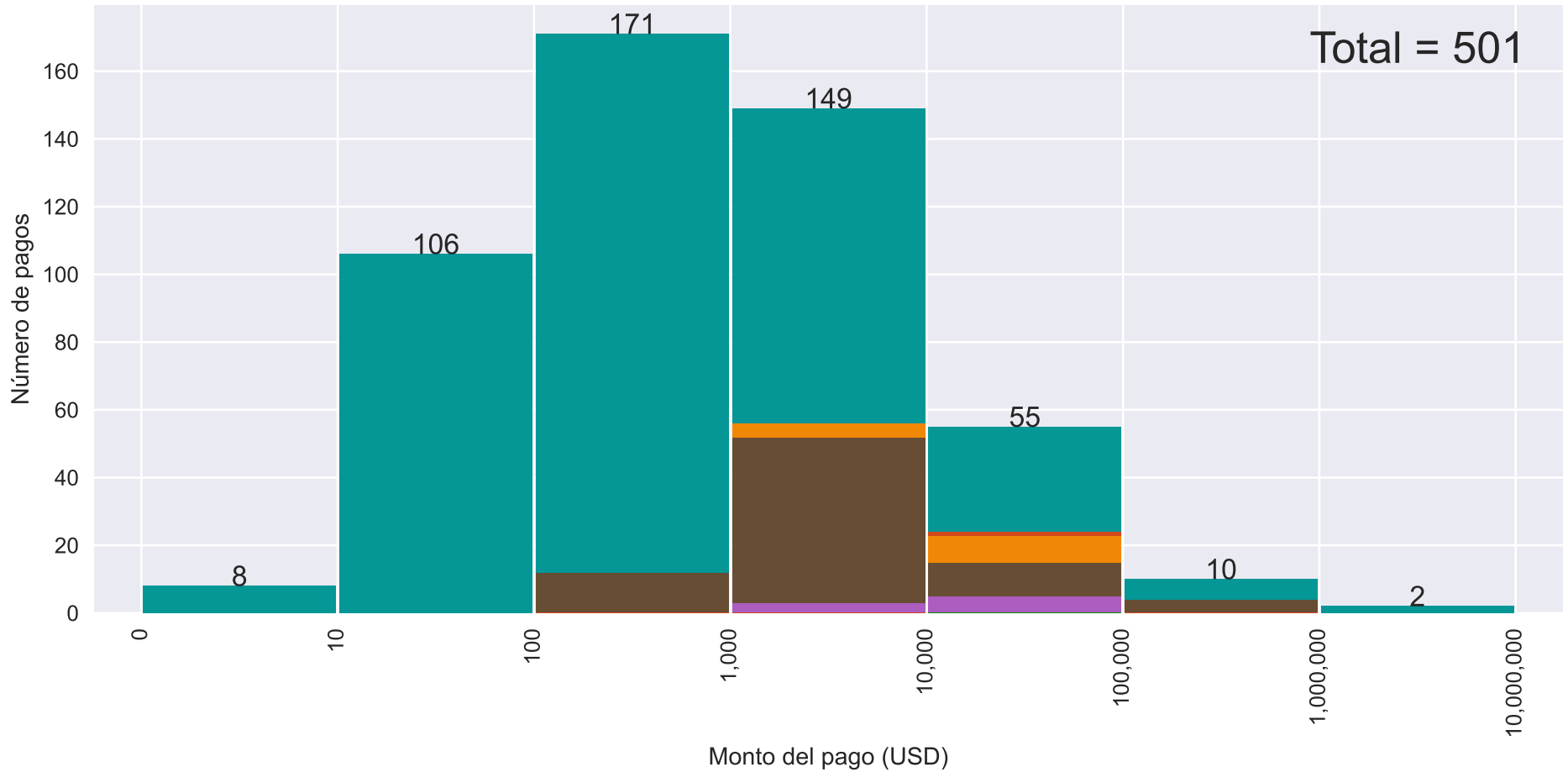
SIPA: Transacciones recibidas por cada país
Total = 501



**Figura 2: SIPA: Flujos de pagos predominantes
Semana del 25 al 29 de diciembre de 2023
Por países de origen→destino**



**Figura 3: SIPA: Distribución de los pagos
Semana del 25 al 29 de diciembre de 2023
Por monto del pago y país de origen**



Origen
■ CRI ■ DOM ■ GTM ■ HND ■ NIC ■ SLV

Cuadro 4: SIPA: Operaciones de 25 al 29 de diciembre de 2023

Fecha valor	Debito	Credito	Monto
2023-12-26	SLV	NIC	127,215.24
	CRI	NIC	90,000.00
	SLV	GTM	79,812.69
	SLV	GTM	62,000.00
	SLV	GTM	60,000.00
	HND	GTM	51,552.94
	CRI	NIC	50,000.00
	DOM	GTM	50,000.00
	DOM	GTM	40,000.00
	SLV	GTM	39,249.70
	SLV	HND	32,216.59
	SLV	NIC	30,000.00
	HND	GTM	30,000.00
	SLV	GTM	23,675.23
	SLV	NIC	23,000.00
	SLV	GTM	21,859.92
	HND	GTM	20,000.00
	HND	GTM	20,000.00
	NIC	HND	19,045.00
	HND	GTM	15,000.00
	SLV	GTM	10,927.80
	SLV	GTM	10,000.00
	HND	SLV	9,875.00
	CRI	SLV	9,350.00
	SLV	GTM	9,000.00
	SLV	GTM	8,520.00
	SLV	GTM	6,500.00
	DOM	GTM	6,410.00
	DOM	GTM	6,200.00
	DOM	GTM	5,976.00
	SLV	GTM	5,100.00
	:	:	:

Fecha valor	Debito	Credito	Monto
:	:	:	:
	DOM	NIC	4,000.00
	SLV	GTM	3,613.80
	SLV	HND	3,500.00
	SLV	NIC	3,500.00
	SLV	GTM	3,000.00
	SLV	GTM	3,000.00
	SLV	HND	3,000.00
	DOM	GTM	3,000.00
	DOM	NIC	2,920.00
	SLV	GTM	2,565.00
	DOM	HND	2,500.00
	DOM	HND	2,500.00
	SLV	NIC	2,360.00
	SLV	NIC	2,180.00
	SLV	HND	2,166.65
	SLV	GTM	2,090.35
	SLV	NIC	2,040.00
	SLV	GTM	2,000.00
	SLV	HND	2,000.00
	SLV	GTM	1,872.90
	SLV	GTM	1,758.22
	DOM	NIC	1,600.00
	SLV	GTM	1,500.00
	SLV	GTM	1,500.00
	SLV	HND	1,500.00
	SLV	NIC	1,461.00
	SLV	GTM	1,230.00
	SLV	GTM	1,230.00
	SLV	GTM	1,200.00
	SLV	HND	1,200.00
	SLV	HND	1,200.00
	SLV	GTM	1,094.25
	SLV	GTM	1,094.25
	DOM	HND	1,085.00
	SLV	CRI	1,000.00
	SLV	GTM	1,000.00
	SLV	GTM	1,000.00
	SLV	GTM	1,000.00
	:	:	:

Fecha valor	Debito	Credito	Monto
:	:	:	:
	SLV	GTM	1,000.00
	SLV	GTM	1,000.00
	SLV	HND	1,000.00
	DOM	GTM	950.00
	SLV	GTM	930.00
	SLV	NIC	910.00
	SLV	GTM	900.00
	SLV	GTM	890.00
	SLV	HND	850.00
	SLV	GTM	815.00
	SLV	HND	807.10
	SLV	GTM	800.00
	SLV	GTM	800.00
	SLV	HND	800.00
	SLV	NIC	800.00
	DOM	HND	784.93
	SLV	GTM	776.00
	SLV	GTM	720.00
	SLV	GTM	680.00
	SLV	GTM	650.00
	SLV	GTM	630.00
	SLV	NIC	600.00
	SLV	GTM	515.00
	SLV	GTM	511.00
	SLV	GTM	510.89
	SLV	GTM	500.00
	SLV	GTM	485.00
	SLV	DOM	485.00
	SLV	GTM	478.13
	SLV	GTM	476.00
	SLV	GTM	432.00
	SLV	DOM	430.00
	SLV	GTM	415.00
	SLV	GTM	401.00
	SLV	NIC	350.00
	SLV	NIC	345.00
	SLV	GTM	341.50
	SLV	GTM	300.00
	:	:	:

Fecha valor	Debito	Credito	Monto
:	:	:	:
	SLV	GTM	300.00
	SLV	GTM	300.00
	SLV	GTM	300.00
	SLV	HND	260.00
	SLV	GTM	250.00
	SLV	GTM	240.00
	SLV	GTM	200.00
	SLV	GTM	200.00
	SLV	GTM	200.00
	SLV	HND	200.00
	DOM	GTM	200.00
	SLV	GTM	192.00
	SLV	NIC	180.00
	SLV	GTM	150.00
	SLV	GTM	150.00
	SLV	GTM	140.00
	SLV	GTM	125.00
	SLV	GTM	125.00
	SLV	GTM	125.00
	DOM	HND	120.00
	DOM	GTM	110.00
	SLV	GTM	100.00
	SLV	GTM	100.00
	SLV	GTM	100.00
	SLV	GTM	100.00
	SLV	GTM	100.00
	SLV	GTM	100.00
	SLV	GTM	100.00
	SLV	GTM	100.00
	SLV	HND	100.00
	SLV	HND	100.00
	SLV	HND	100.00
	SLV	HND	100.00
	SLV	NIC	100.00
	SLV	NIC	100.00
	SLV	GTM	98.10
	SLV	GTM	94.00
	SLV	GTM	92.00
	:	:	:

Fecha valor	Debito	Credito	Monto
:	:	:	:
	SLV	NIC	85.00
	SLV	GTM	84.00
	SLV	GTM	80.00
	SLV	HND	80.00
	SLV	GTM	70.00
	SLV	GTM	70.00
	SLV	NIC	70.00
	SLV	GTM	65.00
	SLV	NIC	63.00
	SLV	GTM	62.00
	SLV	GTM	60.00
	SLV	NIC	60.00
	SLV	GTM	50.00
	SLV	GTM	50.00
	SLV	GTM	50.00
	SLV	GTM	50.00
	SLV	GTM	50.00
	SLV	GTM	50.00
	SLV	GTM	50.00
	SLV	GTM	50.00
	SLV	HND	50.00
	SLV	NIC	50.00
	SLV	GTM	40.00
	SLV	GTM	40.00
	SLV	GTM	40.00
	SLV	GTM	40.00
	SLV	NIC	40.00
	SLV	NIC	40.00
	SLV	NIC	40.00
	SLV	GTM	39.00
	SLV	GTM	36.00
	SLV	HND	35.00
	SLV	NIC	35.00
	SLV	GTM	28.00
	SLV	NIC	28.00
	SLV	GTM	25.00
	:	:	:

Fecha valor	Debito	Credito	Monto
:	:	:	:
	SLV	GTM	25.00
	SLV	HND	25.00
	SLV	GTM	20.00
	SLV	GTM	20.00
	SLV	GTM	20.00
	SLV	HND	15.00
	SLV	NIC	15.00
	SLV	NIC	15.00
	SLV	GTM	13.00
	SLV	GTM	13.00
	SLV	NIC	10.00
	SLV	GTM	5.00
	SLV	HND	5.00
	SLV	NIC	5.00
	SLV	GTM	3.00
	SLV	NIC	1.00
2023-12-27	SLV	HND	5,332,390.31
	SLV	HND	4,464,922.23
	DOM	GTM	417,117.00
	SLV	HND	272,811.37
	SLV	HND	200,435.34
	SLV	GTM	179,041.43
	DOM	GTM	128,241.37
	CRI	NIC	99,500.00
	SLV	NIC	54,552.00
	DOM	GTM	50,000.00
	SLV	GTM	40,000.00
	DOM	GTM	40,000.00
	SLV	GTM	31,766.80
	DOM	HND	28,567.95
	SLV	GTM	25,360.87
	HND	GTM	23,700.00
	SLV	NIC	22,000.00
	HND	SLV	17,345.84
	DOM	HND	14,000.00
	SLV	GTM	10,000.00
	SLV	GTM	9,000.00
	SLV	GTM	8,383.25
	:	:	:



Fecha valor	Debito	Credito	Monto
:	:	:	:
	SLV	GTM	8,000.00
	DOM	GTM	7,948.32
	SLV	NIC	7,500.00
	SLV	NIC	6,100.00
	SLV	NIC	6,000.00
	DOM	GTM	5,311.30
	SLV	GTM	5,110.00
	SLV	GTM	5,100.00
	SLV	GTM	5,000.00
	SLV	GTM	4,650.00
	SLV	GTM	4,200.00
	DOM	GTM	4,029.22
	DOM	NIC	3,130.00
	SLV	GTM	3,112.80
	SLV	GTM	3,000.00
	HND	NIC	3,000.00
	SLV	GTM	2,219.89
	SLV	HND	2,197.77
	SLV	GTM	2,060.00
	SLV	GTM	2,000.00
	SLV	GTM	1,900.00
	SLV	NIC	1,749.77
	SLV	GTM	1,688.00
	SLV	HND	1,650.00
	SLV	GTM	1,600.00
	SLV	GTM	1,095.00
	DOM	NIC	1,060.00
	SLV	GTM	1,000.00
	SLV	GTM	900.00
	DOM	GTM	850.00
	SLV	GTM	706.73
	SLV	GTM	705.00
	SLV	HND	700.00
	SLV	GTM	681.00
	SLV	GTM	661.90
	SLV	GTM	600.00
	SLV	NIC	500.00
	SLV	GTM	493.87
:	:	:	:

Fecha valor	Debito	Credito	Monto
:	:	:	:
	SLV	GTM	482.00
	SLV	GTM	451.90
	SLV	GTM	400.00
	SLV	CRI	350.00
	SLV	GTM	345.00
	SLV	HND	330.00
	SLV	GTM	325.00
	DOM	GTM	325.00
	SLV	GTM	300.00
	SLV	GTM	282.00
	SLV	HND	250.00
	SLV	CRI	248.00
	SLV	GTM	200.00
	SLV	GTM	200.00
	SLV	GTM	200.00
	SLV	GTM	200.00
	SLV	GTM	200.00
	SLV	GTM	200.00
	SLV	NIC	200.00
	SLV	GTM	175.00
	SLV	GTM	157.00
	SLV	GTM	150.00
	SLV	NIC	150.00
	SLV	HND	120.00
	SLV	GTM	100.00
	SLV	DOM	100.00
	SLV	GTM	88.00
	SLV	CRI	80.00
	SLV	GTM	75.00
	SLV	GTM	64.18
	SLV	GTM	64.10
	SLV	GTM	60.00
	SLV	NIC	50.00
	SLV	DOM	50.00
	SLV	HND	40.00
	SLV	GTM	35.00
	SLV	NIC	35.00
	SLV	GTM	26.00
	SLV	NIC	25.00
:	:	:	:

Fecha valor	Debito	Credito	Monto
:	:	:	:
	SLV	HND	20.00
	SLV	NIC	20.00
	SLV	GTM	19.16
	SLV	DOM	5.00
2023-12-28	SLV	HND	700,000.00
	DOM	GTM	150,270.20
	CRI	NIC	99,500.00
	SLV	GTM	75,000.00
	DOM	GTM	69,120.00
	SLV	GTM	60,000.00
	SLV	HND	53,094.28
	SLV	GTM	43,029.67
	SLV	GTM	26,925.00
	SLV	GTM	24,601.31
	SLV	GTM	21,859.92
	SLV	CRI	20,246.30
	SLV	GTM	20,000.00
	SLV	GTM	18,768.00
	CRI	GTM	18,409.77
	SLV	GTM	18,126.30
	SLV	HND	15,617.02
	SLV	HND	13,000.00
	HND	SLV	10,550.00
	SLV	HND	10,000.00
	SLV	NIC	8,700.00
	SLV	GTM	6,475.00
	HND	SLV	5,583.25
	SLV	GTM	5,000.00
	SLV	GTM	5,000.00
	SLV	HND	5,000.00
	SLV	GTM	4,714.81
	SLV	GTM	4,465.80
	CRI	SLV	3,438.10
	SLV	GTM	3,200.00
	SLV	GTM	3,053.52
	SLV	GTM	2,941.77
	SLV	GTM	2,400.00
	DOM	GTM	2,250.00
:	:	:	:



Fecha valor	Debito	Credito	Monto
:	:	:	:
	DOM	NIC	2,115.35
	SLV	GTM	2,100.00
	SLV	GTM	2,000.00
	SLV	GTM	2,000.00
	SLV	GTM	2,000.00
	SLV	HND	2,000.00
	DOM	GTM	2,000.00
	CRI	SLV	1,895.00
	SLV	NIC	1,876.00
	SLV	GTM	1,864.06
	SLV	GTM	1,500.00
	SLV	HND	1,500.00
	DOM	SLV	1,500.00
	SLV	GTM	1,290.00
	SLV	GTM	1,000.00
	SLV	HND	1,000.00
	HND	SLV	1,000.00
	SLV	GTM	900.00
	SLV	GTM	800.00
	SLV	NIC	800.00
	SLV	GTM	720.00
	DOM	HND	660.00
	SLV	GTM	600.00
	SLV	CRI	500.00
	SLV	GTM	500.00
	SLV	NIC	500.00
	SLV	GTM	498.87
	SLV	GTM	482.20
	SLV	GTM	480.00
	SLV	GTM	450.00
	SLV	DOM	420.00
	SLV	NIC	330.85
	SLV	NIC	301.86
	SLV	GTM	300.00
	SLV	GTM	300.00
	SLV	GTM	265.00
	SLV	GTM	256.00
	SLV	NIC	254.93
	:	:	:

Fecha valor	Debito	Credito	Monto
:	:	:	:
	SLV	NIC	251.24
	SLV	NIC	249.69
	SLV	NIC	242.26
	SLV	NIC	236.13
	SLV	NIC	235.38
	SLV	GTM	232.00
	SLV	NIC	217.08
	SLV	NIC	213.04
	SLV	HND	200.00
	DOM	GTM	200.00
	SLV	NIC	194.28
	SLV	NIC	192.62
	SLV	NIC	180.96
	SLV	GTM	179.36
	SLV	GTM	153.00
	SLV	HND	138.00
	SLV	NIC	111.51
	SLV	GTM	100.00
	SLV	GTM	100.00
	SLV	GTM	100.00
	SLV	GTM	100.00
	SLV	HND	100.00
	SLV	NIC	100.00
	SLV	GTM	96.18
	SLV	GTM	94.00
	SLV	GTM	80.00
	SLV	HND	80.00
	SLV	GTM	76.71
	SLV	GTM	75.00
	SLV	NIC	70.98
	SLV	GTM	70.00
	SLV	GTM	69.00
	SLV	GTM	64.00
	SLV	GTM	60.00
	SLV	GTM	60.00
	SLV	NIC	60.00
	SLV	NIC	60.00
	:	:	:

Fecha valor	Debito	Credito	Monto
:	:	:	:
	SLV	DOM	60.00
	SLV	GTM	55.13
	SLV	GTM	50.00
	SLV	GTM	50.00
	SLV	GTM	50.00
	SLV	GTM	50.00
	SLV	NIC	50.00
	SLV	DOM	50.00
	SLV	HND	45.00
	SLV	GTM	40.00
	SLV	NIC	40.00
	SLV	GTM	30.00
	SLV	NIC	30.00
	SLV	GTM	25.00
	SLV	DOM	25.00
	SLV	GTM	20.00
	SLV	HND	15.00
	SLV	NIC	15.00
	SLV	NIC	10.00
	SLV	NIC	10.00
2023-12-29	SLV	NIC	513,290.70
	DOM	GTM	230,000.00
	DOM	GTM	75,998.53
	DOM	GTM	50,000.00
	DOM	GTM	30,779.52
	DOM	HND	6,000.00
	DOM	HND	5,022.21
	DOM	GTM	5,000.00
	DOM	HND	4,565.00
	DOM	NIC	4,374.00
	DOM	NIC	4,259.00
	DOM	NIC	4,259.00
	DOM	NIC	4,085.63
	DOM	NIC	3,963.00
	DOM	NIC	3,848.00
	DOM	NIC	3,800.63
	DOM	NIC	3,491.67
	DOM	NIC	3,400.63
	DOM	NIC	3,390.63
	:	:	:



Fecha valor	Debito	Credito	Monto
⋮	⋮	⋮	⋮
	DOM	NIC	3,316.25
	DOM	NIC	3,225.00
	DOM	NIC	3,225.00
	DOM	NIC	3,110.50
	DOM	NIC	3,092.50
	DOM	NIC	3,077.50
	DOM	NIC	3,077.50
	DOM	NIC	3,077.50
	DOM	NIC	3,077.50
	DOM	NIC	3,017.50
	SLV	NIC	3,000.00
	SLV	NIC	3,000.00
	DOM	GTM	3,000.00
	DOM	NIC	2,880.63
	DOM	GTM	2,500.00
	DOM	HND	1,950.00
	SLV	NIC	1,765.53
	SLV	NIC	1,745.78
	SLV	CRI	1,671.00
	SLV	NIC	1,600.00
	SLV	NIC	1,200.00
	SLV	NIC	1,123.80
	DOM	GTM	1,000.00
	DOM	GTM	1,000.00
	DOM	GTM	950.00
	DOM	HND	875.00
	SLV	NIC	816.00
	SLV	NIC	611.40
	SLV	DOM	600.00
	SLV	DOM	600.00
	SLV	NIC	500.00
	SLV	DOM	495.00
	SLV	NIC	420.00
	SLV	NIC	400.00
	SLV	CRI	388.00
	SLV	NIC	350.00
	SLV	NIC	340.00
	DOM	HND	213.97
⋮	⋮	⋮	⋮

Fecha valor	Debito	Credito	Monto
⋮	⋮	⋮	⋮
	SLV	DOM	200.00
	SLV	NIC	150.00
	SLV	DOM	150.00
	SLV	NIC	140.00
	SLV	NIC	110.00
	SLV	NIC	101.00
	SLV	NIC	100.00
	SLV	NIC	92.00
	SLV	NIC	40.00
	SLV	DOM	30.00
	SLV	NIC	25.00
	SLV	NIC	10.00
	SLV	NIC	8.00
	SLV	CRI	1.00

Parte II

Pagos realizados del 1 de enero al 29 de diciembre de 2023

Cuadro 5: SIPA: Montos y número de transacciones Acumulado del 1 de enero al 29 de diciembre de 2023 Por país de origen vs destino

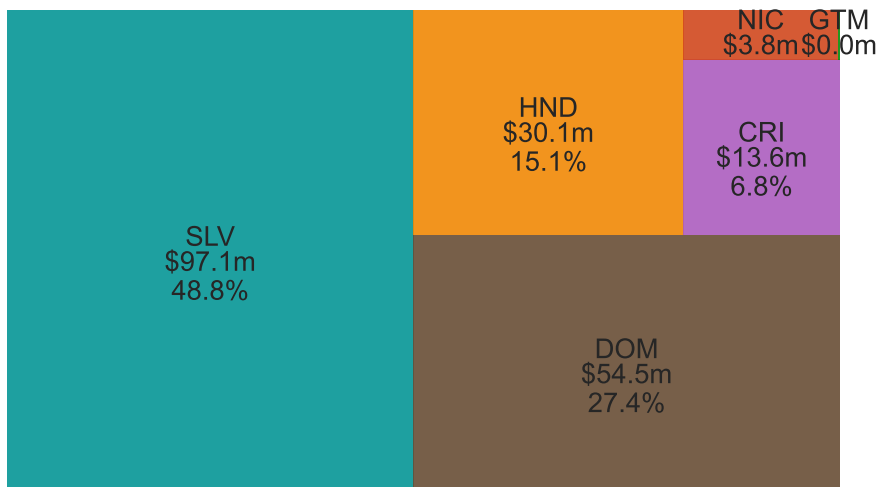
—país de origen (fila) vs país de destino (columna)—

Credito Debito	CRI	DOM	GTM	HND	NIC	SLV	Total
Monto en USD							
CRI	0.00	26,347.11	2,297,886.94	69,041.00	10,469,821.86	726,588.24	13,589,685.15
DOM	5,000.00	0.00	46,554,699.67	3,747,972.01	3,991,416.20	195,551.55	54,494,639.43
GTM	23.00	0.00	0.00	0.00	0.00	44,229.54	44,252.54
HND	29,222.15	252,949.72	16,329,440.63	0.00	641,033.50	12,813,618.77	30,066,264.77
NIC	0.00	0.00	2,227,747.22	1,434,393.88	0.00	132,864.50	3,795,005.60
SLV	230,606.14	492,388.19	28,635,114.75	52,336,323.68	15,410,404.46	0.00	97,104,837.22
Total	264,851.29	771,685.02	96,044,889.21	57,587,730.57	30,512,676.02	13,912,852.60	199,094,684.71
Número de transacciones							
CRI	0	38	200	17	279	70	604
DOM	1	0	2073	586	541	29	3230
GTM	5	0	0	0	0	9	14
HND	4	12	304	0	73	149	542
NIC	0	0	107	94	0	14	215
SLV	134	255	5274	1354	1546	0	8563
Total	144	305	7958	2051	2439	271	13168

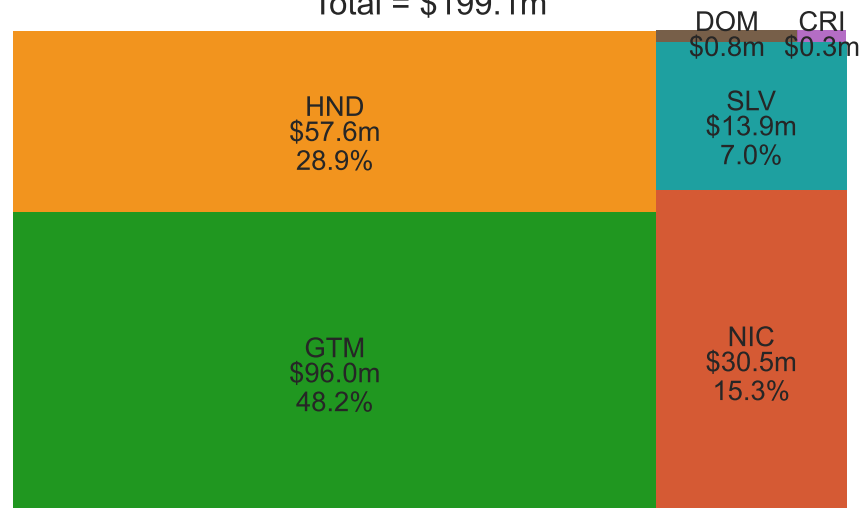
Figura 4: SIPA: Distribución de los montos y número de transacciones Acumulado del 1 de enero al 29 de diciembre de 2023

Por país de origen y de destino

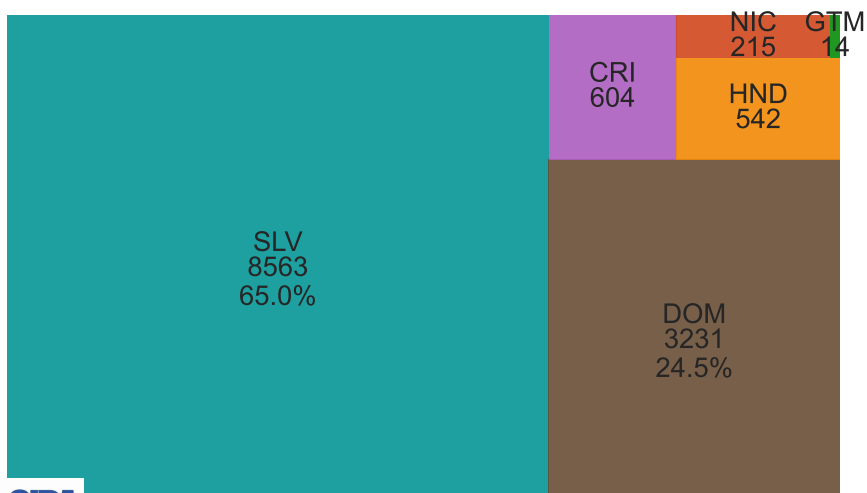
SIPA: Monto enviado por cada país
Total = \$199.1m



SIPA: Monto recibido por cada país
Total = \$199.1m



SIPA: Transacciones enviadas por cada país
Total = 13169



SIPA: Transacciones recibidas por cada país
Total = 13168

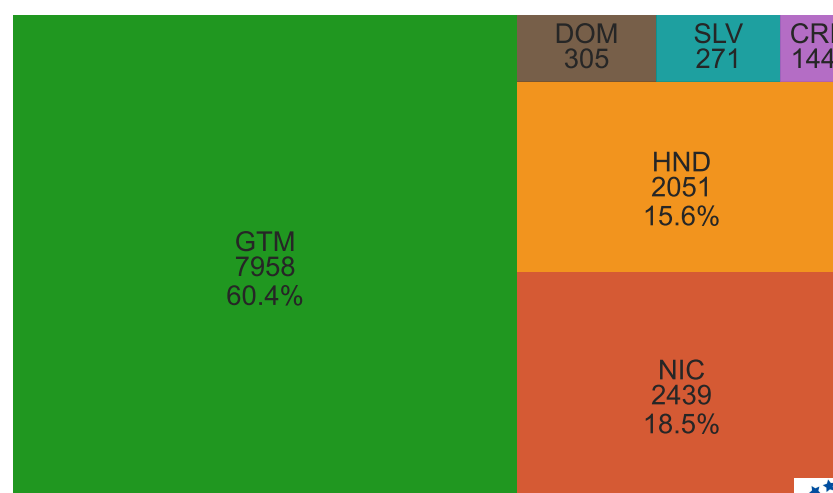
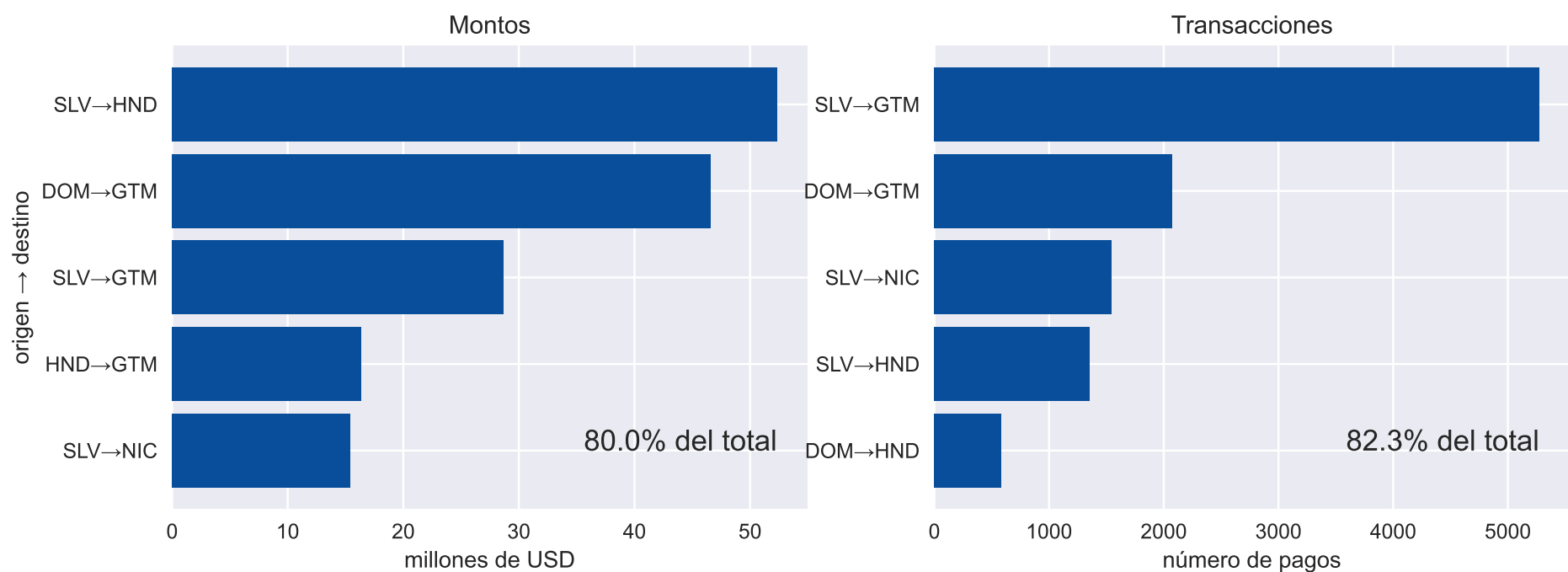
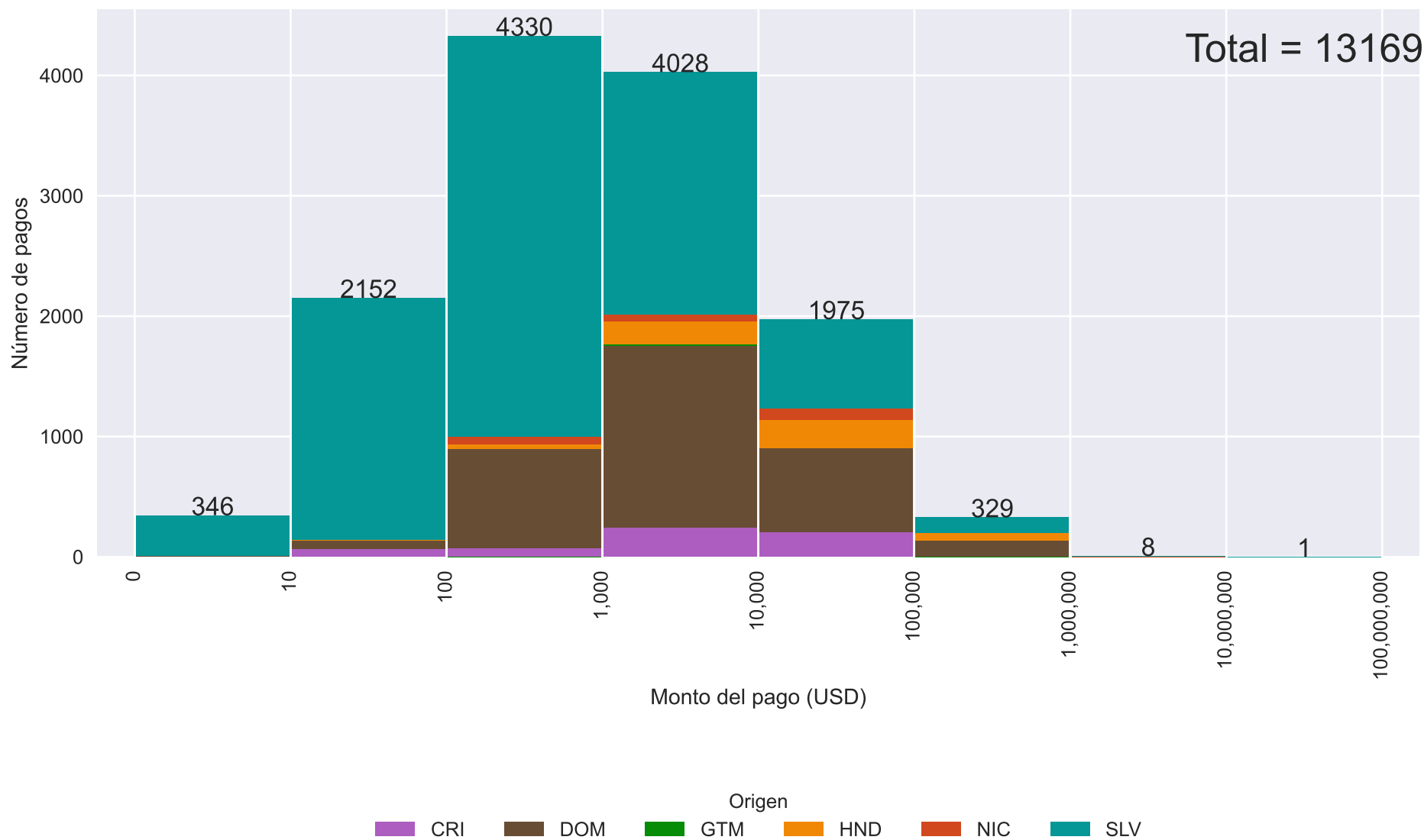


Figura 5: SIPA: Flujos de pagos predominantes
Acumulado del 1 de enero al 29 de diciembre de 2023
Por países de origen→destino



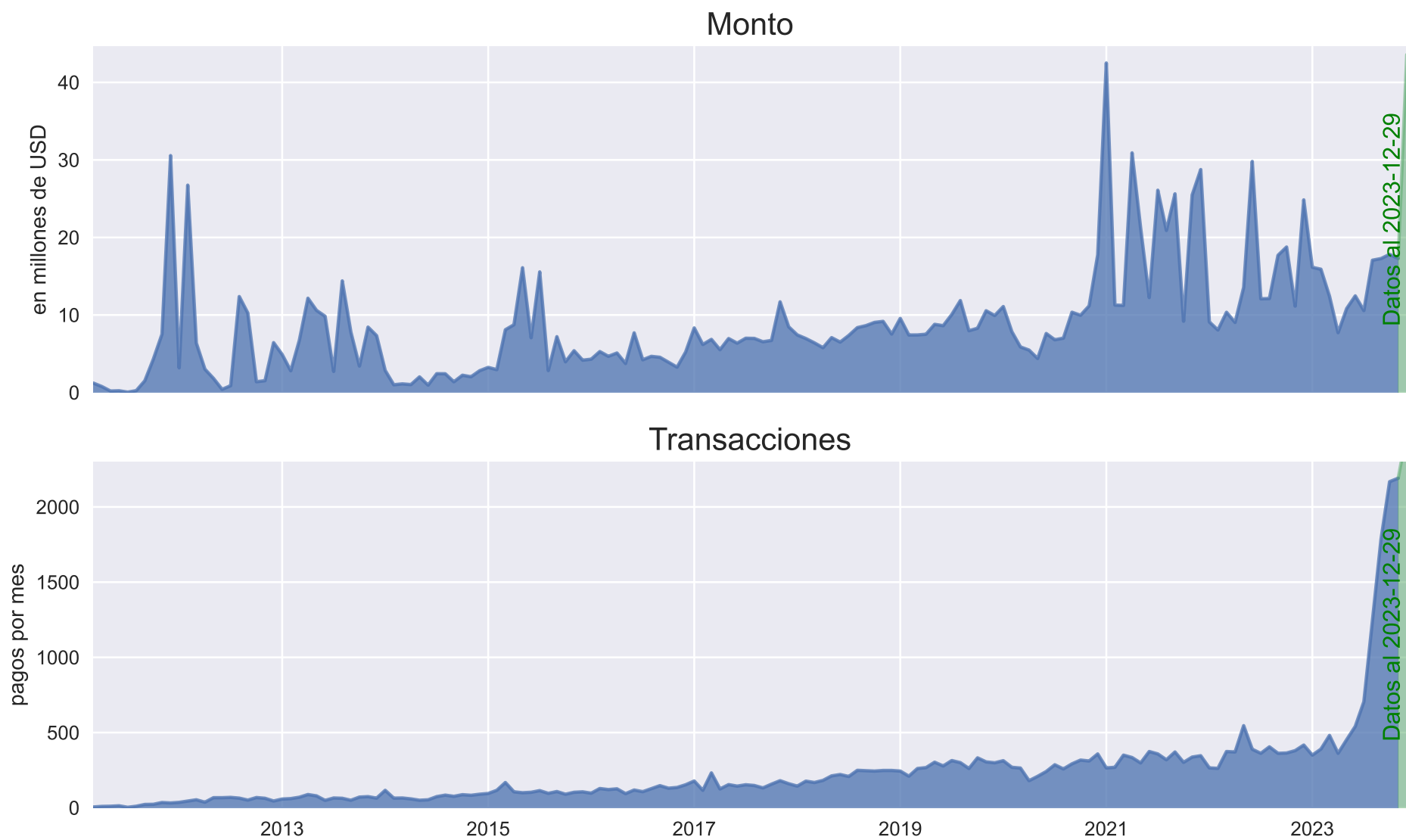
**Figura 6: SIPA: Distribución de los pagos
Acumulado del 1 de enero al 29 de diciembre de 2023
Por monto del pago y país de origen**



Parte III

**Pagos realizados del 3 de marzo de 2011 al 29 de diciembre
de 2023**

Figura 7: SIPA: Monto y número de transacciones
Del 3 de marzo de 2011 al 29 de diciembre de 2023 , por mes



Cuadro 6: SIPA: Operaciones y montos, mensual y acumulado

Año	Mes	Monto (USD)		Variación %		Transacciones		Variación %		
		Total	Acumulado	interanual	mensual	Total	Acumulado	interanual	mensual	
2011	3	1,219,338.79	1,219,338.79			5	5			
	4	769,528.14	1,988,866.93		-36.89	9	14		80.00	
	5	193,925.10	2,182,792.03		-74.80	10	24		11.11	
	6	227,127.97	2,409,920.00		17.12	13	37		30.00	
	7	48,517.70	2,458,437.70		-78.64	3	40		-76.92	
	8	240,993.62	2,699,431.32		396.71	10	50		233.33	
	9	1,515,103.35	4,214,534.67		528.69	22	72		120.00	
	10	4,325,545.51	8,540,080.18		185.50	23	95		4.55	
	11	7,522,873.94	16,062,954.12		73.92	35	130		52.17	
	12	30,559,640.32	46,622,594.44		306.22	32	162		-8.57	
	2012	1	3,184,988.56	49,807,583.00		-89.58	36	198		12.50
		2	26,745,195.16	76,552,778.16		739.73	45	243		25.00
3		6,382,971.45	82,935,749.61	423.48	-76.13	53	296	960.00	17.78	
4		3,011,833.38	85,947,582.99	291.39	-52.81	37	333	311.11	-30.19	
5		1,821,936.91	87,769,519.90	839.51	-39.51	67	400	570.00	81.08	
6		409,690.12	88,179,210.02	80.38	-77.51	67	467	415.38	0.00	
7		883,371.91	89,062,581.93	1,720.72	115.62	69	536	2,200.00	2.99	
8		12,380,296.96	101,442,878.89	5,037.19	1,301.48	64	600	540.00	-7.25	
9		10,248,855.11	111,691,734.00	576.45	-17.22	51	651	131.82	-20.31	
10		1,395,271.06	113,087,005.06	-67.74	-86.39	68	719	195.65	33.33	
11		1,525,409.41	114,612,414.47	-79.72	9.33	63	782	80.00	-7.35	
12		6,437,071.70	121,049,486.17	-78.94	321.99	45	827	40.62	-28.57	
2013	1	4,903,734.24	125,953,220.41	53.96	-23.82	58	885	61.11	28.89	
	2	2,806,750.74	128,759,971.15	-89.51	-42.76	61	946	35.56	5.17	
	3	6,735,020.32	135,494,991.47	5.52	139.96	70	1016	32.08	14.75	
	4	12,163,552.17	147,658,543.64	303.86	80.60	88	1104	137.84	25.71	
	5	10,596,178.20	158,254,721.84	481.59	-12.89	79	1183	17.91	-10.23	
	6	9,837,920.71	168,092,642.55	2,301.31	-7.16	49	1232	-26.87	-37.97	
	7	2,722,362.18	170,815,004.73	208.18	-72.33	65	1297	-5.80	32.65	
	8	14,398,680.82	185,213,685.55	16.30	428.90	63	1360	-1.56	-3.08	
	9	7,809,244.36	193,022,929.91	-23.80	-45.76	50	1410	-1.96	-20.63	
	10	3,412,549.55	196,435,479.46	144.58	-56.30	71	1481	4.41	42.00	
	11	8,437,473.83	204,872,953.29	453.13	147.25	74	1555	17.46	4.23	

Continued on next page

Año	Mes	Monto (USD)				Transacciones			
		Total	Acumulado	interanual	mensual	Total	Acumulado	interanual	mensual
	12	7,334,080.28	212,207,033.57	13.94	-13.08	64	1619	42.22	-13.51
2014	1	2,849,117.59	215,056,151.16	-41.90	-61.15	116	1735	100.00	81.25
	2	1,004,007.28	216,060,158.44	-64.23	-64.76	64	1799	4.92	-44.83
	3	1,115,477.28	217,175,635.72	-83.44	11.10	65	1864	-7.14	1.56
	4	1,024,616.65	218,200,252.37	-91.58	-8.15	59	1923	-32.95	-9.23
	5	2,018,432.32	220,218,684.69	-80.95	96.99	50	1973	-36.71	-15.25
	6	956,129.18	221,174,813.87	-90.28	-52.63	53	2026	8.16	6.00
	7	2,428,430.94	223,603,244.81	-10.80	153.99	74	2100	13.85	39.62
	8	2,420,730.76	226,023,975.57	-83.19	-0.32	84	2184	33.33	13.51
	9	1,384,410.65	227,408,386.22	-82.27	-42.81	76	2260	52.00	-9.52
	10	2,233,524.41	229,641,910.63	-34.55	61.33	87	2347	22.54	14.47
	11	2,030,952.39	231,672,863.02	-75.93	-9.07	83	2430	12.16	-4.60
	12	2,811,495.31	234,484,358.33	-61.67	38.43	90	2520	40.62	8.43
2015	1	3,241,659.54	237,726,017.87	13.78	15.30	95	2615	-18.10	5.56
	2	2,953,381.12	240,679,398.99	194.16	-8.89	116	2731	81.25	22.11
	3	8,097,583.03	248,776,982.02	625.93	174.18	168	2899	158.46	44.83
	4	8,744,473.50	257,521,455.52	753.44	7.99	106	3005	79.66	-36.90
	5	16,096,751.59	273,618,207.11	697.49	84.08	100	3105	100.00	-5.66
	6	7,069,228.35	280,687,435.46	639.36	-56.08	103	3208	94.34	3.00
	7	15,559,904.64	296,247,340.10	540.74	120.11	114	3322	54.05	10.68
	8	2,831,601.37	299,078,941.47	16.97	-81.80	96	3418	14.29	-15.79
	9	7,204,888.14	306,283,829.61	420.43	154.45	108	3526	42.11	12.50
	10	3,964,331.46	310,248,161.07	77.49	-44.98	90	3616	3.45	-16.67
	11	5,393,814.83	315,641,975.90	165.58	36.06	103	3719	24.10	14.44
	12	4,173,576.48	319,815,552.38	48.45	-22.62	106	3825	17.78	2.91
2016	1	4,300,036.53	324,115,588.91	32.65	3.03	97	3922	2.11	-8.49
	2	5,283,627.68	329,399,216.59	78.90	22.87	128	4050	10.34	31.96
	3	4,671,464.35	334,070,680.94	-42.31	-11.59	121	4171	-27.98	-5.47
	4	5,099,072.13	339,169,753.07	-41.69	9.15	126	4297	18.87	4.13
	5	3,744,480.89	342,914,233.96	-76.74	-26.57	94	4391	-6.00	-25.40
	6	7,699,402.68	350,613,636.64	8.91	105.62	118	4509	14.56	25.53
	7	4,221,549.65	354,835,186.29	-72.87	-45.17	107	4616	-6.14	-9.32
	8	4,666,727.51	359,501,913.80	64.81	10.55	127	4743	32.29	18.69
	9	4,545,949.95	364,047,863.75	-36.90	-2.59	147	4890	36.11	15.75
	10	3,913,620.33	367,961,484.08	-1.28	-13.91	130	5020	44.44	-11.56

Continued on next page

Año	Mes	Monto (USD)				Transacciones			
		Total	Acumulado	interanual	mensual	Total	Acumulado	interanual	mensual
	11	3,271,270.21	371,232,754.29	-39.35	-16.41	135	5155	31.07	3.85
	12	5,227,378.86	376,460,133.15	25.25	59.80	153	5308	44.34	13.33
2017	1	8,335,187.97	384,795,321.12	93.84	59.45	178	5486	83.51	16.34
	2	6,195,824.26	390,991,145.38	17.26	-25.67	116	5602	-9.38	-34.83
	3	6,857,285.48	397,848,430.86	46.79	10.68	232	5834	91.74	100.00
	4	5,521,958.44	403,370,389.30	8.29	-19.47	125	5959	-0.79	-46.12
	5	6,963,614.23	410,334,003.53	85.97	26.11	154	6113	63.83	23.20
	6	6,367,654.69	416,701,658.22	-17.30	-8.56	144	6257	22.03	-6.49
	7	7,002,167.12	423,703,825.34	65.87	9.96	153	6410	42.99	6.25
	8	6,978,827.11	430,682,652.45	49.54	-0.33	148	6558	16.54	-3.27
	9	6,550,395.70	437,233,048.15	44.09	-6.14	132	6690	-10.20	-10.81
	10	6,719,532.44	443,952,580.59	71.70	2.58	157	6847	20.77	18.94
	11	11,697,867.52	455,650,448.11	257.59	74.09	180	7027	33.33	14.65
	12	8,478,632.53	464,129,080.64	62.20	-27.52	160	7187	4.58	-11.11
2018	1	7,431,360.47	471,560,441.11	-10.84	-12.35	144	7331	-19.10	-10.00
	2	6,963,537.83	478,523,978.94	12.39	-6.30	177	7508	52.59	22.92
	3	6,404,822.62	484,928,801.56	-6.60	-8.02	168	7676	-27.59	-5.08
	4	5,779,748.52	490,708,550.08	4.67	-9.76	182	7858	45.60	8.33
	5	7,081,763.06	497,790,313.14	1.70	22.53	212	8070	37.66	16.48
	6	6,503,075.55	504,293,388.69	2.13	-8.17	221	8291	53.47	4.25
	7	7,360,669.77	511,654,058.46	5.12	13.19	208	8499	35.95	-5.88
	8	8,368,600.31	520,022,658.77	19.91	13.69	249	8748	68.24	19.71
	9	8,627,648.69	528,650,307.46	31.71	3.10	246	8994	86.36	-1.20
	10	9,043,954.92	537,694,262.38	34.59	4.83	244	9238	55.41	-0.81
	11	9,178,380.57	546,872,642.95	-21.54	1.49	248	9486	37.78	1.64
	12	7,537,036.62	554,409,679.57	-11.11	-17.88	248	9734	55.00	0.00
2019	1	9,562,831.69	563,972,511.26	28.68	26.88	244	9978	69.44	-1.61
	2	7,420,404.35	571,392,915.61	6.56	-22.40	210	10188	18.64	-13.93
	3	7,427,716.54	578,820,632.15	15.97	0.10	261	10449	55.36	24.29
	4	7,519,105.18	586,339,737.33	30.09	1.23	267	10716	46.70	2.30
	5	8,793,222.91	595,132,960.24	24.17	16.95	303	11019	42.92	13.48
	6	8,622,567.91	603,755,528.15	32.59	-1.94	278	11297	25.79	-8.25
	7	10,061,594.25	613,817,122.40	36.69	16.69	314	11611	50.96	12.95
	8	11,862,425.37	625,679,547.77	41.75	17.90	300	11911	20.48	-4.46
	9	7,969,452.72	633,649,000.49	-7.63	-32.82	261	12172	6.10	-13.00

Continued on next page

Año	Mes	Monto (USD)				Transacciones			
		Total	Acumulado	interanual	mensual	Total	Acumulado	interanual	mensual
	10	8,290,713.04	641,939,713.53	-8.33	4.03	332	12504	36.07	27.20
	11	10,548,278.92	652,487,992.45	14.93	27.23	305	12809	22.98	-8.13
	12	9,930,123.09	662,418,115.54	31.75	-5.86	299	13108	20.56	-1.97
2020	1	11,092,622.25	673,510,737.79	16.00	11.71	313	13421	28.28	4.68
	2	7,842,999.63	681,353,737.42	5.70	-29.30	269	13690	28.10	-14.06
	3	5,877,938.58	687,231,676.00	-20.86	-25.05	264	13954	1.15	-1.86
	4	5,473,484.74	692,705,160.74	-27.21	-6.88	180	14134	-32.58	-31.82
	5	4,389,265.91	697,094,426.65	-50.08	-19.81	209	14343	-31.02	16.11
	6	7,614,545.18	704,708,971.83	-11.69	73.48	241	14584	-13.31	15.31
	7	6,805,099.54	711,514,071.37	-32.37	-10.63	286	14870	-8.92	18.67
	8	7,011,626.12	718,525,697.49	-40.89	3.03	258	15128	-14.00	-9.79
	9	10,358,215.15	728,883,912.64	29.97	47.73	292	15420	11.88	13.18
	10	9,964,650.81	738,848,563.45	20.19	-3.80	317	15737	-4.52	8.56
	11	11,177,559.55	750,026,123.00	5.97	12.17	311	16048	1.97	-1.89
	12	17,770,284.48	767,796,407.48	78.95	58.98	358	16406	19.73	15.11
2021	1	42,503,862.70	810,300,270.18	283.17	139.19	265	16671	-15.34	-25.98
	2	11,280,316.61	821,580,586.79	43.83	-73.46	269	16940	0.00	1.51
	3	11,233,964.93	832,814,551.72	91.12	-0.41	350	17290	32.58	30.11
	4	30,912,457.63	863,727,009.35	464.77	175.17	334	17624	85.56	-4.57
	5	21,199,019.90	884,926,029.25	382.97	-31.42	298	17922	42.58	-10.78
	6	12,247,006.54	897,173,035.79	60.84	-42.23	374	18296	55.19	25.50
	7	26,092,925.58	923,265,961.37	283.43	113.06	358	18654	25.17	-4.28
	8	20,904,720.60	944,170,681.97	198.14	-19.88	319	18973	23.64	-10.89
	9	25,629,718.27	969,800,400.24	147.43	22.60	371	19344	27.05	16.30
	10	9,196,638.71	978,997,038.95	-7.71	-64.12	302	19646	-4.73	-18.60
	11	25,482,300.91	1,004,479,339.86	127.98	177.08	337	19983	8.36	11.59
	12	28,759,610.28	1,033,238,950.14	61.84	12.86	346	20329	-3.35	2.67
2022	1	9,106,728.85	1,042,345,678.99	-78.57	-68.34	265	20594	0.00	-23.41
	2	8,063,605.91	1,050,409,284.90	-28.52	-11.45	262	20856	-2.60	-1.13
	3	10,352,802.32	1,060,762,087.22	-7.84	28.39	374	21230	6.86	42.75
	4	9,040,210.65	1,069,802,297.87	-70.76	-12.68	371	21601	11.08	-0.80
	5	13,565,721.70	1,083,368,019.57	-36.01	50.06	546	22147	83.22	47.17
	6	29,807,798.28	1,113,175,817.85	143.39	119.73	389	22536	4.01	-28.75
	7	12,086,451.82	1,125,262,269.67	-53.68	-59.45	362	22898	1.12	-6.94
	8	12,121,250.15	1,137,383,519.82	-42.02	0.29	405	23303	26.96	11.88

Continued on next page

Año	Mes	Monto (USD)				Transacciones			
		Total	Acumulado	interanual	mensual	Total	Acumulado	interanual	mensual
	9	17,700,893.65	1,155,084,413.47	-30.94	46.03	362	23665	-2.43	-10.62
	10	18,768,409.37	1,173,852,822.84	104.08	6.03	364	24029	20.53	0.55
	11	11,143,397.28	1,184,996,220.12	-56.27	-40.63	380	24409	12.76	4.40
	12	24,850,833.06	1,209,847,053.18	-13.59	123.01	417	24826	20.52	9.74
2023	1	16,146,141.22	1,225,993,194.40	77.30	-35.03	350	25176	32.08	-16.07
	2	15,902,249.83	1,241,895,444.23	97.21	-1.51	390	25566	48.85	11.43
	3	12,416,254.25	1,254,311,698.48	19.93	-21.92	481	26047	28.61	23.33
	4	7,718,268.11	1,262,029,966.59	-14.62	-37.84	362	26409	-2.43	-24.74
	5	10,833,140.50	1,272,863,107.09	-20.14	40.36	453	26862	-17.03	25.14
	6	12,467,483.44	1,285,330,590.53	-58.17	15.09	541	27403	39.07	19.43
	7	10,568,655.86	1,295,899,246.39	-12.56	-15.23	705	28108	94.75	30.31
	8	17,064,557.72	1,312,963,804.11	40.78	61.46	1248	29356	208.15	77.02
	9	17,276,359.79	1,330,240,163.90	-2.40	1.24	1785	31141	393.09	43.03
	10	17,817,549.98	1,348,057,713.88	-5.07	3.13	2168	33309	495.60	21.46
	11	17,301,391.81	1,365,359,105.69	55.26	-2.90	2191	35500	476.58	1.06
	12	43,582,852.20	1,408,941,957.89			2495	37995		

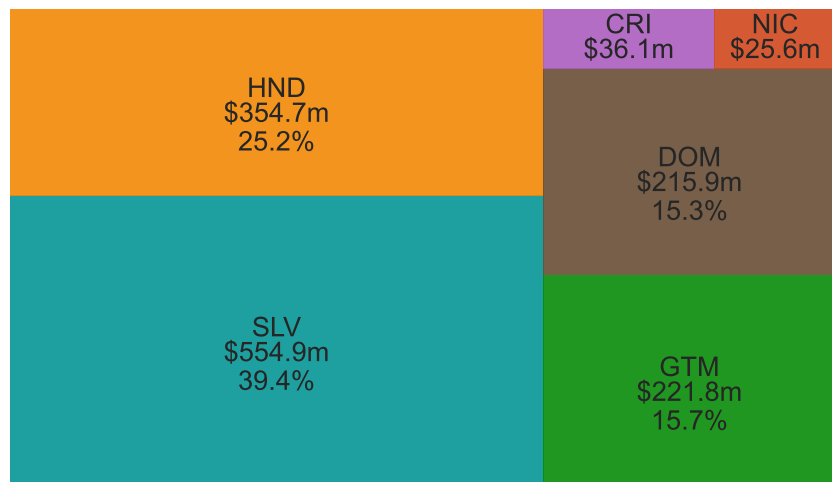
Cuadro 7: SIPA: Montos y número de transacciones Acumulado del 3 de marzo de 2011 al 29 de diciembre de 2023 Por país de origen vs destino

—país de origen (fila) vs país de destino (columna)—

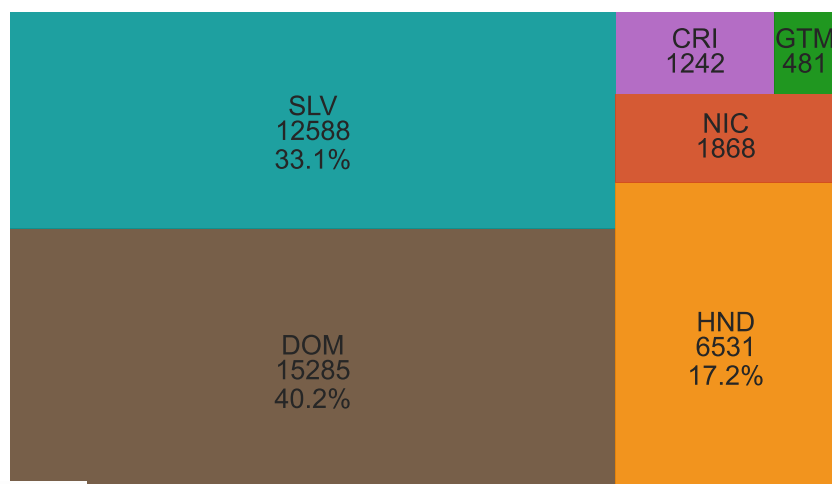
Credito Debito	CRI	DOM	GTM	HND	NIC	SLV	Total
Monto en USD							
CRI	0.00	39,617.11	9,433,673.20	102,457.00	25,682,635.20	837,783.24	36,096,165.75
DOM	5,000.00	0.00	182,138,274.32	16,361,419.79	15,020,096.16	2,386,596.58	215,911,386.85
GTM	27.00	41,940.00	0.00	1,253,281.51	1,204,570.95	219,277,767.63	221,777,587.09
HND	29,222.15	759,759.78	150,180,661.14	0.00	9,546,248.43	194,144,935.21	354,660,826.71
NIC	20,396.64	26,947.00	15,493,420.61	6,244,037.95	0.00	3,779,183.29	25,563,985.49
SLV	230,606.14	678,813.97	363,760,266.16	172,575,958.04	17,686,141.69	0.00	554,931,786.00
Total	285,251.93	1,547,077.86	721,006,295.43	196,537,154.29	69,139,692.43	420,426,265.95	1,408,941,737.89
Número de transacciones							
CRI	0	53	593	26	493	77	1242
DOM	1	0	10335	2204	2440	304	15284
GTM	9	14	0	51	187	220	481
HND	4	78	4727	0	1195	527	6531
NIC	2	15	1116	438	0	297	1868
SLV	134	285	8171	2227	1771	0	12588
Total	150	445	24942	4946	6086	1425	37994

Figura 8: SIPA: Distribución de los montos y número de transacciones Acumulado del 3 de marzo de 2011 al 29 de diciembre de 2023 Por país de origen y de destino

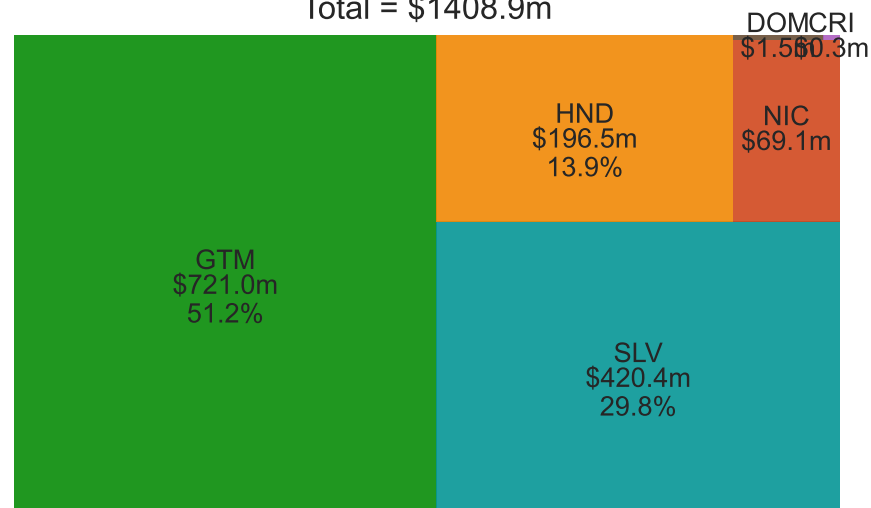
SIPA: Monto enviado por cada país
Total = \$1408.9m



SIPA: Transacciones enviadas por cada país
Total = 37995



SIPA: Monto recibido por cada país
Total = \$1408.9m



SIPA: Transacciones recibidas por cada país
Total = 37994

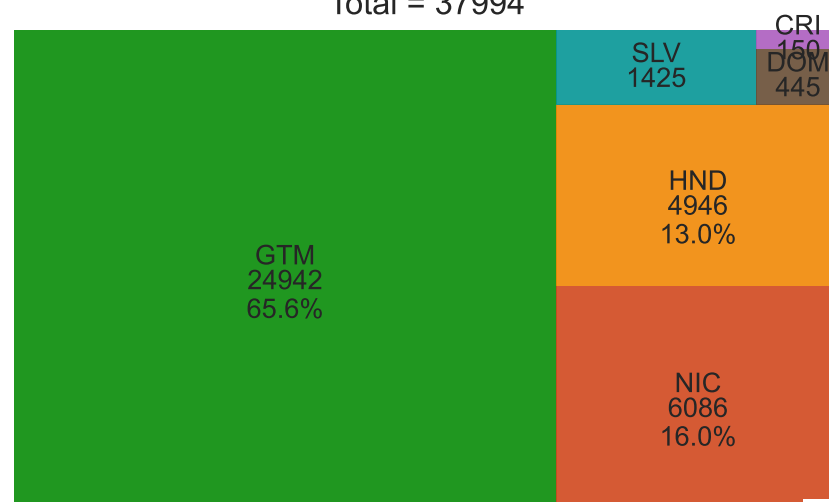


Figura 9: SIPA: Flujos de pagos predominantes
Acumulado del 3 de marzo de 2011 al 29 de diciembre de 2023
Por países de origen→destino

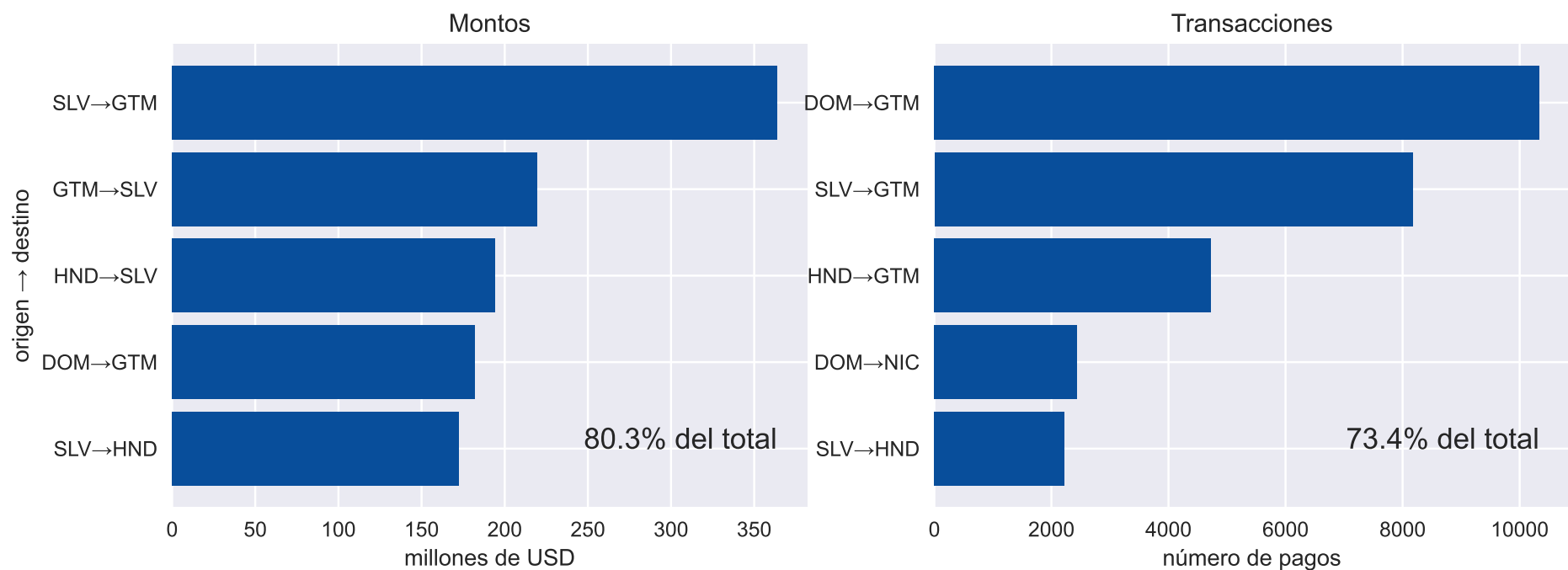
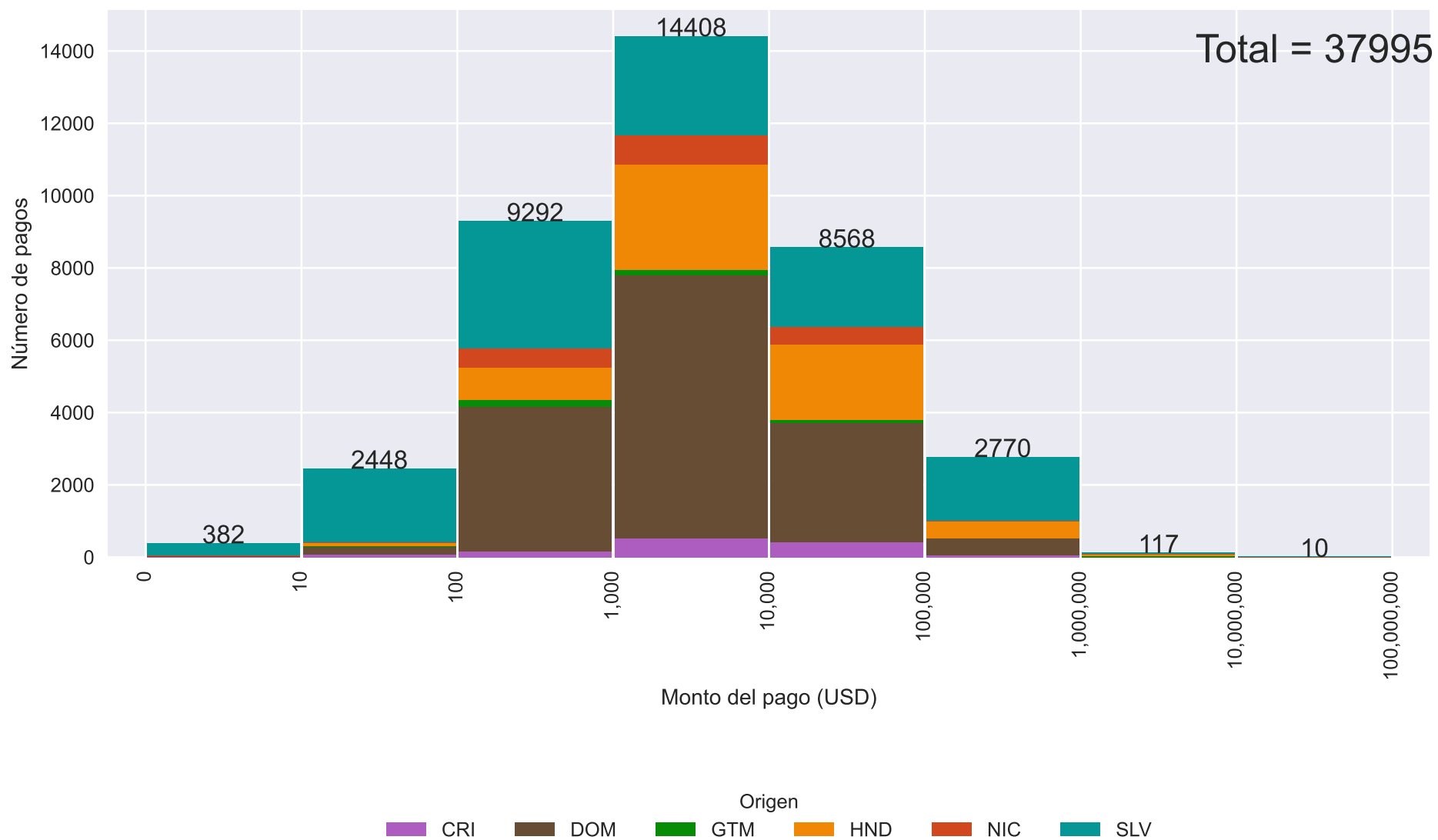


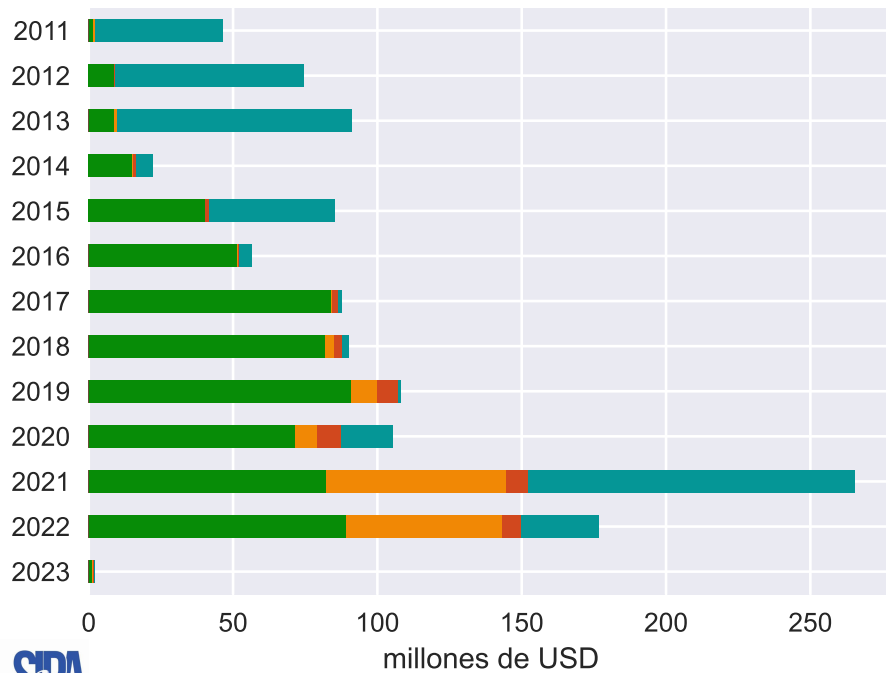
Figura 10: SIPA: Distribución de los pagos
Acumulado del 3 de marzo de 2011 al 29 de diciembre de 2023
Por monto del pago y país de origen



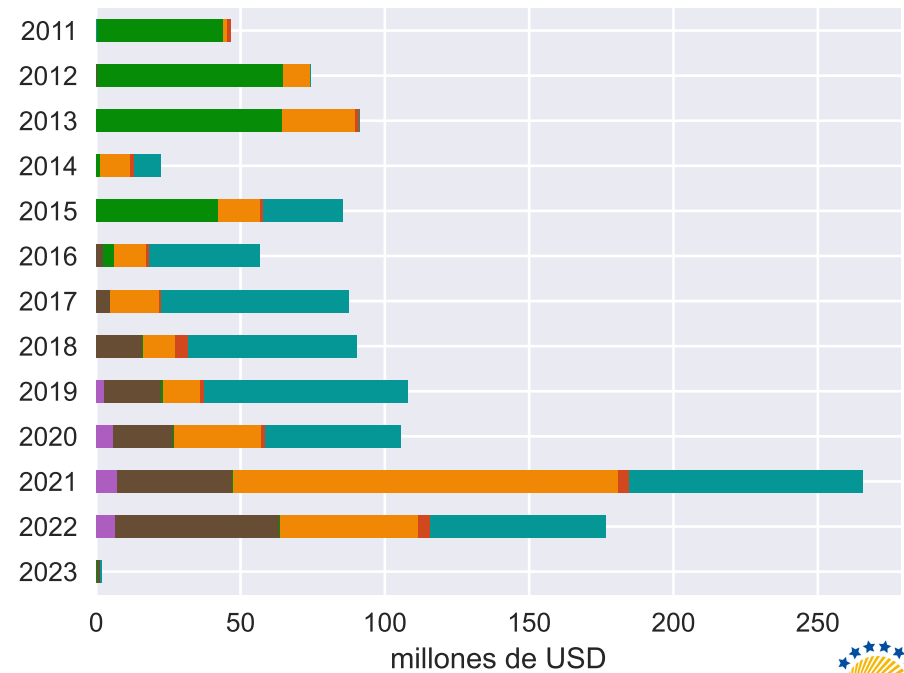
Cuadro 8: SIPA: Montos enviados y recibidos por cada país (miles de USD)

Año	Recibidos						Enviados						Total Total
	CRI	DOM	GTM	HND	NIC	SLV	CRI	DOM	GTM	HND	NIC	SLV	
2011	0.0	172.0	1,472.6	734.4	23.8	44,219.7	0.0	75.5	43,825.0	1,546.1	1,176.1	0.0	46,622.6
2012	0.0	66.2	8,693.1	74.3	224.0	65,369.2	0.0	257.1	64,546.9	9,558.9	50.9	13.1	74,426.9
2013	0.0	72.1	8,963.2	708.1	261.6	81,152.5	0.0	95.1	64,455.1	25,120.2	1,456.4	30.8	91,157.5
2014	0.0	47.6	14,920.7	493.6	1,201.1	5,614.3	0.0	114.1	1,183.4	10,657.4	1,083.2	9,239.2	22,277.3
2015	0.0	18.1	40,282.1	116.6	1,539.6	43,374.8	0.0	131.5	42,068.7	14,456.5	982.0	27,692.5	85,331.2
2016	0.0	17.0	51,530.7	58.9	649.2	4,388.9	0.0	2,536.6	3,498.5	11,401.9	1,037.3	38,170.3	56,644.6
2017	0.0	25.9	83,807.9	645.7	1,880.1	1,309.3	0.0	4,770.0	183.8	16,955.3	691.2	65,068.6	87,668.9
2018	0.0	55.6	81,844.3	3,134.3	2,926.5	2,319.9	0.0	15,967.0	479.0	10,864.0	4,449.7	58,520.9	90,280.6
2019	0.0	28.7	91,063.3	8,698.3	7,224.4	993.8	2,830.7	19,776.0	612.9	12,623.2	1,698.2	70,467.5	108,008.4
2020	20.4	20.0	71,316.3	7,850.9	8,280.6	17,890.1	5,803.3	21,050.8	22.1	30,321.3	1,384.4	46,796.5	105,378.3
2021	0.0	81.1	82,254.0	62,064.5	7,949.1	113,093.8	7,347.7	39,674.9	518.4	133,376.4	3,658.9	80,866.2	265,442.5
2022	0.0	171.1	88,813.3	54,369.8	6,467.0	26,787.0	6,524.9	56,968.2	339.6	47,713.4	4,100.7	60,961.4	176,608.1
2023	264.9	771.7	96,044.9	57,587.7	30,512.7	13,912.9	13,589.7	54,494.9	44.3	30,066.3	3,795.0	97,104.8	199,094.9
Total	285.3	1,547.1	721,006.3	196,537.2	69,139.7	420,426.3	36,096.2	215,911.6	221,777.6	354,660.8	25,564.0	554,931.8	1,408,942.0

Recibidos



Enviados



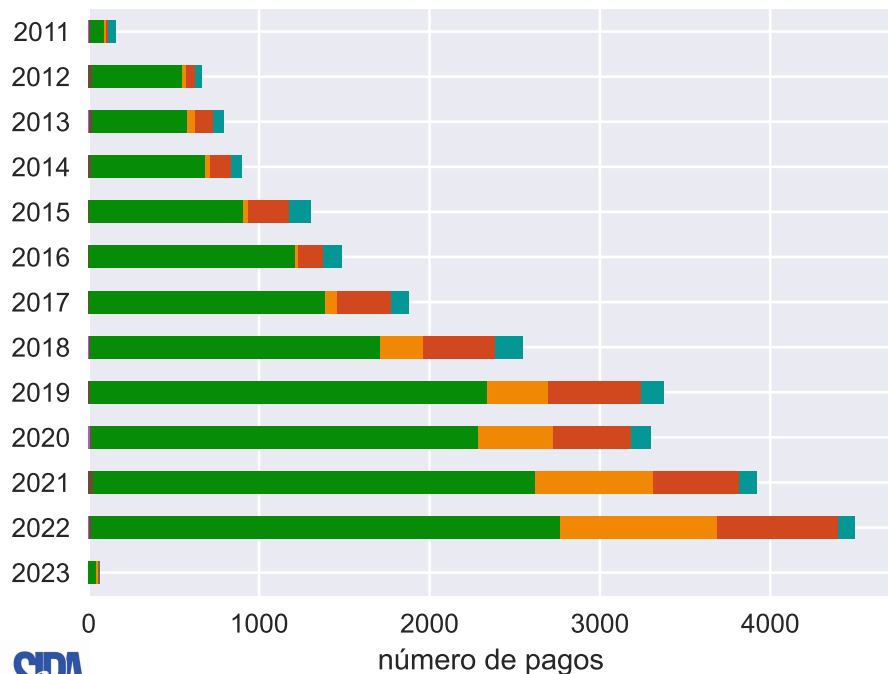
■ CRI
 ■ DOM
 ■ GTM
 ■ HND
 ■ NIC
 ■ SLV



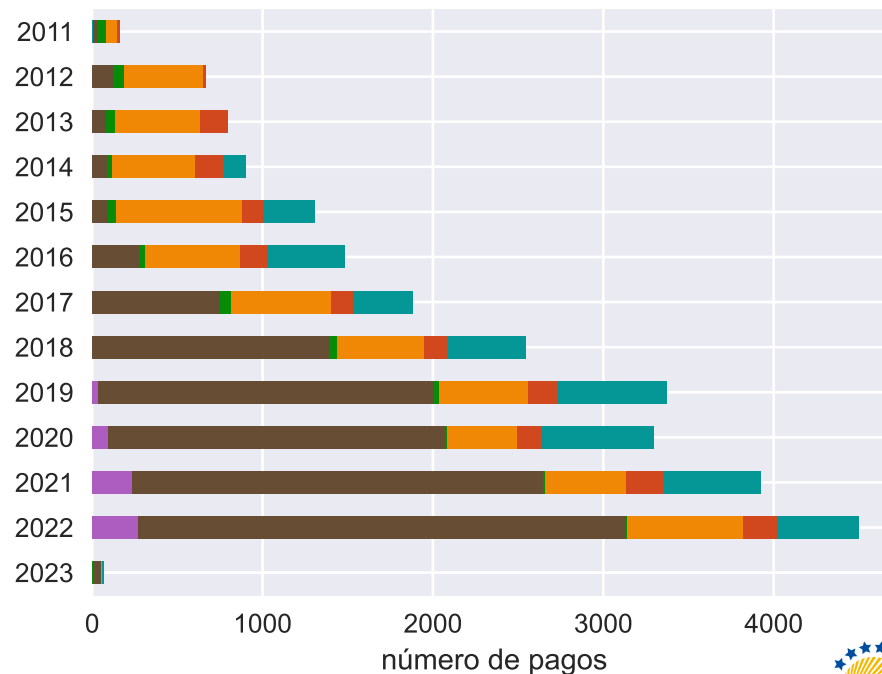
Cuadro 9: SIPA: Número de pagos enviados y recibidos por cada país

Año	Recibidos						Enviados						Total
	CRI	DOM	GTM	HND	NIC	SLV	CRI	DOM	GTM	HND	NIC	SLV	Total
2011	0	9	84	8	15	46	0	28	52	67	15	0	162
2012	0	18	534	20	52	41	0	124	65	466	8	2	665
2013	0	23	554	52	100	63	0	86	53	494	158	1	792
2014	0	14	670	30	124	63	0	92	24	488	169	128	901
2015	0	3	905	27	243	127	0	96	48	736	123	302	1305
2016	0	2	1209	19	147	106	0	272	41	554	167	449	1483
2017	0	3	1381	76	319	100	0	751	65	591	130	342	1879
2018	0	10	1701	251	424	161	0	1389	50	507	144	457	2547
2019	0	8	2331	357	546	132	33	1971	35	519	174	642	3374
2020	6	9	2269	439	462	113	96	1978	12	407	142	663	3298
2021	0	26	2594	696	502	105	237	2410	12	476	221	567	3923
2022	0	15	2752	920	713	97	272	2857	10	684	202	472	4497
2023	144	305	7958	2051	2439	271	604	3231	14	542	215	8563	13169
Total	150	445	24942	4946	6086	1425	1242	15285	481	6531	1868	12588	37995

Recibidos



Enviados



Parte IV

Devoluciones

Cuadro 10: SIPA: Devoluciones

Año	Mes	Monto (USD)			Transacciones		
		Devuelto	Pagado	% devuelto	Devuelto	Pagado	% devuelto
2015	2	6,533.94	2,953,381.12	0.22	3	116	2.59
	3	98,314.48	8,097,583.03	1.21	3	168	1.79
	4	32,272.00	8,744,473.50	0.37	4	106	3.77
	5	0.00	16,096,751.59	0.00	0	100	0.00
	6	1,133.00	7,069,228.35	0.02	4	103	3.88
	7	34,565.48	15,559,904.64	0.22	5	114	4.39
	8	0.00	2,831,601.37	0.00	0	96	0.00
	9	36,538.26	7,204,888.14	0.51	2	108	1.85
	10	0.00	3,964,331.46	0.00	0	90	0.00
	11	3,579.00	5,393,814.83	0.07	1	103	0.97
	12	27,485.00	4,173,576.48	0.66	3	106	2.83
	2016	1	21,344.36	4,300,036.53	0.50	1	97
2		21,518.04	5,283,627.68	0.41	1	128	0.78
3		19,040.00	4,671,464.35	0.41	3	121	2.48
4		18,147.90	5,099,072.13	0.36	1	126	0.79
5		23,275.20	3,744,480.89	0.62	3	94	3.19
6		9,414.00	7,699,402.68	0.12	4	118	3.39
7		17,848.72	4,221,549.65	0.42	4	107	3.74
8		109,042.50	4,666,727.51	2.34	2	127	1.57
9		3,000.00	4,545,949.95	0.07	1	147	0.68
10		6,845.00	3,913,620.33	0.17	1	130	0.77
11		3,097.22	3,271,270.21	0.09	3	135	2.22
12		6,830.00	5,227,378.86	0.13	2	153	1.31
2017	1	0.00	8,335,187.97	0.00	0	178	0.00
	2	0.00	6,195,824.26	0.00	0	116	0.00
	3	82,198.75	6,857,285.48	1.20	9	232	3.88
	4	4,025.00	5,521,958.44	0.07	2	125	1.60
	5	4,290.00	6,963,614.23	0.06	2	154	1.30
	6	14,610.90	6,367,654.69	0.23	4	144	2.78
	7	23,205.13	7,002,167.12	0.33	6	153	3.92
	8	6,830.00	6,978,827.11	0.10	4	148	2.70
	9	11,690.00	6,550,395.70	0.18	4	132	3.03
	10	54,404.00	6,719,532.44	0.81	5	157	3.18

Continued on next page

Año	Mes	Monto			Número de pagos		
		Devuelto	Pagado	% devuelto	Devuelto	Pagado	% devuelto
	11	91,868.08	11,697,867.52	0.79	3	180	1.67
	12	72,990.00	8,478,632.53	0.86	4	160	2.50
2018	1	5,095.00	7,431,360.47	0.07	2	144	1.39
	2	59,503.30	6,963,537.83	0.85	6	177	3.39
	3	14,318.05	6,404,822.62	0.22	7	168	4.17
	4	134,849.57	5,779,748.52	2.33	21	182	11.54
	5	82,981.00	7,081,763.06	1.17	11	212	5.19
	6	35,715.11	6,503,075.55	0.55	8	221	3.62
	7	36,116.94	7,360,669.77	0.49	9	208	4.33
	8	27,428.57	8,368,600.31	0.33	10	249	4.02
	9	3,195.00	8,627,648.69	0.04	2	246	0.81
	10	6,221.00	9,043,954.92	0.07	2	244	0.82
	11	16,506.32	9,178,380.57	0.18	4	248	1.61
	12	65,030.67	7,537,036.62	0.86	6	248	2.42
2019	1	39,883.95	9,562,831.69	0.42	3	244	1.23
	2	200,644.98	7,420,404.35	2.70	7	210	3.33
	3	3,152.96	7,427,716.54	0.04	3	261	1.15
	4	205,927.91	7,519,105.18	2.74	6	267	2.25
	5	142,150.80	8,793,222.91	1.62	8	303	2.64
	6	4,160.00	8,622,567.91	0.05	3	278	1.08
	7	33,699.33	10,061,594.25	0.33	7	314	2.23
	8	31,703.61	11,862,425.37	0.27	10	300	3.33
	9	75,161.12	7,969,452.72	0.94	4	261	1.53
	10	13,133.00	8,290,713.04	0.16	6	332	1.81
	11	12,580.62	10,548,278.92	0.12	6	305	1.97
	12	23,360.00	9,930,123.09	0.24	7	299	2.34
2020	1	236,397.50	11,092,622.25	2.13	5	313	1.60
	2	22,732.00	7,842,999.63	0.29	12	269	4.46
	3	76,820.81	5,877,938.58	1.31	9	264	3.41
	4	3,941.43	5,473,484.74	0.07	1	180	0.56
	5	490.00	4,389,265.91	0.01	3	209	1.44
	6	89,770.94	7,614,545.18	1.18	10	241	4.15
	7	34,154.00	6,805,099.54	0.50	6	286	2.10
	8	80,910.76	7,011,626.12	1.15	10	258	3.88
	9	65,531.40	10,358,215.15	0.63	5	292	1.71

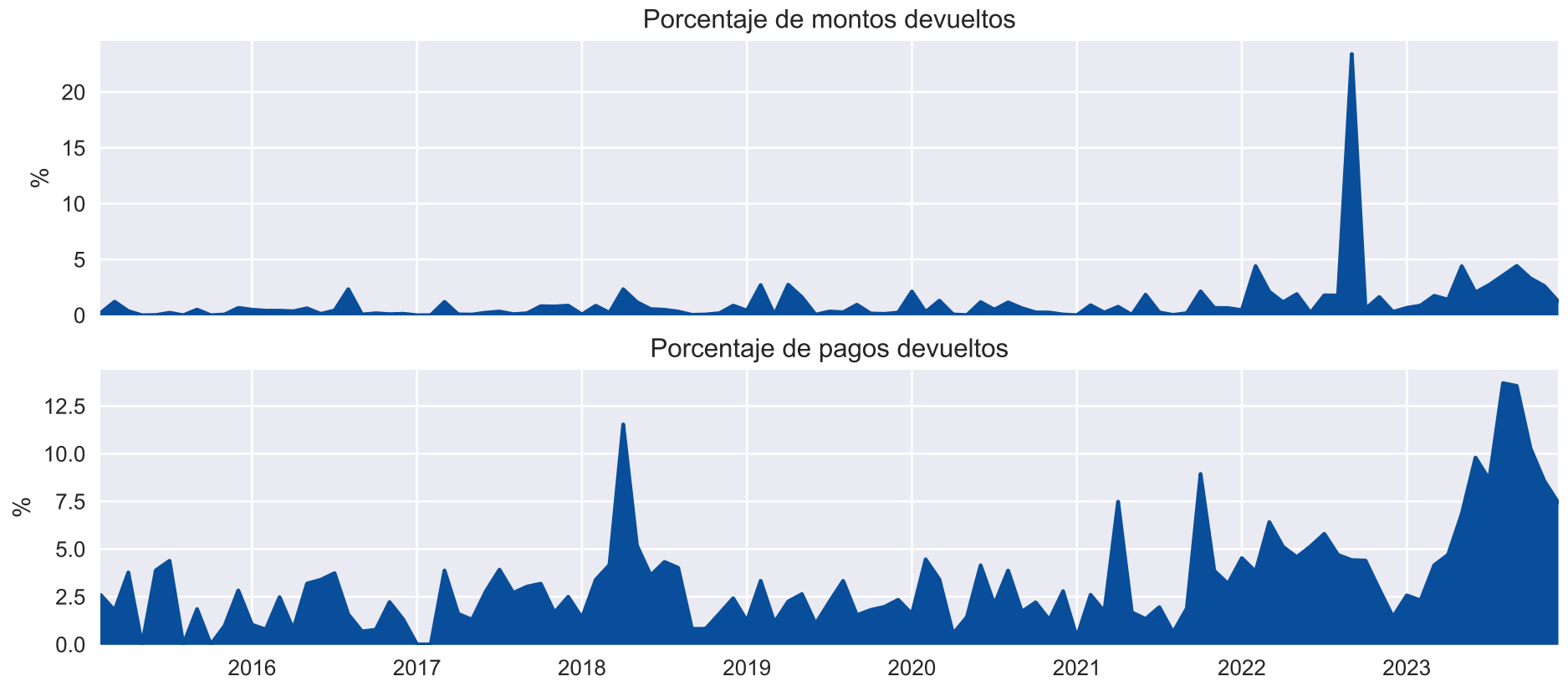
Continued on next page

Año	Mes	Monto			Número de pagos		
		Devuelto	Pagado	% devuelto	Devuelto	Pagado	% devuelto
	10	25,659.73	9,964,650.81	0.26	7	317	2.21
	11	26,910.00	11,177,559.55	0.24	4	311	1.29
	12	11,683.57	17,770,284.48	0.07	10	358	2.79
2021	1	472.91	42,503,862.70	0.00	1	265	0.38
	2	101,331.58	11,280,316.61	0.90	7	269	2.60
	3	26,975.24	11,233,964.93	0.24	6	350	1.71
	4	236,580.83	30,912,457.63	0.77	25	334	7.49
	5	7,821.41	21,199,019.90	0.04	5	298	1.68
	6	226,077.00	12,247,006.54	1.85	5	374	1.34
	7	64,828.80	26,092,925.58	0.25	7	358	1.96
	8	6,519.64	20,904,720.60	0.03	2	319	0.63
	9	47,414.43	25,629,718.27	0.18	7	371	1.89
	10	197,237.20	9,196,638.71	2.14	27	302	8.94
	11	166,263.57	25,482,300.91	0.65	13	337	3.86
	12	184,770.06	28,759,610.28	0.64	11	346	3.18
2022	1	41,642.10	9,106,728.85	0.46	12	265	4.53
	2	355,313.83	8,063,605.91	4.41	10	262	3.82
	3	218,345.88	10,352,802.32	2.11	24	374	6.42
	4	105,370.70	9,040,210.65	1.17	19	371	5.12
	5	256,946.89	13,565,721.70	1.89	25	546	4.58
	6	63,214.39	29,807,798.28	0.21	20	389	5.14
	7	215,640.05	12,086,451.82	1.78	21	362	5.80
	8	214,488.92	12,121,250.15	1.77	19	405	4.69
	9	4,144,275.33	17,700,893.65	23.41	16	362	4.42
	10	107,732.61	18,768,409.37	0.57	16	364	4.40
	11	182,255.10	11,143,397.28	1.64	11	380	2.89
	12	74,658.95	24,850,833.06	0.30	6	417	1.44
2023	1	107,172.37	16,146,141.22	0.66	9	350	2.57
	2	137,667.72	15,902,249.83	0.87	9	390	2.31
	3	216,361.10	12,416,254.25	1.74	20	481	4.16
	4	107,791.43	7,718,268.11	1.40	17	362	4.70
	5	476,103.13	10,833,140.50	4.39	31	453	6.84
	6	254,611.22	12,467,483.44	2.04	53	541	9.80
	7	287,613.13	10,568,655.86	2.72	61	705	8.65
	8	608,027.80	17,064,557.72	3.56	171	1248	13.70

Continued on next page

Año	Mes	Monto			Número de pagos		
		Devuelto	Pagado	% devuelto	Devuelto	Pagado	% devuelto
	9	764,102.57	17,276,359.79	4.42	242	1785	13.56
	10	588,545.50	17,817,549.98	3.30	223	2168	10.29
	11	454,510.57	17,301,391.81	2.63	188	2191	8.58
	12	550,149.02	43,582,852.20	1.26	186	2495	7.45

Figura 11: SIPA: Devoluciones



Cuadro 11: SIPA: Detalle de devoluciones

Fecha valor	Debito	Credito	Monto
2023-01-05	GTM	DOM	485.56
2023-01-06	GTM	DOM	2,165.00
2023-01-10	NIC	DOM	1,260.00
2023-01-17	GTM	DOM	52,301.00
2023-01-20	GTM	DOM	4,117.74
2023-01-23	GTM	DOM	3,995.00
2023-01-23	GTM	DOM	38,634.30
2023-01-26	HND	DOM	875.00
2023-01-27	GTM	DOM	3,338.77
2023-02-01	GTM	HND	122,276.81
2023-02-06	GTM	DOM	1,135.26
2023-02-09	GTM	DOM	2,739.00
2023-02-09	GTM	DOM	3,289.00
2023-02-09	GTM	DOM	592.65
2023-02-15	GTM	DOM	3,155.00
2023-02-15	GTM	DOM	285.00
2023-02-21	CRI	DOM	3,210.00
2023-02-24	GTM	DOM	985.00
2023-03-02	CRI	DOM	3,245.00
2023-03-06	GTM	HND	3,225.00
2023-03-08	GTM	DOM	3,712.00
2023-03-09	CRI	DOM	3,245.00
2023-03-13	GTM	DOM	66,709.03
2023-03-13	GTM	DOM	550.00
2023-03-14	GTM	DOM	690.00
2023-03-14	GTM	DOM	195.00
2023-03-16	GTM	DOM	901.90
2023-03-16	GTM	DOM	2,432.50
2023-03-17	CRI	DOM	8,000.00
2023-03-20	GTM	DOM	66,709.03
2023-03-21	GTM	NIC	174.00
2023-03-21	CRI	DOM	8,000.00
2023-03-21	GTM	DOM	22,724.36
	⋮	⋮	⋮

Fecha valor	Débito	Crédito	Monto
⋮	⋮	⋮	⋮
2023-03-22	GTM	DOM	2,432.50
2023-03-24	GTM	SLV	13,420.00
2023-03-28	GTM	DOM	3,411.00
2023-03-29	GTM	DOM	3,789.78
2023-03-30	GTM	DOM	2,795.00
2023-04-03	GTM	SLV	9,595.00
2023-04-05	GTM	SLV	11,833.05
2023-04-11	CRI	DOM	200.00
2023-04-12	NIC	HND	2,000.00
2023-04-12	CRI	DOM	5,000.00
2023-04-13	GTM	DOM	6,477.53
2023-04-14	HND	DOM	733.00
2023-04-14	CRI	DOM	201.00
2023-04-17	GTM	DOM	1,635.00
2023-04-17	GTM	DOM	52,158.00
2023-04-19	HND	DOM	706.80
2023-04-20	GTM	SLV	11,833.05
2023-04-21	GTM	DOM	1,845.00
2023-04-24	GTM	DOM	1,727.00
2023-04-25	GTM	DOM	1,845.00
2023-04-28	CRI	GTM	1.00
2023-04-28	GTM	CRI	1.00
2023-05-02	CRI	GTM	1.00
2023-05-02	GTM	HND	6,644.88
2023-05-03	CRI	GTM	1.00
2023-05-03	GTM	CRI	1.00
2023-05-03	GTM	SLV	9,595.00
2023-05-04	CRI	GTM	1.00
2023-05-04	GTM	CRI	1.00
2023-05-05	CRI	GTM	1.00
2023-05-05	GTM	CRI	1.00
2023-05-05	CRI	HND	8,574.90
2023-05-05	GTM	DOM	6,477.53
2023-05-08	CRI	GTM	1.00
2023-05-08	SIPA	HND	175,000.00
2023-05-08	GTM	DOM	28,050.10
2023-05-09	CRI	GTM	1.00
	⋮	⋮	⋮

Fecha valor	Débito	Crédito	Monto
⋮	⋮	⋮	⋮
2023-05-10	CRI	GTM	1.00
2023-05-10	GTM	CRI	1.00
2023-05-10	GTM	CRI	1.00
2023-05-10	GTM	DOM	43,283.42
2023-05-11	CRI	GTM	1.00
2023-05-11	GTM	DOM	1,727.00
2023-05-12	NIC	DOM	1,512.00
2023-05-15	GTM	HND	1,995.00
2023-05-16	GTM	DOM	5,785.00
2023-05-16	GTM	DOM	85,374.56
2023-05-16	GTM	DOM	43,283.42
2023-05-19	SLV	HND	590.00
2023-05-19	GTM	NIC	18,440.32
2023-05-19	GTM	DOM	21,995.00
2023-05-23	GTM	DOM	17,761.00
2023-06-01	NIC	DOM	30,654.50
2023-06-01	CRI	SLV	1.02
2023-06-02	GTM	DOM	27,301.10
2023-06-02	GTM	DOM	995.00
2023-06-02	GTM	SLV	1.00
2023-06-02	GTM	SLV	1.00
2023-06-02	CRI	SLV	750.00
2023-06-05	GTM	SLV	1.00
2023-06-06	GTM	SLV	3.00
2023-06-06	GTM	SLV	1.50
2023-06-06	GTM	DOM	33,647.00
2023-06-09	GTM	HND	26,209.32
2023-06-09	GTM	SLV	145.00
2023-06-09	GTM	DOM	60,634.00
2023-06-12	SIPA	SLV	200.00
2023-06-12	SIPA	SLV	200.00
2023-06-12	GTM	SLV	1.00
2023-06-12	GTM	SLV	3.00
2023-06-12	NIC	SLV	55.00
2023-06-14	GTM	DOM	995.00
2023-06-15	CRI	GTM	5.00
2023-06-15	GTM	DOM	807.72
2023-06-15	NIC	SLV	1.00
	⋮	⋮	⋮



Fecha valor	Débito	Crédito	Monto
⋮	⋮	⋮	⋮
2023-06-15	HND	SLV	2,443.96
2023-06-16	CRI	GTM	5.00
2023-06-16	HND	SLV	68.00
2023-06-19	GTM	DOM	3,495.00
2023-06-20	CRI	GTM	1.00
2023-06-20	GTM	CRI	1.00
2023-06-20	GTM	DOM	985.00
2023-06-20	GTM	SLV	305.00
2023-06-20	CRI	SLV	10.00
2023-06-21	GTM	HND	26,209.32
2023-06-21	GTM	SLV	375.00
2023-06-22	GTM	SLV	5.00
2023-06-23	NIC	SLV	30.00
2023-06-27	CRI	GTM	5.00
2023-06-27	SLV	HND	615.36
2023-06-27	GTM	DOM	6,008.00
2023-06-27	GTM	DOM	480.00
2023-06-27	GTM	DOM	4,625.00
2023-06-27	GTM	DOM	3,000.00
2023-06-27	GTM	SLV	1.00
2023-06-27	CRI	SLV	1.00
2023-06-28	DOM	CRI	5,275.00
2023-06-28	GTM	CRI	5.00
2023-06-28	GTM	CRI	16,251.92
2023-06-28	GTM	DOM	985.00
2023-06-28	DOM	SLV	5.00
2023-06-28	DOM	SLV	18.50
2023-06-29	CRI	SLV	500.00
2023-06-29	CRI	SLV	100.00
2023-06-29	CRI	SLV	190.00
2023-07-03	CRI	SLV	350.00
2023-07-03	CRI	SLV	1,186.50
2023-07-04	GTM	SLV	45.00
2023-07-04	NIC	SLV	80.00
2023-07-04	HND	SLV	2,443.96
2023-07-05	GTM	SLV	495.00
2023-07-06	GTM	DOM	18,867.56
2023-07-07	GTM	DOM	13,306.00
⋮	⋮	⋮	⋮

Fecha valor	Débito	Crédito	Monto
⋮	⋮	⋮	⋮
2023-07-07	GTM	DOM	190.00
2023-07-07	GTM	SLV	1.00
2023-07-10	GTM	SLV	0.02
2023-07-11	GTM	DOM	990.88
2023-07-11	GTM	SLV	2,835.98
2023-07-11	GTM	SLV	1.00
2023-07-11	GTM	SLV	45.00
2023-07-11	NIC	SLV	960.00
2023-07-12	GTM	SLV	45.00
2023-07-12	GTM	SLV	3,131.00
2023-07-12	GTM	SLV	2,011.00
2023-07-12	CRI	SLV	265.00
2023-07-12	CRI	SLV	4,000.00
2023-07-13	GTM	DOM	2,875.00
2023-07-13	NIC	SLV	610.00
2023-07-14	CRI	HND	5,452.30
2023-07-14	GTM	SLV	0.01
2023-07-17	CRI	HND	5,452.30
2023-07-17	GTM	DOM	6,995.00
2023-07-17	GTM	SLV	3,495.00
2023-07-17	CRI	SLV	200.00
2023-07-18	NIC	SLV	150.00
2023-07-18	CRI	SLV	50.00
2023-07-19	HND	SLV	58.00
2023-07-19	HND	SLV	48,998.00
2023-07-19	CRI	SLV	20.00
2023-07-20	GTM	SLV	1,705.00
2023-07-20	NIC	SLV	150.00
2023-07-21	GTM	DOM	77,220.76
2023-07-21	GTM	DOM	105.00
2023-07-21	NIC	SLV	1.09
2023-07-21	NIC	SLV	1.00
2023-07-24	SIPA	HND	9,500.00
2023-07-24	GTM	SLV	495.00
2023-07-24	HND	SLV	2,443.96
2023-07-25	DOM	HND	9,500.00
2023-07-25	NIC	DOM	150.00
2023-07-25	GTM	SLV	111.27
⋮	⋮	⋮	⋮

Fecha valor	Débito	Crédito	Monto
⋮	⋮	⋮	⋮
2023-07-25	DOM	SLV	140.00
2023-07-26	CRI	SLV	5,000.00
2023-07-26	GTM	SLV	60.13
2023-07-27	NIC	SLV	3.00
2023-07-28	DOM	HND	9,500.00
2023-07-28	DOM	SLV	100.00
2023-07-28	CRI	SLV	12,351.20
2023-07-28	NIC	SLV	45.00
2023-07-31	GTM	DOM	27,345.25
2023-07-31	GTM	DOM	3,300.00
2023-07-31	GTM	SLV	28.00
2023-07-31	GTM	SLV	188.00
2023-07-31	HND	SLV	2,443.96
2023-07-31	CRI	SLV	100.00
2023-07-31	CRI	SLV	20.00
2023-08-01	GTM	SLV	145.00
2023-08-01	GTM	SLV	46.00
2023-08-02	GTM	DOM	115.00
2023-08-02	GTM	DOM	1,413.96
2023-08-02	DOM	SLV	200.00
2023-08-02	GTM	SLV	45.00
2023-08-02	DOM	SLV	20.00
2023-08-02	HND	SLV	983.87
2023-08-03	CRI	GTM	5.00
2023-08-03	GTM	DOM	6,995.00
2023-08-03	GTM	DOM	105.00
2023-08-03	GTM	DOM	25.00
2023-08-03	GTM	SLV	633.30
2023-08-03	DOM	SLV	126.00
2023-08-03	CRI	SLV	50.00
2023-08-03	CRI	SLV	40.00
2023-08-03	CRI	SLV	75.00
2023-08-03	CRI	SLV	50.00
2023-08-03	CRI	SLV	1.00
2023-08-03	CRI	SLV	11,500.00
2023-08-04	CRI	GTM	5.00
2023-08-04	GTM	CRI	5.00
2023-08-04	GTM	DOM	151.00
⋮	⋮	⋮	⋮



Fecha valor	Débito	Crédito	Monto
⋮	⋮	⋮	⋮
2023-08-04	GTM	SLV	46.00
2023-08-04	GTM	SLV	35.00
2023-08-04	HND	SLV	98.00
2023-08-07	GTM	CRI	5.00
2023-08-07	GTM	DOM	4,669.42
2023-08-07	CRI	SLV	10.00
2023-08-07	CRI	SLV	50.00
2023-08-07	CRI	SLV	250.00
2023-08-07	CRI	SLV	1.00
2023-08-07	CRI	SLV	3,543.30
2023-08-07	CRI	SLV	50.00
2023-08-08	GTM	DOM	195.00
2023-08-08	GTM	SLV	5.00
2023-08-08	GTM	SLV	25.00
2023-08-08	GTM	SLV	5.00
2023-08-08	CRI	SLV	833.00
2023-08-08	CRI	SLV	110.00
2023-08-09	CRI	SLV	275.00
2023-08-09	NIC	SLV	30.00
2023-08-09	NIC	SLV	20,000.00
2023-08-09	CRI	SLV	2,000.00
2023-08-10	CRI	SLV	250.00
2023-08-10	GTM	SLV	1,468.24
2023-08-10	CRI	SLV	50.00
2023-08-10	CRI	SLV	75.00
2023-08-10	CRI	SLV	1,700.00
2023-08-11	GTM	SLV	5.00
2023-08-11	CRI	SLV	245.00
2023-08-11	CRI	SLV	5.00
2023-08-11	CRI	SLV	5.00
2023-08-11	CRI	SLV	300.00
2023-08-14	GTM	DOM	40,194.00
2023-08-14	GTM	DOM	2,995.00
2023-08-14	GTM	SLV	45.00
2023-08-15	CRI	SLV	398.87
2023-08-15	DOM	SLV	10.00
2023-08-15	CRI	SLV	1,533.00
2023-08-15	CRI	SLV	1,000.00
⋮	⋮	⋮	⋮

Fecha valor	Débito	Crédito	Monto
⋮	⋮	⋮	⋮
2023-08-15	CRI	SLV	2,000.00
2023-08-15	CRI	SLV	1,700.00
2023-08-17	GTM	SLV	645.00
2023-08-17	GTM	SLV	154.80
2023-08-17	GTM	SLV	95.00
2023-08-17	CRI	SLV	69.00
2023-08-17	CRI	SLV	100,000.00
2023-08-17	CRI	SLV	22.00
2023-08-17	CRI	SLV	200.00
2023-08-17	CRI	SLV	2,000.00
2023-08-18	GTM	HND	6,521.80
2023-08-18	GTM	SLV	433.00
2023-08-18	GTM	SLV	290.23
2023-08-18	CRI	SLV	5.00
2023-08-18	GTM	SLV	2,495.00
2023-08-18	GTM	SLV	25.00
2023-08-18	CRI	SLV	5,000.00
2023-08-21	GTM	DOM	1,995.00
2023-08-21	GTM	SLV	12,558.00
2023-08-21	GTM	SLV	3,535.00
2023-08-21	GTM	SLV	997.00
2023-08-21	GTM	SLV	245.00
2023-08-21	GTM	SLV	70.00
2023-08-21	GTM	SLV	1.00
2023-08-21	GTM	SLV	10.00
2023-08-21	CRI	SLV	20.00
2023-08-21	GTM	SLV	5,382.00
2023-08-21	CRI	SLV	300.00
2023-08-21	DOM	SLV	63.00
2023-08-21	CRI	SLV	137.00
2023-08-22	CRI	SLV	1,000.00
2023-08-24	GTM	HND	1,995.00
2023-08-24	GTM	HND	2,372.00
2023-08-24	GTM	DOM	1,995.00
2023-08-24	GTM	DOM	1,995.00
2023-08-24	GTM	SLV	752.87
2023-08-24	GTM	SLV	47,946.18
2023-08-24	GTM	SLV	45,799.15
⋮	⋮	⋮	⋮

Fecha valor	Débito	Crédito	Monto
⋮	⋮	⋮	⋮
2023-08-24	GTM	SLV	575.00
2023-08-24	GTM	SLV	41,344.96
2023-08-24	GTM	SLV	254.18
2023-08-24	GTM	SLV	95.00
2023-08-24	GTM	SLV	45,235.85
2023-08-24	CRI	SLV	1,533.00
2023-08-24	CRI	SLV	3,000.00
2023-08-24	CRI	SLV	14,273.73
2023-08-24	CRI	SLV	3,400.00
2023-08-24	CRI	SLV	2,000.00
2023-08-24	DOM	SLV	1,455.94
2023-08-25	GTM	HND	9,995.00
2023-08-25	GTM	DOM	8,995.00
2023-08-25	GTM	SLV	779.00
2023-08-25	NIC	SLV	0.25
2023-08-25	GTM	SLV	760.00
2023-08-28	GTM	SLV	94.81
2023-08-28	GTM	SLV	295.00
2023-08-28	GTM	SLV	15.00
2023-08-28	GTM	SLV	5.00
2023-08-28	GTM	SLV	6.00
2023-08-28	DOM	SLV	1.00
2023-08-28	DOM	SLV	7,500.00
2023-08-28	DOM	SLV	45.00
2023-08-28	CRI	SLV	659.35
2023-08-28	CRI	SLV	500.00
2023-08-28	CRI	SLV	20.00
2023-08-28	CRI	SLV	10.00
2023-08-29	NIC	DOM	7.00
2023-08-29	GTM	SLV	1.00
2023-08-29	GTM	SLV	3,495.00
2023-08-29	GTM	SLV	745.00
2023-08-29	GTM	SLV	1,468.24
2023-08-29	GTM	SLV	995.00
2023-08-29	GTM	SLV	334.88
2023-08-29	GTM	SLV	95.00
2023-08-29	GTM	SLV	995.00
2023-08-29	GTM	SLV	65.00
⋮	⋮	⋮	⋮



Fecha valor	Débito	Crédito	Monto
⋮	⋮	⋮	⋮
2023-08-29	GTM	SLV	10.00
2023-08-29	NIC	SLV	55.00
2023-08-29	NIC	SLV	175.00
2023-08-29	DOM	SLV	20.00
2023-08-29	CRI	SLV	3.00
2023-08-29	GTM	SLV	23,469.90
2023-08-29	CRI	SLV	1.00
2023-08-29	CRI	SLV	20.00
2023-08-30	CRI	HND	3,503.23
2023-08-30	GTM	SLV	53,499.40
2023-08-30	GTM	SLV	235.00
2023-08-30	NIC	SLV	600.00
2023-08-30	CRI	SLV	1,830.24
2023-08-31	GTM	DOM	2,995.00
2023-08-31	GTM	SLV	370.00
2023-08-31	GTM	SLV	45.00
2023-08-31	GTM	SLV	246.72
2023-08-31	GTM	SLV	2,995.00
2023-08-31	GTM	SLV	25.00
2023-08-31	GTM	SLV	1,495.00
2023-08-31	GTM	SLV	225.00
2023-08-31	GTM	SLV	225.00
2023-08-31	GTM	SLV	195.00
2023-08-31	GTM	SLV	495.00
2023-08-31	GTM	SLV	484.13
2023-08-31	GTM	SLV	18.00
2023-08-31	GTM	SLV	5,495.00
2023-08-31	HND	SLV	148.00
2023-08-31	GTM	SLV	19.00
2023-08-31	NIC	SLV	100.00
2023-08-31	CRI	SLV	100.00
2023-08-31	CRI	SLV	1,680.00
2023-08-31	CRI	SLV	2.00
2023-08-31	CRI	SLV	125.00
2023-09-01	GTM	DOM	4,605.00
2023-09-01	NIC	DOM	70.00
2023-09-01	GTM	SLV	1,895.00
2023-09-01	GTM	SLV	875.00
⋮	⋮	⋮	⋮

Fecha valor	Débito	Crédito	Monto
⋮	⋮	⋮	⋮
2023-09-01	GTM	SLV	13,006.16
2023-09-01	GTM	SLV	110.00
2023-09-01	GTM	SLV	7,695.00
2023-09-01	HND	SLV	18.00
2023-09-01	GTM	SLV	1,525.00
2023-09-01	GTM	SLV	335.00
2023-09-01	NIC	SLV	50.00
2023-09-01	HND	SLV	28.00
2023-09-01	NIC	SLV	45.00
2023-09-01	NIC	SLV	21.13
2023-09-01	NIC	SLV	100.00
2023-09-01	GTM	SLV	4,006.65
2023-09-01	GTM	SLV	27,681.25
2023-09-01	CRI	SLV	100.00
2023-09-01	CRI	SLV	723.50
2023-09-01	CRI	SLV	45.00
2023-09-04	GTM	DOM	21,661.96
2023-09-04	GTM	SLV	1,695.00
2023-09-04	GTM	SLV	20.00
2023-09-04	GTM	SLV	759.50
2023-09-04	GTM	SLV	195.00
2023-09-04	GTM	SLV	1,795.00
2023-09-04	GTM	SLV	4.00
2023-09-04	GTM	SLV	1,795.00
2023-09-04	GTM	SLV	35.00
2023-09-04	GTM	SLV	5.00
2023-09-04	NIC	SLV	70.00
2023-09-04	NIC	SLV	50.00
2023-09-05	GTM	DOM	3,095.00
2023-09-05	GTM	DOM	1,995.00
2023-09-05	GTM	DOM	3,645.00
2023-09-05	GTM	SLV	992.00
2023-09-05	GTM	SLV	29,795.00
2023-09-05	GTM	SLV	2,236.66
2023-09-05	GTM	SLV	270.00
2023-09-05	HND	SLV	358.00
2023-09-05	DOM	SLV	250.00
2023-09-06	CRI	DOM	2,664.00
⋮	⋮	⋮	⋮

Fecha valor	Débito	Crédito	Monto
⋮	⋮	⋮	⋮
2023-09-06	GTM	SLV	4.00
2023-09-06	GTM	SLV	1,117.65
2023-09-06	GTM	SLV	1,895.00
2023-09-06	GTM	SLV	172.90
2023-09-06	GTM	SLV	270.00
2023-09-06	DOM	SLV	6,403.82
2023-09-06	GTM	SLV	105.00
2023-09-06	GTM	SLV	31,951.26
2023-09-06	GTM	SLV	25.00
2023-09-06	GTM	SLV	125.00
2023-09-06	DOM	SLV	2.00
2023-09-06	CRI	SLV	22,962.18
2023-09-06	NIC	SLV	450.00
2023-09-06	DOM	SLV	572.26
2023-09-06	DOM	SLV	5.00
2023-09-06	DOM	SLV	20.00
2023-09-06	CRI	SLV	150.00
2023-09-06	CRI	SLV	1.00
2023-09-06	CRI	SLV	800.00
2023-09-06	CRI	SLV	200.00
2023-09-06	CRI	SLV	140.00
2023-09-06	CRI	SLV	500.00
2023-09-06	CRI	SLV	5.00
2023-09-06	DOM	SLV	5.00
2023-09-07	GTM	DOM	495.00
2023-09-07	GTM	SLV	1,044.16
2023-09-07	DOM	SLV	20.00
2023-09-07	DOM	SLV	100.00
2023-09-07	DOM	SLV	10.00
2023-09-07	DOM	SLV	20.00
2023-09-07	DOM	SLV	10.00
2023-09-07	DOM	SLV	20.00
2023-09-07	CRI	SLV	100.00
2023-09-08	GTM	DOM	8,995.00
2023-09-08	GTM	SLV	35.00
2023-09-08	GTM	SLV	31,951.26
2023-09-08	GTM	SLV	12,495.00
2023-09-08	NIC	SLV	1.00
⋮	⋮	⋮	⋮



Fecha valor	Débito	Crédito	Monto
⋮	⋮	⋮	⋮
2023-09-08	DOM	SLV	150.00
2023-09-08	DOM	SLV	1,600.00
2023-09-08	DOM	SLV	25.00
2023-09-08	CRI	SLV	55.00
2023-09-11	GTM	DOM	100.00
2023-09-11	GTM	DOM	21,661.96
2023-09-11	GTM	DOM	830.00
2023-09-11	GTM	SLV	434.25
2023-09-11	GTM	SLV	110.00
2023-09-11	GTM	SLV	1,242.00
2023-09-11	GTM	SLV	49.00
2023-09-11	GTM	SLV	295.00
2023-09-11	GTM	SLV	1,670.00
2023-09-11	CRI	SLV	5.00
2023-09-11	GTM	SLV	1.00
2023-09-11	GTM	SLV	1,155.00
2023-09-11	CRI	SLV	5.00
2023-09-11	CRI	SLV	350.00
2023-09-11	CRI	SLV	300.00
2023-09-11	NIC	SLV	0.01
2023-09-11	CRI	SLV	5.00
2023-09-11	CRI	SLV	5.00
2023-09-11	CRI	SLV	5.00
2023-09-11	CRI	SLV	5.00
2023-09-11	CRI	SLV	5.00
2023-09-11	CRI	SLV	5.00
2023-09-11	CRI	SLV	5.00
2023-09-11	CRI	SLV	5.00
2023-09-11	CRI	SLV	110.00
2023-09-11	CRI	SLV	1.00
2023-09-11	CRI	SLV	1.00
2023-09-12	GTM	SLV	15.00
2023-09-12	GTM	SLV	35.00
2023-09-12	GTM	SLV	1,595.00
2023-09-12	GTM	SLV	495.00
2023-09-12	GTM	SLV	1,463.83
2023-09-12	GTM	SLV	63.00
2023-09-12	GTM	SLV	118.71
2023-09-13	GTM	DOM	12,368.49
2023-09-13	GTM	SLV	845.00
⋮	⋮	⋮	⋮

Fecha valor	Débito	Crédito	Monto
⋮	⋮	⋮	⋮
2023-09-13	GTM	SLV	293.00
2023-09-13	CRI	SLV	90.00
2023-09-13	DOM	SLV	50.00
2023-09-13	DOM	SLV	572.26
2023-09-13	DOM	SLV	56.00
2023-09-13	DOM	SLV	70.00
2023-09-13	DOM	SLV	50.00
2023-09-13	DOM	SLV	16.00
2023-09-13	DOM	SLV	50.00
2023-09-13	CRI	SLV	55.00
2023-09-14	GTM	DOM	2,995.00
2023-09-14	GTM	SLV	195.00
2023-09-14	GTM	SLV	20.00
2023-09-14	GTM	SLV	1,393.16
2023-09-14	GTM	SLV	750.00
2023-09-14	DOM	SLV	300,000.00
2023-09-14	CRI	SLV	110.00
2023-09-14	CRI	SLV	25.00
2023-09-14	CRI	SLV	1,993.00
2023-09-18	GTM	DOM	4,995.00
2023-09-18	GTM	SLV	6.50
2023-09-18	GTM	SLV	210.00
2023-09-18	GTM	SLV	210.00
2023-09-18	GTM	SLV	581.00
2023-09-18	GTM	SLV	145.00
2023-09-18	GTM	SLV	0.12
2023-09-18	GTM	SLV	0.70
2023-09-18	DOM	SLV	15.00
2023-09-18	DOM	SLV	3,100.00
2023-09-18	CRI	SLV	67.00
2023-09-18	DOM	SLV	1,000.00
2023-09-18	CRI	SLV	3.00
2023-09-18	CRI	SLV	50.00
2023-09-19	GTM	SLV	45.00
2023-09-19	GTM	SLV	57.00
2023-09-19	GTM	SLV	145.00
2023-09-19	GTM	SLV	3,995.00
2023-09-19	DOM	SLV	840.00
⋮	⋮	⋮	⋮

Fecha valor	Débito	Crédito	Monto
⋮	⋮	⋮	⋮
2023-09-19	CRI	SLV	100.00
2023-09-20	GTM	SLV	5.00
2023-09-20	GTM	SLV	44,995.00
2023-09-20	DOM	SLV	25.00
2023-09-20	GTM	SLV	245.00
2023-09-20	GTM	SLV	1,395.00
2023-09-20	GTM	SLV	5.00
2023-09-20	GTM	SLV	195.00
2023-09-20	GTM	SLV	160.00
2023-09-20	NIC	SLV	60.00
2023-09-20	NIC	SLV	10.00
2023-09-20	DOM	SLV	45.09
2023-09-20	DOM	SLV	1,600.00
2023-09-21	GTM	DOM	4,995.00
2023-09-21	GTM	DOM	9,495.00
2023-09-21	GTM	SLV	745.00
2023-09-21	GTM	SLV	59.00
2023-09-21	GTM	SLV	309.54
2023-09-21	GTM	SLV	995.00
2023-09-21	GTM	SLV	505.00
2023-09-21	HND	SLV	18.00
2023-09-21	DOM	SLV	1.00
2023-09-21	CRI	SLV	100.00
2023-09-21	NIC	SLV	40.00
2023-09-21	CRI	SLV	1,000.00
2023-09-22	GTM	DOM	12,368.49
2023-09-22	GTM	SLV	175.00
2023-09-22	GTM	SLV	120.00
2023-09-22	CRI	SLV	250.00
2023-09-22	CRI	SLV	250.00
2023-09-22	CRI	SLV	50.00
2023-09-22	CRI	SLV	500.00
2023-09-25	DOM	CRI	100.00
2023-09-25	GTM	HND	14,995.00
2023-09-25	GTM	SLV	95.00
2023-09-25	GTM	SLV	5.00
2023-09-25	GTM	SLV	5.00
2023-09-25	GTM	SLV	55.00
⋮	⋮	⋮	⋮



Fecha valor	Débito	Crédito	Monto
⋮	⋮	⋮	⋮
2023-09-25	GTM	SLV	15.00
2023-09-25	CRI	SLV	200.00
2023-09-25	CRI	SLV	50.00
2023-09-25	CRI	SLV	45.00
2023-09-25	CRI	SLV	1,000.00
2023-09-25	CRI	SLV	100.00
2023-09-26	GTM	SLV	653.50
2023-09-26	DOM	SLV	2.00
2023-09-26	GTM	SLV	195.00
2023-09-26	GTM	SLV	195.00
2023-09-26	GTM	SLV	1,006.63
2023-09-26	GTM	SLV	3,226.20
2023-09-26	GTM	SLV	1.00
2023-09-26	GTM	SLV	277.00
2023-09-26	GTM	SLV	6,584.50
2023-09-26	NIC	SLV	120.00
2023-09-27	GTM	SLV	655.00
2023-09-27	GTM	SLV	495.00
2023-09-27	GTM	SLV	4,995.00
2023-09-27	NIC	SLV	555.00
2023-09-27	HND	SLV	18.00
2023-09-27	HND	SLV	55.50
2023-09-27	GTM	SLV	65.00
2023-09-27	GTM	SLV	41.40
2023-09-27	GTM	SLV	33.00
2023-09-27	GTM	SLV	1.00
2023-09-27	CRI	SLV	50.00
2023-09-27	CRI	SLV	110.00
2023-09-28	NIC	DOM	10.00
2023-09-28	GTM	DOM	3,995.00
2023-09-28	GTM	SLV	195.00
2023-09-28	GTM	SLV	180.00
2023-09-28	GTM	SLV	45.00
2023-09-28	GTM	SLV	908.52
2023-09-29	GTM	DOM	1,110.00
2023-09-29	GTM	SLV	495.00
2023-09-29	GTM	SLV	70.00
2023-09-29	GTM	SLV	3,388.10
⋮	⋮	⋮	⋮

Fecha valor	Débito	Crédito	Monto
⋮	⋮	⋮	⋮
2023-09-29	GTM	SLV	151.86
2023-09-29	GTM	SLV	156.68
2023-09-29	GTM	SLV	745.00
2023-09-29	GTM	SLV	642.00
2023-09-29	GTM	SLV	535.00
2023-09-29	NIC	SLV	137.00
2023-09-29	NIC	SLV	3,352.00
2023-09-29	CRI	SLV	40.00
2023-09-29	DOM	SLV	150.00
2023-09-29	CRI	SLV	53.27
2023-10-02	GTM	DOM	60.00
2023-10-02	GTM	DOM	791.00
2023-10-02	GTM	DOM	28,055.02
2023-10-02	GTM	SLV	31.00
2023-10-02	GTM	SLV	5.00
2023-10-02	GTM	SLV	195.00
2023-10-02	GTM	SLV	195.00
2023-10-02	GTM	SLV	35.00
2023-10-02	CRI	SLV	110.00
2023-10-02	CRI	SLV	150.00
2023-10-02	CRI	SLV	20.00
2023-10-02	CRI	SLV	1.50
2023-10-02	CRI	SLV	100.00
2023-10-03	GTM	SLV	445.00
2023-10-03	GTM	SLV	595.00
2023-10-03	GTM	SLV	1,395.00
2023-10-03	GTM	SLV	2,097.60
2023-10-03	GTM	SLV	295.00
2023-10-03	GTM	SLV	95.00
2023-10-03	GTM	SLV	295.00
2023-10-03	GTM	SLV	4.00
2023-10-03	NIC	SLV	120.00
2023-10-03	NIC	SLV	20.00
2023-10-03	CRI	SLV	75.00
2023-10-03	CRI	SLV	250.00
2023-10-03	GTM	SLV	15.00
2023-10-03	GTM	SLV	151.86
2023-10-03	GTM	SLV	147.00
⋮	⋮	⋮	⋮

Fecha valor	Débito	Crédito	Monto
⋮	⋮	⋮	⋮
2023-10-03	GTM	SLV	95.00
2023-10-03	GTM	SLV	15.00
2023-10-03	GTM	SLV	59.00
2023-10-03	GTM	SLV	195.00
2023-10-03	GTM	SLV	48.00
2023-10-04	GTM	SLV	15.00
2023-10-04	GTM	SLV	151.00
2023-10-04	GTM	SLV	35.00
2023-10-04	GTM	SLV	245.00
2023-10-04	GTM	SLV	295.00
2023-10-04	GTM	SLV	1,495.00
2023-10-04	GTM	SLV	795.00
2023-10-04	CRI	SLV	41.35
2023-10-04	CRI	SLV	325.00
2023-10-04	CRI	SLV	46.96
2023-10-05	GTM	SLV	295.00
2023-10-05	GTM	SLV	1.00
2023-10-05	GTM	SLV	5,088.50
2023-10-05	GTM	SLV	161.00
2023-10-05	CRI	SLV	1.00
2023-10-05	CRI	SLV	10.00
2023-10-05	CRI	SLV	3,000.00
2023-10-06	GTM	SLV	2,097.60
2023-10-06	GTM	SLV	45.00
2023-10-06	GTM	SLV	995.00
2023-10-06	GTM	SLV	995.00
2023-10-06	GTM	SLV	195.00
2023-10-09	GTM	SLV	17,796.19
2023-10-09	GTM	SLV	1,995.00
2023-10-09	NIC	SLV	60.00
2023-10-09	NIC	SLV	300.00
2023-10-09	NIC	SLV	115.00
2023-10-10	SIPA	HND	9,898.00
2023-10-10	GTM	HND	29,995.00
2023-10-10	GTM	DOM	1,110.00
2023-10-10	GTM	SLV	45.00
2023-10-10	GTM	SLV	25.00
2023-10-10	DOM	SLV	60.00
⋮	⋮	⋮	⋮



Fecha valor	Débito	Crédito	Monto
⋮	⋮	⋮	⋮
2023-10-10	GTM	SLV	173.87
2023-10-10	GTM	SLV	60.00
2023-10-10	GTM	SLV	5.34
2023-10-10	GTM	SLV	45.00
2023-10-10	NIC	SLV	30.00
2023-10-10	HND	SLV	1,098.00
2023-10-10	CRI	SLV	10.00
2023-10-10	CRI	SLV	177.00
2023-10-10	CRI	SLV	200.00
2023-10-11	DOM	HND	9,900.00
2023-10-11	GTM	NIC	795.00
2023-10-11	GTM	DOM	179,995.00
2023-10-11	DOM	SLV	60.00
2023-10-11	CRI	SLV	30.00
2023-10-11	GTM	SLV	105.00
2023-10-11	GTM	SLV	7.00
2023-10-11	GTM	SLV	329.51
2023-10-11	GTM	SLV	10,596.15
2023-10-11	GTM	SLV	14,457.90
2023-10-12	DOM	SLV	9.00
2023-10-12	CRI	SLV	20.00
2023-10-12	CRI	SLV	925.00
2023-10-12	CRI	SLV	15,669.72
2023-10-13	GTM	SLV	230.47
2023-10-13	NIC	SLV	5.00
2023-10-13	NIC	SLV	70.00
2023-10-13	CRI	SLV	10.00
2023-10-13	CRI	SLV	4.50
2023-10-13	CRI	SLV	60.00
2023-10-16	CRI	SLV	5.00
2023-10-16	CRI	SLV	15,669.72
2023-10-16	CRI	SLV	55.00
2023-10-16	CRI	SLV	10.00
2023-10-16	CRI	SLV	90.00
2023-10-16	CRI	SLV	3.00
2023-10-16	CRI	SLV	100.00
2023-10-16	CRI	SLV	2.00
2023-10-16	CRI	SLV	150.00
⋮	⋮	⋮	⋮

Fecha valor	Débito	Crédito	Monto
⋮	⋮	⋮	⋮
2023-10-16	GTM	SLV	995.00
2023-10-16	GTM	SLV	5.00
2023-10-16	GTM	SLV	5.00
2023-10-16	GTM	SLV	95.00
2023-10-16	GTM	SLV	5.00
2023-10-16	GTM	DOM	53,421.96
2023-10-16	HND	SLV	1,998.00
2023-10-16	NIC	SLV	900.00
2023-10-17	CRI	SLV	90.00
2023-10-17	CRI	SLV	85.00
2023-10-17	GTM	SLV	10.00
2023-10-17	GTM	SLV	295.00
2023-10-17	GTM	SLV	755.00
2023-10-17	GTM	SLV	57.00
2023-10-17	GTM	SLV	145.00
2023-10-17	GTM	SLV	200.00
2023-10-17	GTM	SLV	5.00
2023-10-17	GTM	SLV	10.00
2023-10-17	GTM	NIC	795.00
2023-10-17	HND	SLV	1,074.00
2023-10-18	CRI	SLV	4.00
2023-10-18	CRI	SLV	1,530.00
2023-10-18	GTM	SLV	114.00
2023-10-18	GTM	SLV	432.00
2023-10-18	GTM	SLV	145.00
2023-10-18	GTM	SLV	25.00
2023-10-18	GTM	SLV	3,928.10
2023-10-18	GTM	SLV	14,457.90
2023-10-18	GTM	SLV	9,595.00
2023-10-18	NIC	SLV	3.00
2023-10-18	NIC	SLV	600.00
2023-10-19	CRI	SLV	457.39
2023-10-19	CRI	SLV	410.00
2023-10-19	GTM	SLV	370.00
2023-10-19	GTM	SLV	1,364.50
2023-10-19	GTM	SLV	2.00
2023-10-19	GTM	SLV	562.00
2023-10-19	GTM	SLV	89.10
⋮	⋮	⋮	⋮

Fecha valor	Débito	Crédito	Monto
⋮	⋮	⋮	⋮
2023-10-19	HND	SLV	17.00
2023-10-20	CRI	SLV	102.00
2023-10-20	NIC	SLV	500.00
2023-10-23	CRI	SLV	15.00
2023-10-23	CRI	SLV	10.00
2023-10-23	CRI	SLV	15.00
2023-10-23	CRI	SLV	200.00
2023-10-23	CRI	SLV	766.66
2023-10-23	GTM	SLV	125.00
2023-10-23	GTM	SLV	77.00
2023-10-23	GTM	SLV	145.00
2023-10-23	GTM	SLV	45.00
2023-10-23	GTM	SLV	9,590.00
2023-10-23	GTM	SLV	95.00
2023-10-24	CRI	SLV	75.00
2023-10-24	GTM	SLV	370.00
2023-10-24	GTM	SLV	4,995.00
2023-10-24	GTM	SLV	9,995.00
2023-10-24	GTM	SLV	35.00
2023-10-24	GTM	SLV	684.43
2023-10-24	GTM	SLV	27,866.90
2023-10-24	GTM	DOM	645.00
2023-10-24	GTM	DOM	1,947.00
2023-10-24	HND	SLV	523.00
2023-10-24	HND	SLV	8.00
2023-10-24	HND	SLV	738.00
2023-10-24	NIC	SLV	40.00
2023-10-25	CRI	SLV	90.00
2023-10-25	CRI	SLV	200.00
2023-10-25	GTM	SLV	2,615.00
2023-10-25	GTM	SLV	515.00
2023-10-25	GTM	SLV	2,988.78
2023-10-25	GTM	SLV	3,928.10
2023-10-25	GTM	SLV	75.00
2023-10-25	GTM	SLV	41.00
2023-10-25	GTM	SLV	14,457.90
2023-10-25	GTM	DOM	1,995.00
2023-10-25	NIC	SLV	350.00
⋮	⋮	⋮	⋮



Fecha valor	Débito	Crédito	Monto
⋮	⋮	⋮	⋮
2023-10-26	CRI	SLV	68.40
2023-10-26	CRI	SLV	5.00
2023-10-26	CRI	SLV	56.53
2023-10-26	GTM	SLV	173.00
2023-10-26	GTM	SLV	190.17
2023-10-26	GTM	SLV	645.00
2023-10-26	GTM	SLV	1,017.67
2023-10-26	GTM	SLV	55.00
2023-10-26	GTM	SLV	162.13
2023-10-26	GTM	SLV	55.00
2023-10-26	GTM	SLV	375.00
2023-10-26	GTM	SLV	705.00
2023-10-26	GTM	SLV	0.50
2023-10-26	GTM	DOM	2,385.00
2023-10-26	NIC	SLV	50.00
2023-10-27	CRI	SLV	141.00
2023-10-27	CRI	SLV	200.00
2023-10-27	CRI	SLV	200.00
2023-10-27	GTM	SLV	16.02
2023-10-27	GTM	SLV	2,375.00
2023-10-27	GTM	SLV	4,306.00
2023-10-27	GTM	SLV	1,795.00
2023-10-27	GTM	DOM	1,995.00
2023-10-27	GTM	DOM	5,005.00
2023-10-27	HND	SLV	91.00
2023-10-30	CRI	SLV	361.00
2023-10-30	CRI	SLV	300.00
2023-10-30	CRI	SLV	50.00
2023-10-30	CRI	SLV	1,000.00
2023-10-30	GTM	DOM	1,947.00
2023-10-30	NIC	SLV	640.00
2023-10-30	NIC	SLV	20.00
2023-10-31	CRI	SLV	2,000.00
2023-10-31	SLV	HND	800.00
2023-10-31	GTM	SLV	55.00
2023-10-31	GTM	SLV	6,328.50
2023-10-31	GTM	SLV	1,506.00
2023-10-31	GTM	SLV	59.00
⋮	⋮	⋮	⋮

Fecha valor	Débito	Crédito	Monto
⋮	⋮	⋮	⋮
2023-10-31	GTM	SLV	20.00
2023-10-31	GTM	SLV	146.00
2023-10-31	GTM	SLV	45.00
2023-10-31	GTM	SLV	3,988.10
2023-10-31	GTM	HND	245.00
2023-11-01	CRI	SLV	50.00
2023-11-01	CRI	SLV	100.00
2023-11-02	HND	SLV	93.00
2023-11-02	NIC	SLV	640.00
2023-11-02	NIC	SLV	30.00
2023-11-02	NIC	HND	400.00
2023-11-03	CRI	SLV	400.00
2023-11-03	CRI	SLV	400.00
2023-11-03	CRI	SLV	400.00
2023-11-03	CRI	SLV	100.00
2023-11-03	CRI	SLV	50.00
2023-11-03	CRI	SLV	56.00
2023-11-03	GTM	SLV	1,040.00
2023-11-03	GTM	SLV	2.00
2023-11-03	GTM	SLV	147.00
2023-11-03	GTM	SLV	1,115.00
2023-11-03	GTM	SLV	3,345.70
2023-11-03	GTM	DOM	2,385.00
2023-11-03	GTM	DOM	793.00
2023-11-07	CRI	HND	11,691.72
2023-11-07	GTM	DOM	5,016.50
2023-11-07	GTM	SLV	120.00
2023-11-07	GTM	SLV	129.00
2023-11-07	GTM	SLV	2,875.00
2023-11-07	GTM	SLV	1,995.00
2023-11-07	GTM	SLV	5,511.40
2023-11-07	GTM	SLV	45.00
2023-11-07	GTM	SLV	45.00
2023-11-07	GTM	SLV	759.50
2023-11-07	GTM	SLV	1,995.00
2023-11-07	CRI	SLV	5.00
2023-11-07	CRI	SLV	300.00
2023-11-07	CRI	SLV	1.00
⋮	⋮	⋮	⋮

Fecha valor	Débito	Crédito	Monto
⋮	⋮	⋮	⋮
2023-11-07	CRI	SLV	203.00
2023-11-07	NIC	SLV	730.00
2023-11-07	HND	SLV	10.00
2023-11-07	CRI	SLV	350.00
2023-11-07	CRI	SLV	200.00
2023-11-07	CRI	SLV	450.00
2023-11-07	CRI	SLV	350.00
2023-11-07	CRI	SLV	350.00
2023-11-07	CRI	SLV	5.00
2023-11-08	GTM	SLV	11,578.52
2023-11-08	GTM	SLV	115.00
2023-11-08	GTM	SLV	1,958.00
2023-11-08	GTM	SLV	876.00
2023-11-08	GTM	SLV	1.00
2023-11-08	GTM	SLV	14,457.90
2023-11-08	GTM	SLV	5.00
2023-11-08	GTM	SLV	5.00
2023-11-08	GTM	SLV	3,345.70
2023-11-08	GTM	SLV	245.00
2023-11-08	GTM	SLV	490.00
2023-11-08	GTM	SLV	65.00
2023-11-08	GTM	SLV	25.00
2023-11-08	GTM	SLV	2,990.00
2023-11-08	HND	SLV	100.00
2023-11-08	NIC	SLV	70.00
2023-11-08	CRI	SLV	70.00
2023-11-09	NIC	CRI	20.00
2023-11-09	GTM	DOM	3,510.42
2023-11-09	HND	DOM	34,680.00
2023-11-09	GTM	SLV	145.00
2023-11-09	CRI	SLV	112.00
2023-11-09	CRI	SLV	195.00
2023-11-09	GTM	SLV	99,995.00
2023-11-09	CRI	SLV	250.00
2023-11-10	GTM	DOM	1,519.12
2023-11-10	GTM	DOM	793.00
2023-11-10	GTM	SLV	45.00
2023-11-10	GTM	SLV	109.67
⋮	⋮	⋮	⋮



Fecha valor	Débito	Crédito	Monto
⋮	⋮	⋮	⋮
2023-11-10	GTM	SLV	195.00
2023-11-10	GTM	SLV	17,940.61
2023-11-10	GTM	SLV	2,495.00
2023-11-10	GTM	SLV	20.00
2023-11-10	GTM	SLV	5.00
2023-11-10	GTM	SLV	15.16
2023-11-10	NIC	SLV	20.00
2023-11-10	CRI	SLV	10.00
2023-11-13	CRI	SLV	250.00
2023-11-13	CRI	SLV	50.00
2023-11-13	CRI	SLV	250.00
2023-11-13	CRI	SLV	56.00
2023-11-13	CRI	SLV	56.00
2023-11-13	GTM	SLV	9,637.50
2023-11-13	GTM	SLV	9,132.64
2023-11-13	GTM	SLV	1,795.00
2023-11-13	GTM	SLV	275.00
2023-11-13	GTM	SLV	378.87
2023-11-13	GTM	SLV	41,995.00
2023-11-13	GTM	SLV	3,340.70
2023-11-13	GTM	SLV	25.00
2023-11-13	GTM	DOM	5,005.00
2023-11-13	HND	SLV	5,500.00
2023-11-14	CRI	SLV	132.00
2023-11-14	CRI	SLV	100.00
2023-11-14	CRI	SLV	30.00
2023-11-14	GTM	SLV	2,995.00
2023-11-14	GTM	SLV	295.00
2023-11-14	GTM	SLV	695.00
2023-11-14	GTM	SLV	1,295.00
2023-11-14	GTM	SLV	348.50
2023-11-14	GTM	SLV	5.00
2023-11-14	NIC	SLV	150.00
2023-11-15	SLV	DOM	3,575.00
2023-11-15	GTM	SLV	105.00
2023-11-15	GTM	SLV	160.00
2023-11-15	GTM	SLV	25.00
2023-11-15	GTM	SLV	15.00
⋮	⋮	⋮	⋮

Fecha valor	Débito	Crédito	Monto
⋮	⋮	⋮	⋮
2023-11-15	NIC	SLV	400.00
2023-11-16	GTM	SLV	15.00
2023-11-16	GTM	SLV	195.00
2023-11-16	GTM	DOM	2,280.00
2023-11-16	NIC	DOM	138.00
2023-11-16	DOM	SLV	2,000.00
2023-11-17	GTM	SLV	406.00
2023-11-17	GTM	SLV	745.00
2023-11-17	GTM	SLV	739.00
2023-11-17	GTM	SLV	5.27
2023-11-17	GTM	SLV	1.00
2023-11-17	GTM	SLV	1,320.00
2023-11-17	GTM	DOM	245.00
2023-11-17	GTM	DOM	57,220.00
2023-11-17	HND	SLV	850.00
2023-11-20	CRI	SLV	100.00
2023-11-20	CRI	SLV	841.00
2023-11-20	GTM	SLV	785.00
2023-11-20	GTM	SLV	15.00
2023-11-20	GTM	SLV	8.00
2023-11-20	GTM	SLV	195.00
2023-11-20	GTM	SLV	495.00
2023-11-20	GTM	DOM	4,324.50
2023-11-21	GTM	SLV	8.00
2023-11-21	GTM	SLV	795.00
2023-11-21	GTM	SLV	15.00
2023-11-21	GTM	SLV	45.00
2023-11-22	CRI	SLV	300.00
2023-11-22	CRI	SLV	100.00
2023-11-22	GTM	SLV	53.00
2023-11-22	GTM	SLV	125.00
2023-11-22	GTM	SLV	425.00
2023-11-22	GTM	DOM	5,005.00
2023-11-22	HND	SLV	10.00
2023-11-23	GTM	SLV	95.00
2023-11-23	GTM	SLV	95.00
2023-11-23	HND	SLV	335.00
2023-11-24	CRI	SLV	250.00
⋮	⋮	⋮	⋮

Fecha valor	Débito	Crédito	Monto
⋮	⋮	⋮	⋮
2023-11-24	CRI	SLV	2,080.00
2023-11-24	GTM	SLV	55.00
2023-11-24	GTM	SLV	2.00
2023-11-24	HND	SLV	2.00
2023-11-27	CRI	SLV	130.00
2023-11-27	CRI	SLV	1.00
2023-11-27	GTM	SLV	131.00
2023-11-27	GTM	SLV	2,174.85
2023-11-27	GTM	SLV	5.00
2023-11-27	GTM	SLV	1,002.28
2023-11-27	GTM	SLV	5.00
2023-11-27	GTM	SLV	33.00
2023-11-27	GTM	SLV	3,242.28
2023-11-27	GTM	DOM	4,995.00
2023-11-27	HND	SLV	59.80
2023-11-27	NIC	CRI	100.00
2023-11-28	CRI	SLV	0.05
2023-11-28	CRI	SLV	50.00
2023-11-28	CRI	SLV	2,590.00
2023-11-28	CRI	SLV	50.00
2023-11-28	SLV	HND	1,070.00
2023-11-28	GTM	SLV	245.00
2023-11-28	GTM	SLV	295.00
2023-11-28	GTM	SLV	1,285.32
2023-11-28	GTM	DOM	4,995.00
2023-11-28	NIC	SLV	100.00
2023-11-28	NIC	SLV	20.00
2023-11-29	CRI	SLV	357.00
2023-11-29	CRI	SLV	6,265.58
2023-11-29	CRI	SLV	2,590.00
2023-11-29	CRI	SLV	45.00
2023-11-29	GTM	SLV	115.00
2023-11-29	GTM	SLV	5.70
2023-11-29	DOM	SLV	4.00
2023-11-30	GTM	SLV	4,468.75
2023-11-30	GTM	SLV	1,116.06
2023-11-30	GTM	SLV	95.00
2023-11-30	GTM	SLV	513.00
⋮	⋮	⋮	⋮



Fecha valor	Débito	Crédito	Monto
⋮	⋮	⋮	⋮
2023-11-30	GTM	SLV	30.00
2023-11-30	GTM	DOM	2,280.00
2023-11-30	NIC	SLV	100.00
2023-12-01	GTM	SLV	500.00
2023-12-01	GTM	SLV	500.00
2023-12-01	GTM	SLV	100.00
2023-12-01	GTM	DOM	5,000.00
2023-12-01	GTM	DOM	4,521.50
2023-12-01	HND	SLV	20,000.00
2023-12-01	HND	SLV	10,000.00
2023-12-04	CRI	SLV	10.00
2023-12-04	CRI	SLV	357.00
2023-12-04	CRI	SLV	50.00
2023-12-04	CRI	SLV	277.90
2023-12-04	CRI	SLV	540.00
2023-12-04	GTM	SLV	68.00
2023-12-04	GTM	SLV	16,226.89
2023-12-04	GTM	SLV	100.00
2023-12-04	GTM	SLV	4.00
2023-12-04	GTM	SLV	593.00
2023-12-04	GTM	SLV	35.00
2023-12-04	HND	SLV	50.00
2023-12-04	HND	SLV	2,300.00
2023-12-04	DOM	CRI	70.00
2023-12-05	CRI	SLV	3,000.00
2023-12-05	CRI	SLV	5.00
2023-12-05	GTM	SLV	68.00
2023-12-05	GTM	SLV	100.00
2023-12-05	GTM	SLV	40.00
2023-12-05	GTM	SLV	313.87
2023-12-05	GTM	SLV	378.87
2023-12-05	GTM	SLV	65.00
2023-12-05	GTM	SLV	3.00
2023-12-05	HND	SLV	1,300.00
2023-12-06	CRI	SLV	33.00
2023-12-06	GTM	SLV	80.00
2023-12-06	GTM	SLV	42,000.00
2023-12-06	GTM	SLV	40.00
⋮	⋮	⋮	⋮

Fecha valor	Débito	Crédito	Monto
⋮	⋮	⋮	⋮
2023-12-07	CRI	SLV	50.00
2023-12-07	CRI	SLV	1.00
2023-12-07	GTM	SLV	330.00
2023-12-07	GTM	SLV	600.00
2023-12-07	GTM	SLV	78.87
2023-12-07	NIC	SLV	20.00
2023-12-07	NIC	SLV	3,573.00
2023-12-07	DOM	CRI	70.00
2023-12-08	CRI	SLV	5,000.00
2023-12-08	CRI	SLV	15.00
2023-12-08	CRI	SLV	20.00
2023-12-08	GTM	CRI	30.00
2023-12-08	GTM	SLV	2,865.74
2023-12-08	GTM	SLV	2,648.34
2023-12-11	CRI	SLV	5,000.00
2023-12-11	CRI	SLV	50.00
2023-12-11	CRI	SLV	50.00
2023-12-11	CRI	SLV	150.00
2023-12-11	CRI	SLV	200.00
2023-12-11	CRI	SLV	400.00
2023-12-11	GTM	DOM	1,000.00
2023-12-11	GTM	DOM	650.00
2023-12-12	CRI	SLV	4,150.00
2023-12-12	CRI	SLV	3,000.00
2023-12-12	CRI	SLV	100.00
2023-12-12	CRI	SLV	90.00
2023-12-12	CRI	SLV	200.00
2023-12-12	GTM	CRI	30.00
2023-12-12	GTM	SLV	99.00
2023-12-12	GTM	SLV	273.33
2023-12-12	GTM	SLV	68.00
2023-12-12	GTM	SLV	20.00
2023-12-12	GTM	SLV	2,700.00
2023-12-12	HND	SLV	50.00
2023-12-12	NIC	SLV	20.00
2023-12-12	NIC	SLV	40.00
2023-12-13	CRI	SLV	4,150.00
2023-12-13	CRI	SLV	50.00
⋮	⋮	⋮	⋮

Fecha valor	Débito	Crédito	Monto
⋮	⋮	⋮	⋮
2023-12-13	GTM	SLV	950.00
2023-12-13	GTM	SLV	70.00
2023-12-13	GTM	SLV	66.00
2023-12-13	GTM	SLV	17.00
2023-12-13	GTM	SLV	20.00
2023-12-13	GTM	DOM	2,199.19
2023-12-14	CRI	SLV	101.10
2023-12-14	GTM	SLV	6,859.13
2023-12-14	GTM	SLV	40.00
2023-12-14	GTM	SLV	5,000.00
2023-12-14	GTM	SLV	128.00
2023-12-14	GTM	SLV	3.00
2023-12-14	GTM	SLV	250.00
2023-12-14	GTM	SLV	110.00
2023-12-14	GTM	SLV	690.00
2023-12-14	GTM	SLV	150.00
2023-12-14	GTM	SLV	2,700.00
2023-12-14	HND	SLV	734.60
2023-12-15	CRI	SLV	459.73
2023-12-15	CRI	SLV	101.10
2023-12-15	GTM	SLV	445.04
2023-12-15	GTM	SLV	60.00
2023-12-18	SIPA	HND	25,000.00
2023-12-18	CRI	SLV	55,000.00
2023-12-18	CRI	SLV	348.00
2023-12-18	CRI	SLV	500.00
2023-12-18	GTM	SLV	200.00
2023-12-18	GTM	SLV	170.00
2023-12-19	CRI	SLV	55,000.00
2023-12-19	CRI	SLV	3,480.30
2023-12-19	CRI	DOM	3,900.00
2023-12-19	GTM	SLV	1.00
2023-12-19	GTM	SLV	1,838.82
2023-12-19	GTM	SLV	20.00
2023-12-19	HND	SLV	5.00
2023-12-19	HND	SLV	400.00
2023-12-19	NIC	SLV	20.00
2023-12-19	NIC	SLV	9.55
⋮	⋮	⋮	⋮



FIN DEL REPORTE

Fecha valor	Débito	Crédito	Monto
⋮	⋮	⋮	⋮
2023-12-19	NIC	SLV	221.52
2023-12-19	NIC	SLV	300.00
2023-12-20	CRI	SLV	200.00
2023-12-20	CRI	SLV	392.50
2023-12-20	GTM	SLV	25.00
2023-12-20	GTM	SLV	136.00
2023-12-20	GTM	SLV	1.00
2023-12-20	GTM	SLV	3,247.00
2023-12-20	GTM	SLV	116.75
2023-12-20	GTM	SLV	3,140.00
2023-12-20	GTM	SLV	150.00
2023-12-20	GTM	SLV	1,240.00
2023-12-20	GTM	SLV	256.00
2023-12-20	GTM	SLV	383.87
2023-12-20	GTM	SLV	45,000.00
2023-12-20	HND	SLV	138.00
2023-12-20	HND	SLV	40.00
2023-12-20	HND	DOM	5,000.00
2023-12-20	NIC	SLV	50.00
2023-12-21	CRI	SLV	200.00
2023-12-21	GTM	SLV	116.00
2023-12-21	GTM	SLV	25.00
2023-12-21	HND	SLV	15.00
2023-12-21	NIC	SLV	2,100.00
2023-12-22	CRI	SLV	3,150.00
2023-12-22	CRI	DOM	3,900.00
2023-12-22	CRI	DOM	1,800.00
2023-12-22	GTM	SLV	116.00
2023-12-22	GTM	SLV	4,371.52
2023-12-22	GTM	SLV	1,822.00
2023-12-22	GTM	SLV	511.00
2023-12-22	GTM	SLV	3,000.00
2023-12-22	GTM	DOM	23,038.10
2023-12-22	NIC	SLV	800.00
2023-12-22	NIC	HND	3,000.00
2023-12-22	DOM	SLV	30.00
2023-12-26	CRI	SLV	5.00
2023-12-26	CRI	SLV	500.00
⋮	⋮	⋮	⋮

Fecha valor	Débito	Crédito	Monto
⋮	⋮	⋮	⋮
2023-12-26	CRI	SLV	500.00
2023-12-26	CRI	SLV	200.00
2023-12-26	CRI	SLV	3,150.00
2023-12-26	CRI	SLV	110.00
2023-12-26	CRI	SLV	50.00
2023-12-26	GTM	SLV	112.71
2023-12-26	GTM	SLV	500.00
2023-12-26	GTM	SLV	1.00
2023-12-26	GTM	SLV	1,700.00
2023-12-26	GTM	SLV	250.00
2023-12-26	GTM	SLV	2,000.00
2023-12-26	HND	SLV	260.00
2023-12-26	HND	SLV	50.00
2023-12-27	GTM	SLV	7,283.58
2023-12-27	GTM	SLV	2,000.00
2023-12-27	GTM	SLV	35.00
2023-12-27	GTM	DOM	2,000.00
2023-12-27	GTM	DOM	78,483.05
2023-12-27	NIC	SLV	50.00
2023-12-28	CRI	SLV	20,246.30
2023-12-28	CRI	SLV	388.00
2023-12-28	CRI	SLV	500.00
2023-12-28	GTM	SLV	100.00
2023-12-28	GTM	SLV	183.33
2023-12-28	GTM	SLV	26.00
2023-12-28	GTM	SLV	125.00
2023-12-28	GTM	SLV	400.00
2023-12-28	GTM	SLV	2,000.00
2023-12-28	GTM	SLV	190.00
2023-12-28	GTM	SLV	600.00
2023-12-28	HND	SLV	200.00
2023-12-28	NIC	SLV	8.00
2023-12-28	NIC	SLV	25.00
2023-12-28	NIC	SLV	50.00
2023-12-28	NIC	SLV	10.00
2023-12-28	NIC	SLV	4,000.00
2023-12-29	NIC	SLV	205.92

