



CONSEJO MONETARIO  
CENTROAMERICANO

Secretaría Ejecutiva



## Reporte Semanal del Sistema de Interconexión de Pagos (SIPA)

Semana del 29 de enero al 2 de febrero de 2024

Consejo Monetario Centroamericano  
Elaborado: 6 de febrero de 2024

<http://www.secmca.org/sipa/>

# Resumen Ejecutivo

Semana del 29 de enero al 2 de febrero de 2024

## Cuadro 1: Crecimiento en el uso del SIPA\*

Monto	27.0%
Transacciones	617.4%

\* crecimiento del acumulado de este año respecto al mismo período del año anterior

## Cuadro 2: Resumen de operaciones efectuadas en SIPA\*

	Pagos		Devoluciones	
	Monto	Transacciones	Monto	Transacciones
Esta semana	4,516,991.38	704	157,908.90	47
Este año	22,372,321.92	2920	403,328.21	218
Desde inicio	1,431,312,566.81	40907	15,015,618.10	2077

\* cierre al 2 de febrero de 2024

# Índice general

I Pagos realizados en la semana del 29 de enero al 2 de febrero de 2024	7
II Pagos realizados del 1 de enero al 2 de febrero de 2024	19
III Pagos realizados del 3 de marzo de 2011 al 2 de febrero de 2024	24
IV Devoluciones	37

# Comité Técnico de Sistemas de Pagos

Banco Central de Costa Rica	Francisco Carvajal Chavarría	<a href="mailto:carvajalcf@bccr.fi.cr">carvajalcf@bccr.fi.cr</a>
Banco Central de Reserva de El Salvador	Juan Alberto Hernández Arévalo	<a href="mailto:juan.hernandez@bcr.gob.sv">juan.hernandez@bcr.gob.sv</a>
Banco de Guatemala	Jorge Vinicio Cáceres Dávila	<a href="mailto:jvcd@banguat.gob.gt">jvcd@banguat.gob.gt</a>
Banco Central de Honduras	Horacio Laínez	<a href="mailto:horacio.lainez@bch.hn">horacio.lainez@bch.hn</a>
Banco Central de Nicaragua	Oknan Alfredo Bello Dinartes	<a href="mailto:obello@bcn.gob.ni">obello@bcn.gob.ni</a>
Banco Central de la República Dominicana	Ángel González Tejada	<a href="mailto:a.gonzalez@bancentral.gov.do">a.gonzalez@bancentral.gov.do</a>
Secretaría Ejecutiva CMCA	Luis Ortiz Cevallos (coordinador)	<a href="mailto:lortiz@secmca.org">lortiz@secmca.org</a>

## Formatos de cuenta IBAN

País	Formato	Ejemplo
Costa Rica	CR2!n4!n14!n	CR05 0152 0200 1026 2840 66
El Salvador	SV2!n4!a20!n	SV 62 CENR 00000000000000700025
Guatemala	GT2!n4!c20!c	GT82 TRAJ 0102 0000 0012 1002 9690
Honduras	HN2!n4!???????	aún no registrado
Nicaragua	NI2!n4!c20!n	NI91 BAMC 0112 0203 0000 0355 8124
República Dominicana	DO2!n4!c20!n	DO28 BAGR 0000 0001 2124 5361 1324

## Direcciones de correo SIPA

Gestor Institucional SIPA	<a href="mailto:gisip@bancentral.gov.do">gisip@bancentral.gov.do</a>
Banco Central de Costa Rica	<a href="mailto:SIPACR@bccr.fi.cr">SIPACR@bccr.fi.cr</a>
Banco Central de Reserva de El Salvador	<a href="mailto:SIPSV@BCR.GOB.SV">SIPSV@BCR.GOB.SV</a>
Banco de Guatemala	<a href="mailto:SIPGT@banguat.gob.gt">SIPGT@banguat.gob.gt</a>
Banco Central de Honduras	<a href="mailto:sip@bch.hn">sip@bch.hn</a>
Banco Central de Nicaragua	<a href="mailto:SIPNI@bcn.gob.ni">SIPNI@bcn.gob.ni</a>
Banco Central de la República Dominicana	<a href="mailto:siprd@bancentral.gov.do">siprd@bancentral.gov.do</a>
Secretaría Ejecutiva CMCA	<a href="mailto:sip@secmca.org">sip@secmca.org</a>



# Últimos hechos relevantes

No hay hechos relevantes esta semana.

# Próximos feriados

19 de febrero de 2024: Estados Unidos

27 de febrero de 2024: República Dominicana

## FERIADOS DE 2024

	ENE	FEB	MAR	ABR	MAY	JUN	JUL	AGO	SEP	OCT	NOV	DIC
CRI			28 • 29	15	1		29	2 • 15				25
DOM	29	27	28 • 29	29	30			16	24		4	25
GTM			28 • 29		1		1	15			1	25
HND			28 • 29	15	1					3 • 4		25
NIC			28 • 29		1		19					25
SLV			28 • 29		1 • 10	17						25
USA	15	19			27	19	4		2	14	28	25

## Parte I

**Pagos realizados en la semana del 29 de enero al 2 de febrero de 2024**

### Cuadro 3: SIPA: Montos y número de transacciones Semana del 29 de enero al 2 de febrero de 2024 Por país de origen vs destino

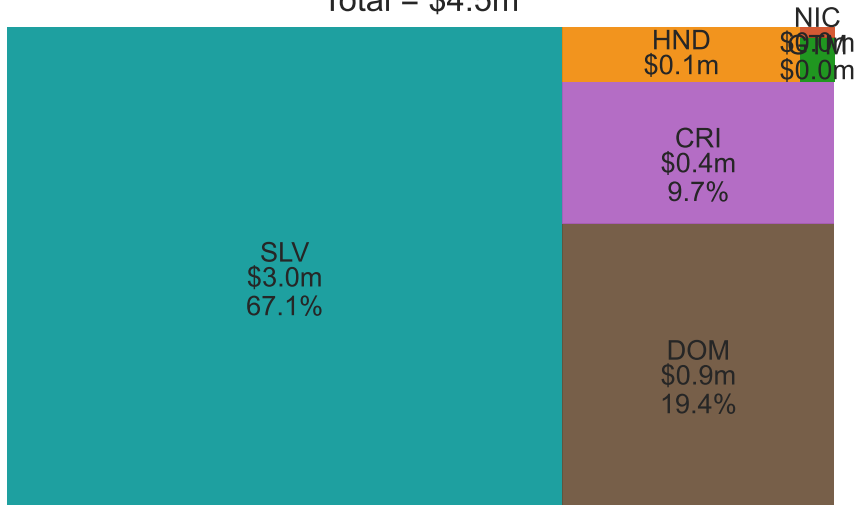
—país de origen (fila) vs país de destino (columna)—

Credito Debito	CRI	DOM	GTM	HND	NIC	SLV	Total
<b>Monto en USD</b>							
CRI	0.00	6,000.00	17,068.89	0.00	392,750.00	21,190.00	437,008.89
DOM	0.00	0.00	533,632.66	257,226.18	86,512.35	0.00	877,371.19
GTM	0.00	0.00	0.00	0.00	0.00	17,385.20	17,385.20
HND	0.00	3,200.00	117,337.07	0.00	8,765.00	19,548.45	148,850.52
NIC	0.00	0.00	888.63	3,000.00	0.00	0.00	3,888.63
SLV	8,929.28	6,936.00	1,719,455.88	143,571.51	1,153,594.28	0.00	3,032,486.95
Total	8,929.28	16,136.00	2,388,383.13	403,797.69	1,641,621.63	58,123.65	4,516,991.38
<b>Número de transacciones</b>							
CRI	0	12	8	0	6	6	32
DOM	0	0	44	16	28	0	88
GTM	0	0	0	0	0	2	2
HND	0	1	3	0	3	4	11
NIC	0	0	2	1	0	0	3
SLV	15	15	385	62	91	0	568
Total	15	28	442	79	128	12	704

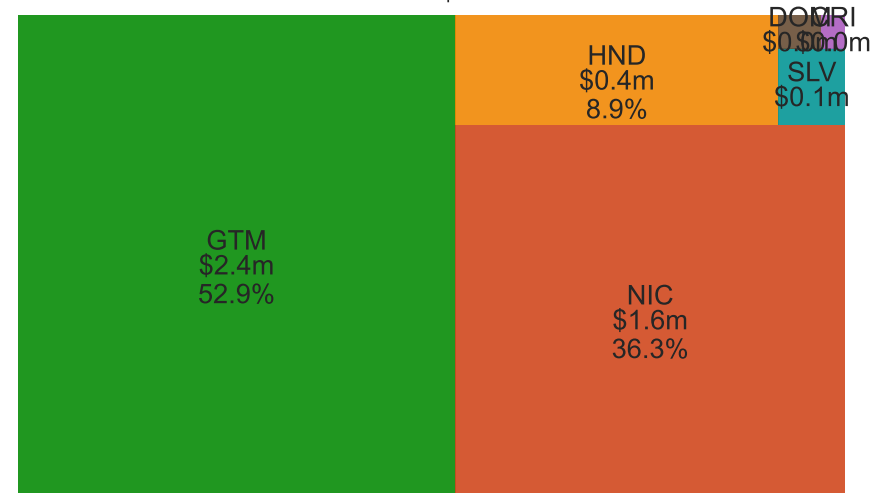


# Figura 1: SIPA: Distribución de los montos y número de transacciones Semana del 29 de enero al 2 de febrero de 2024 Por país de origen y de destino


SIPA: Monto enviado por cada país  
Total = \$4.5m



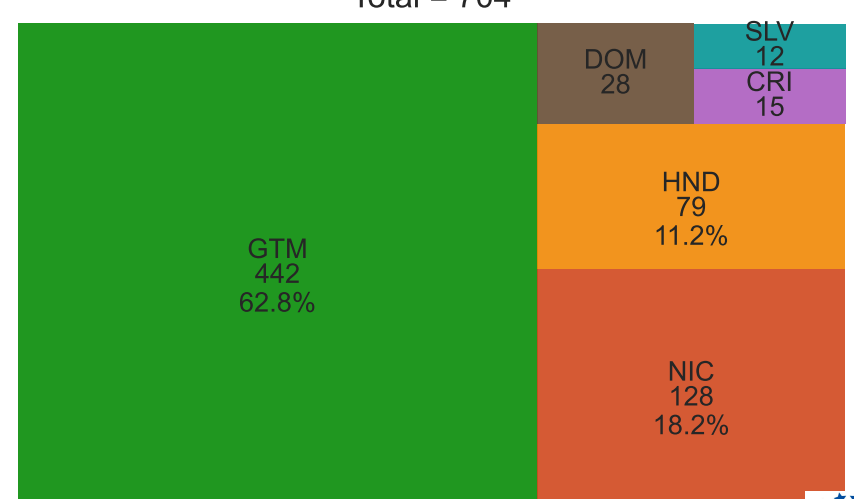
SIPA: Monto recibido por cada país  
Total = \$4.5m



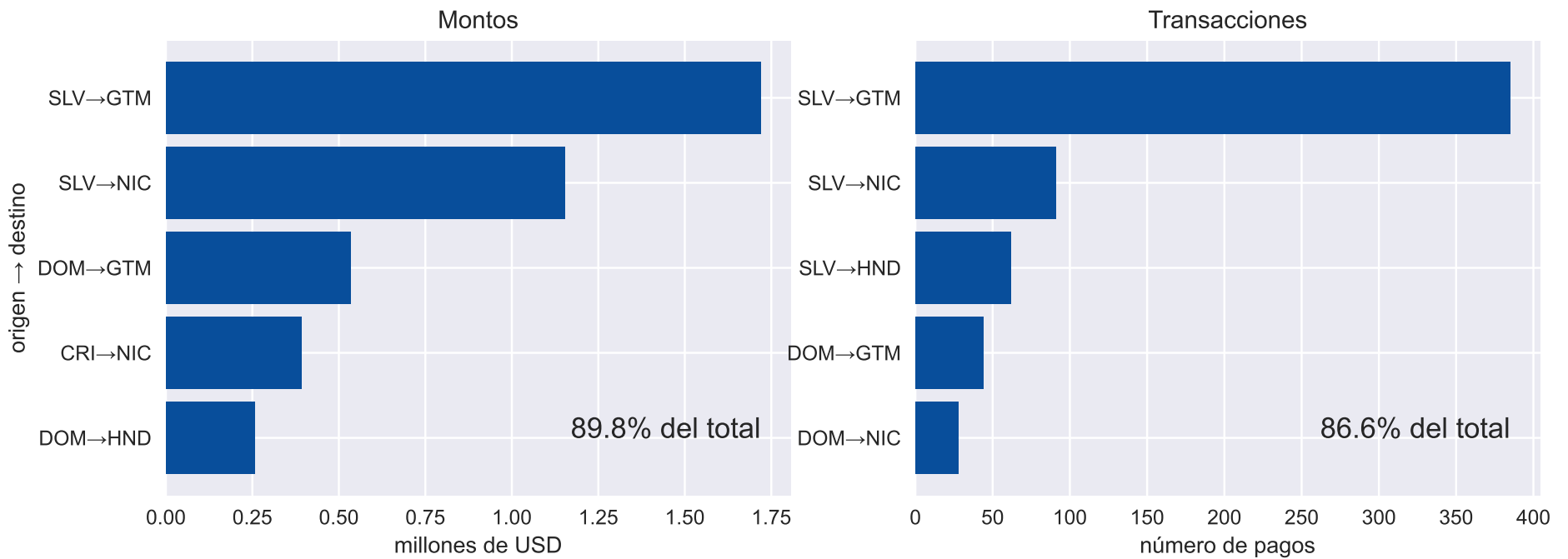
SIPA: Transacciones enviadas por cada país  
Total = 704



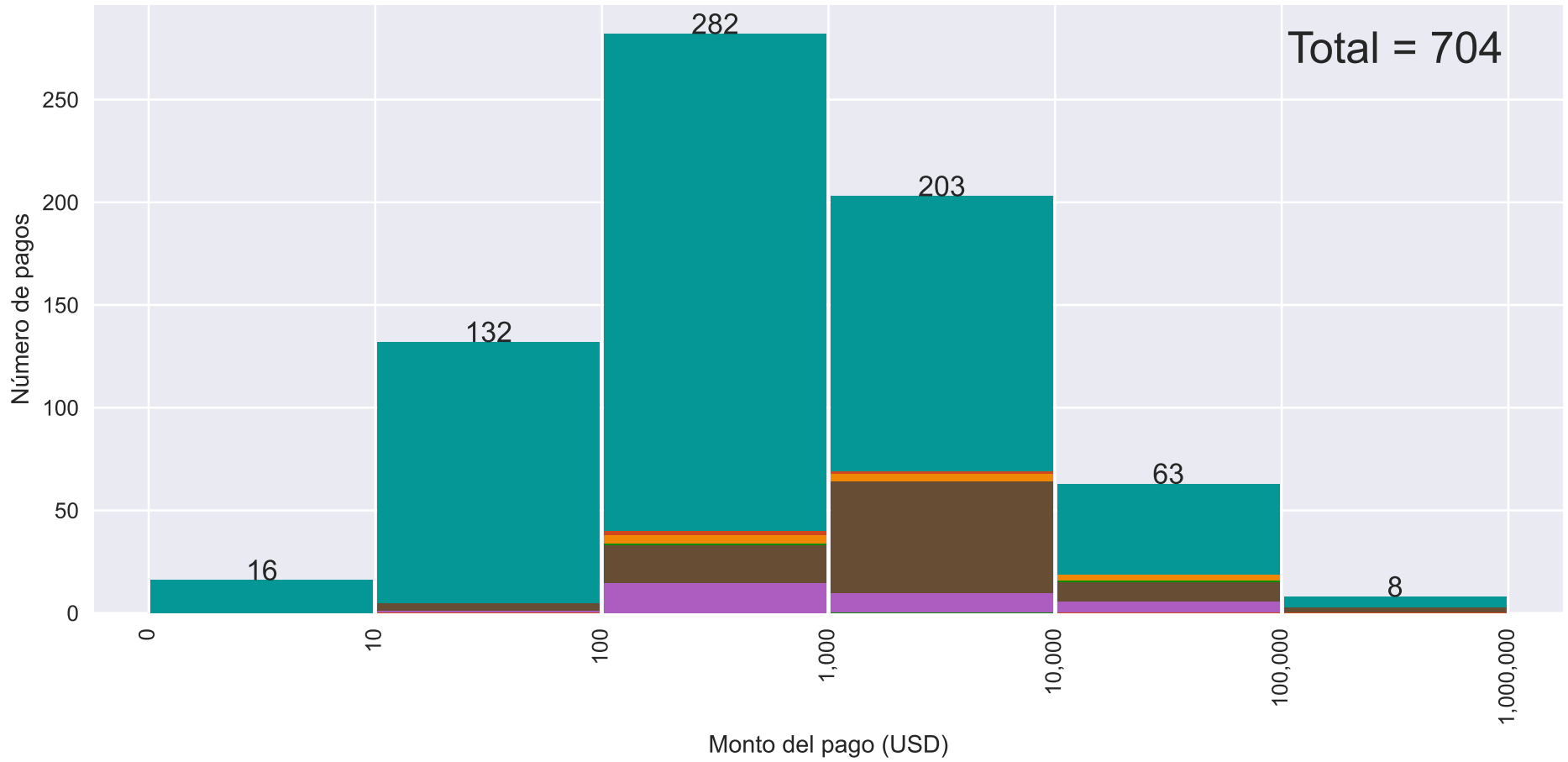
SIPA: Transacciones recibidas por cada país  
Total = 704



**Figura 2: SIPA: Flujos de pagos predominantes**  
**Semana del 29 de enero al 2 de febrero de 2024**  
**Por países de origen→destino**



**Figura 3: SIPA: Distribución de los pagos**  
**Semana del 29 de enero al 2 de febrero de 2024**  
**Por monto del pago y país de origen**



Origen  
 CRI    DOM    GTM    HND    NIC    SLV



## Cuadro 4: SIPA: Operaciones de 29 de enero al 2 de febrero de 2024

Fecha valor	Debito	Credito	Monto
2024-01-30	SLV	NIC	358,016.66
	SLV	NIC	294,154.13
	DOM	GTM	149,618.22
	SLV	GTM	137,231.88
	SLV	GTM	85,000.00
	HND	GTM	84,813.07
	CRI	NIC	80,000.00
	SLV	GTM	67,217.33
	SLV	GTM	65,826.99
	CRI	NIC	60,000.00
	SLV	GTM	60,000.00
	SLV	GTM	50,489.55
	SLV	GTM	49,500.00
	SLV	HND	46,562.10
	SLV	GTM	25,235.00
	DOM	GTM	24,643.07
	SLV	GTM	24,458.52
	SLV	NIC	17,000.00
	SLV	GTM	14,798.53
	SLV	GTM	14,005.54
	SLV	GTM	12,458.58
	SLV	GTM	10,503.95
	SLV	GTM	10,000.00
	SLV	GTM	10,000.00
	SLV	GTM	10,000.00
	SLV	GTM	10,000.00
	SLV	HND	10,000.00
	SLV	NIC	10,000.00
	SLV	GTM	9,000.00
	SLV	GTM	8,892.00
	SLV	GTM	7,546.25
	SLV	GTM	7,309.00
	:	:	:

Fecha valor	Debito	Credito	Monto
:	:	:	:
	SLV	GTM	7,302.93
	DOM	HND	7,000.64
	SLV	GTM	5,533.20
	HND	SLV	5,472.55
	SLV	GTM	5,276.37
	SLV	GTM	5,228.00
	SLV	GTM	5,000.00
	DOM	GTM	5,000.00
	DOM	HND	5,000.00
	SLV	NIC	4,700.00
	SLV	GTM	4,451.99
	CRI	GTM	4,330.00
	DOM	GTM	4,306.38
	SLV	GTM	4,240.00
	SLV	GTM	4,000.00
	SLV	GTM	3,800.00
	SLV	GTM	3,735.00
	SLV	NIC	3,120.00
	SLV	GTM	3,084.48
	SLV	GTM	3,000.00
	SLV	GTM	3,000.00
	SLV	NIC	3,000.00
	NIC	HND	3,000.00
	DOM	GTM	3,000.00
	SLV	GTM	2,680.13
	SLV	GTM	2,670.00
	SLV	HND	2,500.00
	SLV	NIC	2,500.00
	SLV	GTM	2,288.58
	SLV	GTM	2,217.00
	SLV	GTM	2,212.00
	SLV	HND	2,117.32
	SLV	NIC	2,060.57
	SLV	GTM	2,010.00
	SLV	GTM	2,000.00
	SLV	GTM	2,000.00
	SLV	GTM	2,000.00
	SLV	GTM	2,000.00
	:	:	:

Fecha valor	Debito	Credito	Monto
:	:	:	:
	SLV	GTM	2,000.00
	SLV	GTM	1,928.59
	SLV	GTM	1,810.00
	SLV	GTM	1,798.93
	SLV	HND	1,690.00
	DOM	GTM	1,650.00
	SLV	NIC	1,600.00
	CRI	DOM	1,500.00
	SLV	DOM	1,500.00
	SLV	GTM	1,400.00
	SLV	CRI	1,355.00
	SLV	GTM	1,320.00
	SLV	GTM	1,200.00
	SLV	NIC	1,200.00
	SLV	NIC	1,150.00
	SLV	NIC	1,100.00
	DOM	NIC	1,100.00
	SLV	GTM	1,050.00
	SLV	GTM	1,000.00
	SLV	GTM	1,000.00
	SLV	GTM	1,000.00
	SLV	GTM	1,000.00
	SLV	HND	1,000.00
	DOM	HND	1,000.00
	SLV	GTM	900.00
	SLV	GTM	900.00
	DOM	HND	900.00
	DOM	NIC	900.00
	SLV	GTM	866.67
	SLV	GTM	825.00
	SLV	NIC	800.00
	SLV	NIC	800.00
	SLV	GTM	765.00
	SLV	GTM	750.00
	SLV	GTM	750.00
	SLV	GTM	746.74
	SLV	GTM	700.00
	SLV	GTM	680.00
	SLV	GTM	666.67
	:	:	:



Fecha valor	Debito	Credito	Monto
:	:	:	:
	DOM	GTM	666.00
	SLV	NIC	650.00
	SLV	GTM	626.67
	SLV	HND	605.00
	SLV	NIC	600.00
	SLV	GTM	591.33
	SLV	GTM	573.33
	SLV	HND	556.00
	SLV	NIC	552.40
	SLV	GTM	533.33
	SLV	GTM	533.33
	SLV	GTM	533.00
	SLV	GTM	526.31
	HND	GTM	524.00
	SLV	GTM	514.43
	SLV	DOM	510.00
	SLV	GTM	500.00
	SLV	GTM	500.00
	SLV	GTM	500.00
	SLV	GTM	500.00
	SLV	GTM	500.00
	SLV	GTM	500.00
	SLV	GTM	500.00
	SLV	GTM	500.00
	SLV	HND	500.00
	SLV	DOM	500.00
	SLV	GTM	468.70
	SLV	HND	461.00
	SLV	GTM	439.92
	SLV	GTM	433.33
	SLV	GTM	433.33
	SLV	GTM	433.33
	SLV	GTM	424.00
	SLV	GTM	420.00
	SLV	GTM	403.57
	SLV	GTM	400.00
	SLV	HND	400.00
	SLV	NIC	400.00
	SLV	GTM	395.00
	SLV	GTM	385.00
	:	:	:

Fecha valor	Debito	Credito	Monto
:	:	:	:
	SLV	NIC	375.00
	DOM	GTM	370.88
	SLV	GTM	365.00
	SLV	GTM	350.00
	SLV	HND	321.48
	SLV	GTM	320.00
	SLV	GTM	300.00
	SLV	GTM	300.00
	SLV	NIC	300.00
	SLV	DOM	300.00
	SLV	GTM	294.00
	SLV	GTM	275.00
	SLV	NIC	275.00
	SLV	HND	270.00
	SLV	GTM	260.00
	SLV	GTM	255.00
	SLV	GTM	250.00
	SLV	GTM	250.00
	SLV	GTM	250.00
	SLV	GTM	250.00
	SLV	GTM	242.35
	SLV	HND	234.00
	SLV	GTM	230.00
	SLV	GTM	220.00
	SLV	GTM	201.00
	SLV	GTM	200.00
	SLV	GTM	200.00
	SLV	HND	200.00
	SLV	NIC	200.00
	SLV	NIC	200.00
	SLV	NIC	200.00
	SLV	NIC	200.00
	SLV	NIC	200.00
	SLV	CRI	171.00
	SLV	NIC	160.00
	SLV	GTM	159.00
	SLV	GTM	158.00
	SLV	GTM	155.84
	SLV	GTM	155.00
	CRI	GTM	150.00
	:	:	:

Fecha valor	Debito	Credito	Monto
:	:	:	:
	CRI	GTM	150.00
	CRI	DOM	150.00
	CRI	DOM	150.00
	CRI	DOM	150.00
	CRI	DOM	150.00
	CRI	DOM	150.00
	SLV	GTM	150.00
	DOM	HND	150.00
	SLV	GTM	148.50
	SLV	NIC	140.00
	HND	SLV	138.40
	SLV	GTM	126.55
	SLV	GTM	120.00
	SLV	NIC	120.00
	SLV	HND	116.00
	SLV	NIC	110.00
	SLV	GTM	100.00
	SLV	GTM	100.00
	SLV	GTM	100.00
	SLV	GTM	100.00
	SLV	GTM	100.00
	SLV	GTM	100.00
	SLV	GTM	100.00
	SLV	GTM	100.00
	SLV	HND	100.00
	SLV	HND	100.00
	SLV	NIC	100.00
	SLV	NIC	100.00
	SLV	NIC	100.00
	DOM	GTM	100.00
	SLV	NIC	90.00
	SLV	HND	86.00
	SLV	GTM	82.26
	SLV	GTM	80.00
	SLV	NIC	80.00
	SLV	DOM	80.00
	SLV	NIC	75.00
	SLV	GTM	70.00
	SLV	GTM	68.00
	SLV	GTM	65.00
	:	:	:



Fecha valor	Debito	Credito	Monto
:	:	:	:
	SLV	GTM	60.00
	SLV	GTM	60.00
	SLV	HND	60.00
	SLV	HND	60.00
	SLV	GTM	55.00
	SLV	GTM	55.00
	SLV	HND	55.00
	SLV	GTM	51.00
	SLV	GTM	50.00
	SLV	GTM	50.00
	SLV	GTM	50.00
	SLV	HND	50.00
	SLV	HND	50.00
	SLV	GTM	48.87
	SLV	GTM	48.00
	SLV	GTM	47.00
	SLV	NIC	45.00
	SLV	GTM	44.00
	SLV	GTM	42.00
	SLV	NIC	41.00
	SLV	GTM	40.00
	SLV	HND	40.00
	SLV	NIC	40.00
	SLV	NIC	36.20
	SLV	GTM	35.00
	DOM	GTM	33.80
	SLV	GTM	31.33
	SLV	GTM	26.00
	SLV	GTM	25.00
	SLV	GTM	25.00
	SLV	GTM	25.00
	SLV	GTM	25.00
	SLV	GTM	25.00
	SLV	GTM	24.50
	SLV	HND	22.50
	SLV	GTM	20.00
	SLV	GTM	20.00
	SLV	GTM	20.00
	SLV	GTM	20.00
	:	:	:

Fecha valor	Debito	Credito	Monto
:	:	:	:
	SLV	HND	20.00
	SLV	NIC	20.00
	SLV	NIC	20.00
	DOM	NIC	20.00
	SLV	NIC	16.00
	SLV	GTM	15.00
	SLV	NIC	15.00
	SLV	GTM	14.00
	SLV	GTM	11.13
	SLV	NIC	10.00
	SLV	NIC	10.00
	SLV	GTM	7.00
	SLV	GTM	6.44
	SLV	NIC	6.25
	SLV	GTM	5.00
	SLV	HND	5.00
	SLV	DOM	5.00
2024-01-31	CRI	NIC	78,000.00
	SLV	GTM	66,000.00
	SLV	NIC	51,128.61
	SLV	GTM	50,000.00
	DOM	GTM	46,071.76
	SLV	GTM	45,000.00
	DOM	GTM	36,652.88
	SLV	GTM	29,667.00
	SLV	HND	23,000.00
	SLV	GTM	15,000.00
	CRI	GTM	11,778.89
	SLV	GTM	10,000.00
	SLV	GTM	9,000.00
	SLV	GTM	8,308.40
	SLV	HND	6,437.57
	SLV	HND	6,000.00
	SLV	GTM	5,776.50
	SLV	GTM	5,000.00
	SLV	GTM	4,500.00
	DOM	NIC	4,313.75
	DOM	NIC	4,283.75
	:	:	:

Fecha valor	Debito	Credito	Monto
:	:	:	:
	DOM	NIC	4,211.88
	DOM	NIC	4,127.50
	SLV	GTM	4,000.00
	SLV	GTM	3,852.00
	DOM	NIC	3,811.25
	DOM	GTM	3,733.00
	DOM	NIC	3,550.63
	DOM	NIC	3,550.63
	DOM	NIC	3,422.50
	DOM	NIC	3,422.50
	DOM	NIC	3,422.50
	DOM	NIC	3,410.00
	DOM	NIC	3,410.00
	DOM	NIC	3,410.00
	DOM	NIC	3,120.63
	DOM	NIC	3,008.00
	DOM	NIC	3,008.00
	DOM	NIC	3,004.00
	DOM	NIC	3,004.00
	CRI	SLV	3,000.00
	CRI	DOM	3,000.00
	SLV	GTM	3,000.00
	SLV	GTM	3,000.00
	SLV	NIC	3,000.00
	DOM	GTM	3,000.00
	SLV	GTM	2,907.28
	DOM	NIC	2,508.33
	SLV	HND	2,500.00
	SLV	GTM	2,320.00
	SLV	GTM	2,305.00
	SLV	GTM	2,293.48
	DOM	GTM	2,200.00
	SLV	GTM	2,106.65
	SLV	DOM	2,100.00
	SLV	GTM	2,000.00
	SLV	GTM	2,000.00
	SLV	GTM	2,000.00
	SLV	GTM	2,000.00
	:	:	:



Fecha valor	Debito	Credito	Monto
:	:	:	:
	SLV	GTM	1,966.27
	SLV	NIC	1,907.10
	DOM	GTM	1,850.00
	SLV	GTM	1,800.00
	DOM	GTM	1,775.00
	SLV	GTM	1,768.18
	SLV	GTM	1,750.00
	DOM	GTM	1,685.00
	SLV	GTM	1,580.70
	SLV	NIC	1,550.00
	SLV	GTM	1,500.00
	SLV	GTM	1,400.00
	SLV	GTM	1,400.00
	SLV	GTM	1,374.11
	SLV	GTM	1,250.00
	DOM	GTM	1,202.00
	DOM	NIC	1,135.00
	SLV	NIC	1,134.19
	SLV	GTM	1,100.00
	SLV	HND	1,050.00
	SLV	GTM	1,000.00
	SLV	GTM	1,000.00
	SLV	GTM	1,000.00
	SLV	GTM	1,000.00
	DOM	GTM	1,000.00
	SLV	GTM	925.00
	DOM	HND	875.00
	SLV	HND	815.55
	SLV	CRI	800.00
	SLV	GTM	735.00
	SLV	DOM	700.00
	SLV	GTM	600.00
	DOM	GTM	600.00
	SLV	GTM	554.00
	SLV	GTM	504.00
	SLV	GTM	500.00
	DOM	NIC	500.00
	SLV	GTM	418.00
	SLV	CRI	400.00
:	:	:	:

Fecha valor	Debito	Credito	Monto
:	:	:	:
	SLV	GTM	400.00
	SLV	HND	400.00
	DOM	HND	400.00
	SLV	GTM	390.00
	SLV	GTM	350.00
	SLV	GTM	350.00
	SLV	NIC	350.00
	SLV	GTM	325.11
	SLV	GTM	300.00
	SLV	GTM	300.00
	SLV	GTM	300.00
	SLV	HND	300.00
	SLV	HND	300.00
	SLV	GTM	289.00
	SLV	GTM	260.00
	SLV	GTM	250.00
	SLV	NIC	225.00
	SLV	NIC	218.20
	SLV	GTM	215.00
	SLV	NIC	203.00
	SLV	GTM	202.00
	SLV	GTM	200.00
	SLV	GTM	200.00
	SLV	HND	200.00
	SLV	NIC	200.00
	SLV	GTM	187.00
	SLV	GTM	163.50
	SLV	HND	160.00
	CRI	GTM	150.00
	CRI	GTM	150.00
	SLV	GTM	147.48
	SLV	GTM	140.00
	NIC	GTM	138.63
	SLV	GTM	133.82
	SLV	NIC	120.00
	SLV	NIC	101.00
	SLV	GTM	100.00
	SLV	GTM	100.00
:	:	:	:

Fecha valor	Debito	Credito	Monto
:	:	:	:
	SLV	GTM	100.00
	SLV	GTM	100.00
	SLV	GTM	100.00
	SLV	HND	100.00
	SLV	NIC	100.00
	SLV	NIC	100.00
	SLV	NIC	100.00
	DOM	GTM	85.74
	SLV	GTM	80.00
	SLV	NIC	80.00
	SLV	HND	75.00
	SLV	GTM	71.00
	SLV	GTM	55.00
	SLV	GTM	52.63
	SLV	GTM	50.00
	SLV	GTM	50.00
	SLV	GTM	50.00
	SLV	GTM	50.00
	SLV	GTM	50.00
	SLV	NIC	50.00
	SLV	GTM	48.00
	SLV	GTM	38.00
	SLV	GTM	35.00
	SLV	GTM	35.00
	SLV	GTM	33.00
	SLV	NIC	30.69
	SLV	GTM	30.00
	SLV	DOM	20.00
	SLV	HND	10.00
	SLV	HND	9.25
	SLV	GTM	9.10
	SLV	GTM	5.00
	SLV	DOM	3.00
	SLV	CRI	2.00
	SLV	CRI	2.00
	SLV	NIC	1.00
2024-02-01	SLV	NIC	200,266.64
	DOM	HND	114,023.00
	CRI	NIC	99,500.00
:	:	:	:



Fecha valor	Debito	Credito	Monto
:	:	:	:
	SLV	GTM	95,000.00
	DOM	GTM	69,120.06
	DOM	GTM	61,516.89
	SLV	GTM	58,515.00
	DOM	GTM	54,042.30
	SLV	GTM	50,000.00
	SLV	GTM	33,716.22
	SLV	GTM	28,233.33
	SLV	GTM	17,303.94
	SLV	GTM	15,000.00
	SLV	GTM	12,764.60
	SLV	GTM	10,000.00
	SLV	HND	10,000.00
	SLV	GTM	9,000.00
	DOM	GTM	5,108.91
	SLV	NIC	5,000.00
	DOM	GTM	5,000.00
	SLV	CRI	4,750.00
	DOM	GTM	4,169.34
	DOM	GTM	4,029.22
	SLV	GTM	4,000.00
	DOM	GTM	3,515.00
	SLV	GTM	3,400.00
	HND	DOM	3,200.00
	CRI	SLV	3,000.00
	DOM	GTM	3,000.00
	SLV	GTM	2,990.00
	DOM	GTM	2,920.00
	SLV	GTM	2,880.00
	CRI	SLV	2,700.00
	SLV	GTM	2,700.00
	SLV	GTM	2,505.12
	CRI	NIC	2,250.00
	SLV	HND	2,000.00
	SLV	NIC	2,000.00
	SLV	GTM	1,995.57
	SLV	GTM	1,687.05
	DOM	NIC	1,660.00
:	:	:	:

Fecha valor	Debito	Credito	Monto
:	:	:	:
	CRI	SLV	1,500.00
	SLV	GTM	1,447.00
	DOM	GTM	1,434.71
	SLV	GTM	1,300.00
	SLV	NIC	1,285.03
	SLV	GTM	1,270.00
	DOM	HND	1,200.00
	SLV	GTM	1,100.00
	SLV	GTM	1,048.00
	SLV	CRI	1,000.00
	SLV	GTM	1,000.00
	SLV	GTM	1,000.00
	SLV	GTM	942.00
	SLV	GTM	900.00
	SLV	GTM	900.00
	HND	NIC	900.00
	DOM	GTM	900.00
	SLV	GTM	800.00
	SLV	GTM	775.00
	SLV	GTM	700.00
	DOM	GTM	695.00
	SLV	GTM	655.00
	SLV	GTM	575.00
	SLV	GTM	524.50
	SLV	GTM	517.00
	SLV	GTM	500.00
	SLV	GTM	500.00
	SLV	GTM	500.00
	SLV	GTM	500.00
	SLV	GTM	494.58
	SLV	GTM	467.12
	DOM	NIC	420.00
	SLV	HND	400.00
	DOM	HND	350.00
	SLV	HND	340.00
	SLV	GTM	302.63
	SLV	GTM	300.00
	SLV	GTM	300.00
:	:	:	:

Fecha valor	Debito	Credito	Monto
:	:	:	:
	SLV	GTM	295.00
	DOM	NIC	287.50
	SLV	GTM	270.00
	SLV	GTM	233.27
	SLV	GTM	230.00
	DOM	GTM	230.00
	SLV	GTM	225.00
	SLV	GTM	220.00
	SLV	GTM	200.00
	SLV	GTM	200.00
	SLV	DOM	200.00
	CRI	DOM	150.00
	SLV	NIC	145.00
	SLV	HND	130.00
	SLV	GTM	125.38
	SLV	GTM	125.00
	SLV	GTM	125.00
	SLV	GTM	120.00
	SLV	CRI	114.00
	SLV	NIC	110.00
	SLV	CRI	100.00
	SLV	GTM	100.00
	SLV	HND	100.00
	SLV	GTM	70.00
	SLV	HND	70.00
	SLV	GTM	60.00
	SLV	GTM	60.00
	DOM	GTM	58.00
	SLV	GTM	54.00
	SLV	GTM	54.00
	SLV	CRI	51.00
	SLV	CRI	50.00
	SLV	GTM	50.00
	SLV	GTM	50.00
	SLV	NIC	50.00
	SLV	DOM	50.00
	SLV	HND	42.00
	SLV	GTM	40.00
:	:	:	:





Fecha valor	Debito	Credito	Monto
⋮	⋮	⋮	⋮
	SLV	GTM	35.00
	SLV	NIC	34.00
	SLV	GTM	30.00
	SLV	GTM	25.00
	SLV	GTM	24.00
	SLV	CRI	23.75
	SLV	NIC	22.00
	SLV	GTM	20.00
	SLV	NIC	20.00
	SLV	NIC	20.00
	SLV	CRI	19.61
	SLV	GTM	16.00
	SLV	GTM	15.00
	SLV	GTM	10.95
	SLV	NIC	10.00
	SLV	HND	5.00
2024-02-02	SLV	NIC	122,162.61
	DOM	HND	104,067.54
	SLV	GTM	98,423.23
	CRI	NIC	73,000.00
	SLV	GTM	45,000.00
	SLV	NIC	35,700.00
	HND	GTM	32,000.00
	GTM	SLV	16,405.20
	SLV	GTM	15,000.00
	DOM	HND	15,000.00
	DOM	NIC	14,490.00
	SLV	GTM	14,180.00
	HND	SLV	12,937.50
	SLV	GTM	11,281.80
	SLV	HND	10,000.00
	DOM	GTM	10,000.00
	SLV	NIC	8,000.00
	HND	NIC	7,345.00
	CRI	SLV	7,295.00
	DOM	GTM	6,526.00
	SLV	NIC	5,800.00
	SLV	HND	5,215.80
⋮	⋮	⋮	⋮

Fecha valor	Debito	Credito	Monto
⋮	⋮	⋮	⋮
	SLV	GTM	5,000.00
	DOM	GTM	5,000.00
	DOM	HND	4,000.00
	SLV	GTM	3,840.00
	CRI	SLV	3,695.00
	DOM	GTM	3,350.00
	SLV	GTM	3,100.00
	SLV	GTM	3,000.00
	SLV	GTM	3,000.00
	SLV	HND	2,830.60
	SLV	GTM	2,650.00
	SLV	NIC	2,560.00
	SLV	NIC	2,502.00
	SLV	GTM	2,492.00
	SLV	GTM	2,000.00
	SLV	GTM	2,000.00
	SLV	GTM	2,000.00
	SLV	HND	1,890.34
	DOM	GTM	1,855.50
	DOM	HND	1,750.00
	SLV	GTM	1,450.00
	DOM	HND	1,340.00
	DOM	GTM	1,042.00
	HND	SLV	1,000.00
	GTM	SLV	980.00
	SLV	GTM	950.00
	SLV	DOM	945.00
	DOM	GTM	876.00
	SLV	GTM	875.00
	NIC	GTM	750.00
	SLV	GTM	740.00
	SLV	GTM	720.00
	SLV	GTM	717.00
	SLV	GTM	714.22
	SLV	GTM	700.00
	SLV	GTM	633.71
	SLV	GTM	633.51
	SLV	GTM	600.00
⋮	⋮	⋮	⋮

Fecha valor	Debito	Credito	Monto
⋮	⋮	⋮	⋮
	SLV	GTM	593.00
	SLV	GTM	550.00
	HND	NIC	520.00
	SLV	GTM	500.00
	SLV	GTM	500.00
	SLV	GTM	450.00
	SLV	GTM	444.00
	SLV	HND	410.00
	SLV	GTM	390.00
	SLV	GTM	350.00
	SLV	GTM	333.33
	SLV	GTM	310.00
	CRI	GTM	300.00
	SLV	GTM	300.00
	SLV	NIC	300.00
	SLV	GTM	264.00
	SLV	GTM	260.00
	SLV	GTM	260.00
	SLV	HND	234.00
	SLV	HND	221.00
	SLV	GTM	220.00
	SLV	GTM	200.00
	SLV	GTM	200.00
	DOM	HND	170.00
	CRI	DOM	150.00
	CRI	DOM	150.00
	CRI	DOM	150.00
	SLV	NIC	150.00
	SLV	NIC	150.00
	SLV	GTM	133.00
	SLV	GTM	118.00
	SLV	GTM	116.00
	SLV	GTM	116.00
	SLV	NIC	110.00
	SLV	GTM	108.53
	SLV	GTM	100.00
	SLV	GTM	100.00
⋮	⋮	⋮	⋮



Fecha valor	Debito	Credito	Monto
⋮	⋮	⋮	⋮
	SLV	GTM	100.00
	SLV	GTM	100.00
	SLV	GTM	100.00
	SLV	GTM	98.00
	SLV	CRI	90.92
	SLV	GTM	88.00
	SLV	HND	80.00
	SLV	NIC	80.00
	SLV	GTM	70.00
	CRI	GTM	60.00
	SLV	HND	55.00
	SLV	GTM	53.00
	SLV	GTM	50.00
	SLV	GTM	50.00
	SLV	GTM	50.00
	SLV	GTM	50.00
	SLV	GTM	50.00
	SLV	GTM	40.00
	SLV	GTM	40.00
	SLV	GTM	28.00
	SLV	GTM	25.00
	SLV	NIC	20.00
	SLV	DOM	20.00
	SLV	GTM	15.00
	SLV	NIC	10.00
	SLV	HND	9.00
	SLV	DOM	3.00

## **Parte II**

**Pagos realizados del 1 de enero al 2 de febrero de 2024**

## Cuadro 5: SIPA: Montos y número de transacciones Acumulado del 1 de enero al 2 de febrero de 2024 Por país de origen vs destino

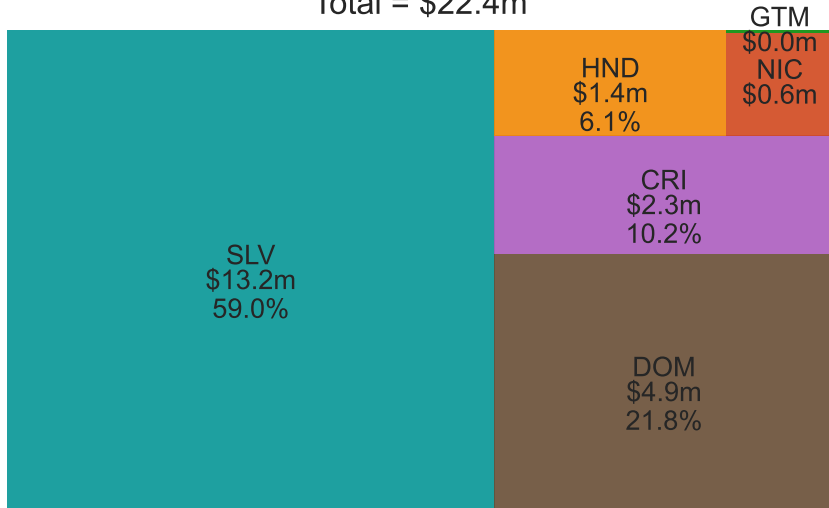
—país de origen (fila) vs país de destino (columna)—

Credito Debito	CRI	DOM	GTM	HND	NIC	SLV	Total
<b>Monto en USD</b>							
CRI	0.00	8,580.00	226,848.76	0.00	1,997,385.00	43,620.00	2,276,433.76
DOM	0.00	0.00	4,166,429.32	435,034.48	270,190.69	10,982.00	4,882,636.49
GTM	0.00	0.00	0.00	0.00	0.00	17,885.20	17,885.20
HND	5,361.74	10,657.72	698,859.09	0.00	30,513.00	630,387.38	1,375,778.93
NIC	0.00	0.00	559,500.99	59,501.08	0.00	0.00	619,002.07
SLV	34,688.35	121,138.64	7,205,103.52	2,157,261.94	3,682,393.02	0.00	13,200,585.47
Total	40,050.09	140,376.36	12,856,741.68	2,651,797.50	5,980,481.71	702,874.58	22,372,321.92
<b>Número de transacciones</b>							
CRI	0	26	29	0	29	17	101
DOM	0	0	199	52	63	3	317
GTM	0	0	0	0	0	3	3
HND	1	3	27	0	7	24	62
NIC	0	0	9	8	0	0	17
SLV	48	73	1628	249	422	0	2420
Total	49	102	1892	309	521	47	2920

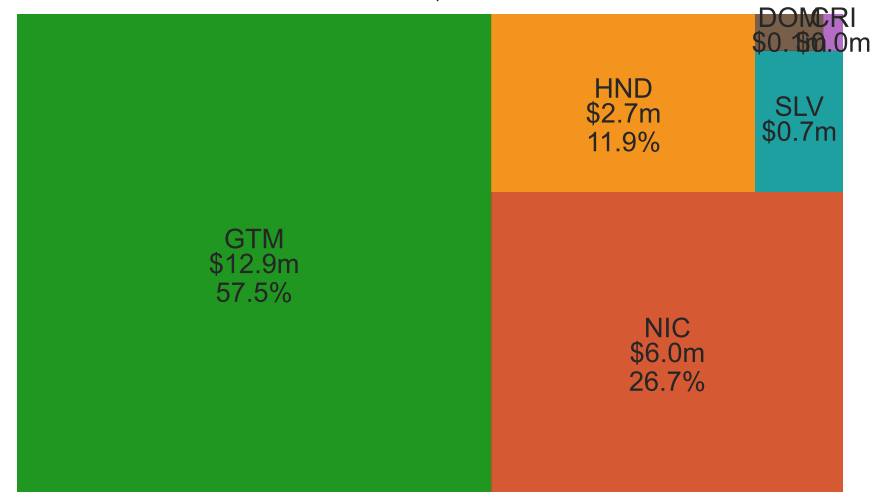
# Figura 4: SIPA: Distribución de los montos y número de transacciones Acumulado del 1 de enero al 2 de febrero de 2024

## Por país de origen y de destino

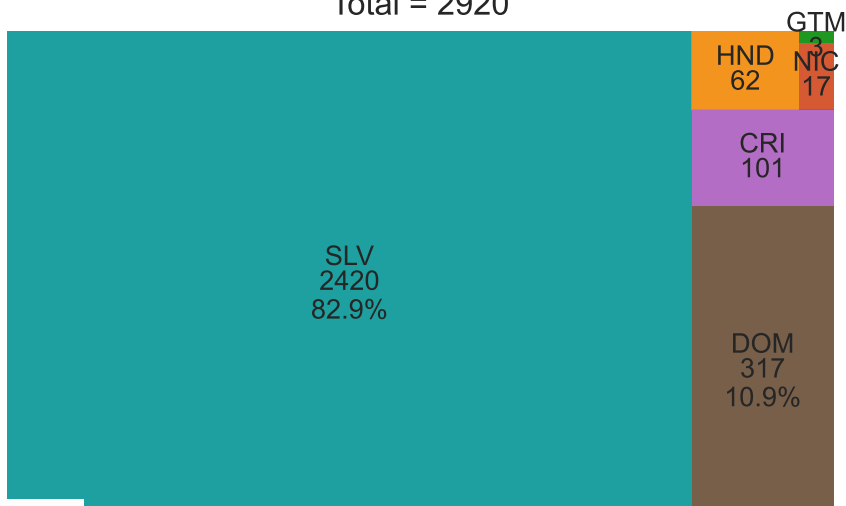
SIPA: Monto enviado por cada país  
Total = \$22.4m



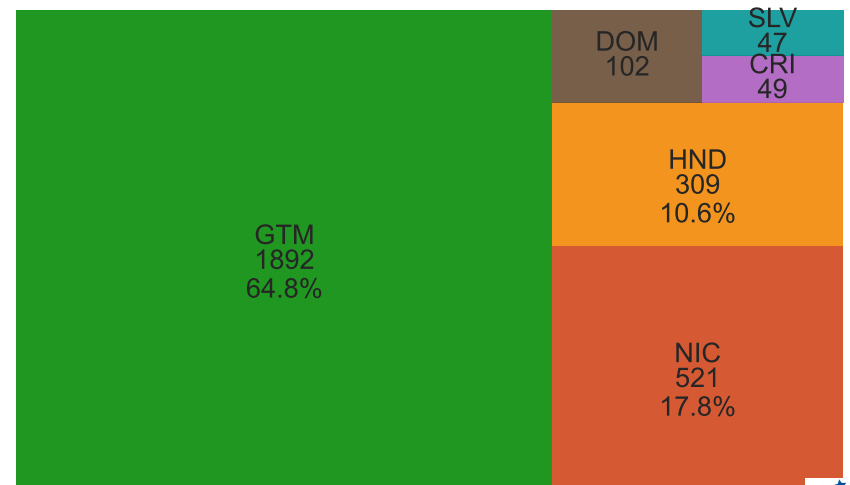
SIPA: Monto recibido por cada país  
Total = \$22.4m



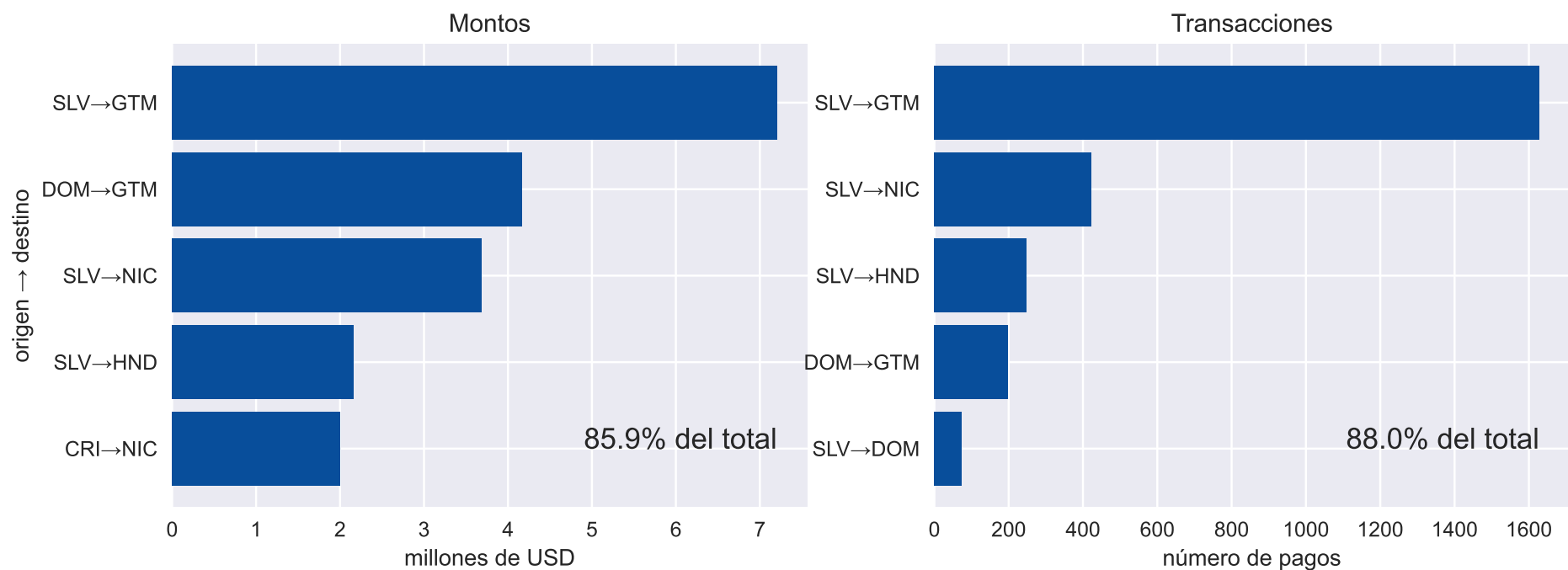
SIPA: Transacciones enviadas por cada país  
Total = 2920



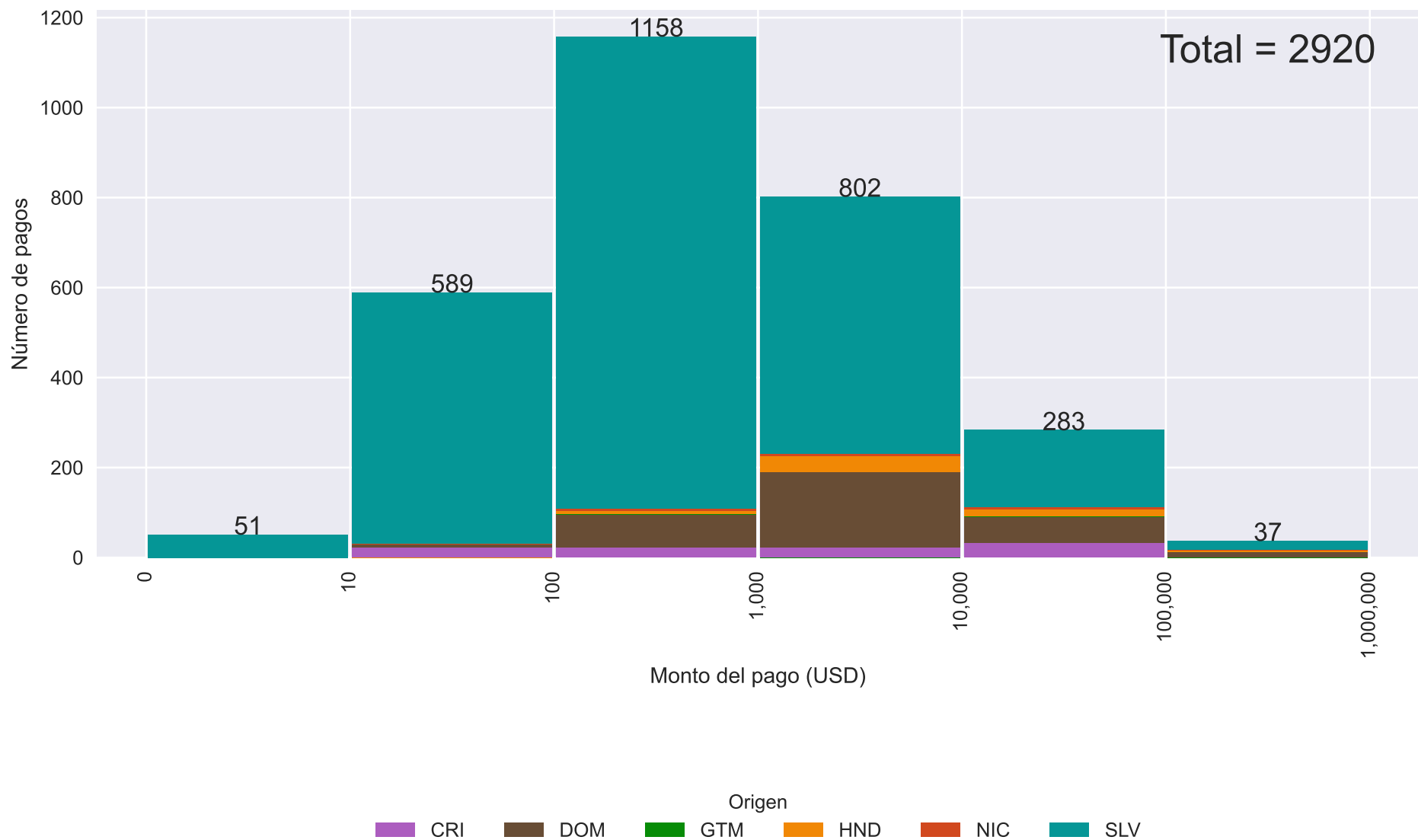
SIPA: Transacciones recibidas por cada país  
Total = 2920



**Figura 5: SIPA: Flujos de pagos predominantes**  
**Acumulado del 1 de enero al 2 de febrero de 2024**  
**Por países de origen→destino**



**Figura 6: SIPA: Distribución de los pagos  
Acumulado del 1 de enero al 2 de febrero de 2024  
Por monto del pago y país de origen**

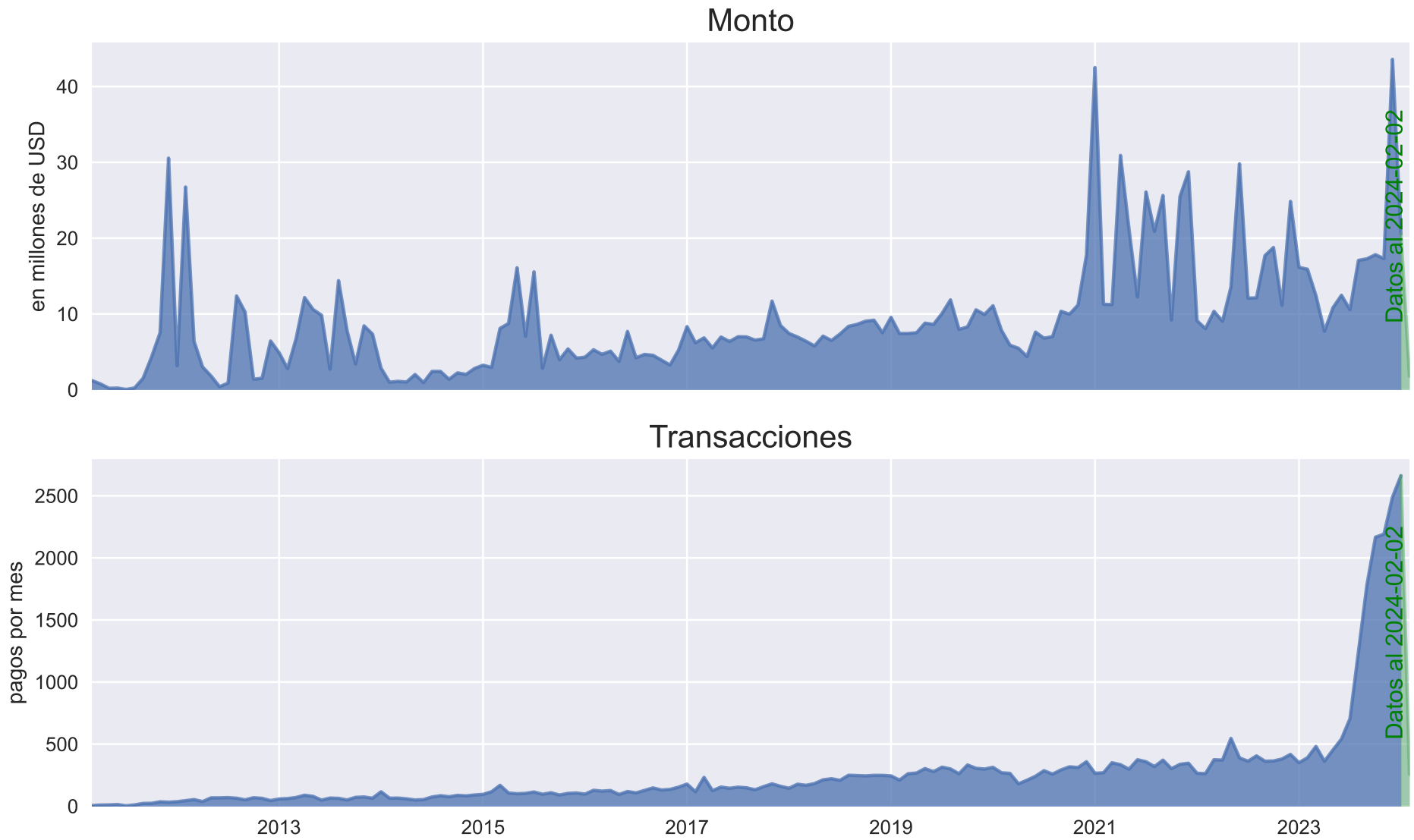


## Parte III

**Pagos realizados del 3 de marzo de 2011 al 2 de febrero de  
2024**



**Figura 7: SIPA: Monto y número de transacciones**  
**Del 3 de marzo de 2011 al 2 de febrero de 2024 , por mes**



## Cuadro 6: SIPA: Operaciones y montos, mensual y acumulado

Año	Mes	Monto (USD)		Variación %		Transacciones		Variación %		
		Total	Acumulado	interanual	mensual	Total	Acumulado	interanual	mensual	
2011	3	1,219,338.79	1,219,338.79			5	5			
	4	769,528.14	1,988,866.93		-36.89	9	14		80.00	
	5	193,925.10	2,182,792.03		-74.80	10	24		11.11	
	6	227,127.97	2,409,920.00		17.12	13	37		30.00	
	7	48,517.70	2,458,437.70		-78.64	3	40		-76.92	
	8	240,993.62	2,699,431.32		396.71	10	50		233.33	
	9	1,515,103.35	4,214,534.67		528.69	22	72		120.00	
	10	4,325,545.51	8,540,080.18		185.50	23	95		4.55	
	11	7,522,873.94	16,062,954.12		73.92	35	130		52.17	
	12	30,559,640.32	46,622,594.44		306.22	32	162		-8.57	
	2012	1	3,184,988.56	49,807,583.00		-89.58	36	198		12.50
		2	26,745,195.16	76,552,778.16		739.73	45	243		25.00
3		6,382,971.45	82,935,749.61	423.48	-76.13	53	296	960.00	17.78	
4		3,011,833.38	85,947,582.99	291.39	-52.81	37	333	311.11	-30.19	
5		1,821,936.91	87,769,519.90	839.51	-39.51	67	400	570.00	81.08	
6		409,690.12	88,179,210.02	80.38	-77.51	67	467	415.38	0.00	
7		883,371.91	89,062,581.93	1,720.72	115.62	69	536	2,200.00	2.99	
8		12,380,296.96	101,442,878.89	5,037.19	1,301.48	64	600	540.00	-7.25	
9		10,248,855.11	111,691,734.00	576.45	-17.22	51	651	131.82	-20.31	
10		1,395,271.06	113,087,005.06	-67.74	-86.39	68	719	195.65	33.33	
11		1,525,409.41	114,612,414.47	-79.72	9.33	63	782	80.00	-7.35	
12		6,437,071.70	121,049,486.17	-78.94	321.99	45	827	40.62	-28.57	
2013	1	4,903,734.24	125,953,220.41	53.96	-23.82	58	885	61.11	28.89	
	2	2,806,750.74	128,759,971.15	-89.51	-42.76	61	946	35.56	5.17	
	3	6,735,020.32	135,494,991.47	5.52	139.96	70	1016	32.08	14.75	
	4	12,163,552.17	147,658,543.64	303.86	80.60	88	1104	137.84	25.71	
	5	10,596,178.20	158,254,721.84	481.59	-12.89	79	1183	17.91	-10.23	
	6	9,837,920.71	168,092,642.55	2,301.31	-7.16	49	1232	-26.87	-37.97	
	7	2,722,362.18	170,815,004.73	208.18	-72.33	65	1297	-5.80	32.65	
	8	14,398,680.82	185,213,685.55	16.30	428.90	63	1360	-1.56	-3.08	
	9	7,809,244.36	193,022,929.91	-23.80	-45.76	50	1410	-1.96	-20.63	
	10	3,412,549.55	196,435,479.46	144.58	-56.30	71	1481	4.41	42.00	
	11	8,437,473.83	204,872,953.29	453.13	147.25	74	1555	17.46	4.23	

Continued on next page

Año	Mes	Monto (USD)				Transacciones			
		Total	Acumulado	interanual	mensual	Total	Acumulado	interanual	mensual
	12	7,334,080.28	212,207,033.57	13.94	-13.08	64	1619	42.22	-13.51
2014	1	2,849,117.59	215,056,151.16	-41.90	-61.15	116	1735	100.00	81.25
	2	1,004,007.28	216,060,158.44	-64.23	-64.76	64	1799	4.92	-44.83
	3	1,115,477.28	217,175,635.72	-83.44	11.10	65	1864	-7.14	1.56
	4	1,024,616.65	218,200,252.37	-91.58	-8.15	59	1923	-32.95	-9.23
	5	2,018,432.32	220,218,684.69	-80.95	96.99	50	1973	-36.71	-15.25
	6	956,129.18	221,174,813.87	-90.28	-52.63	53	2026	8.16	6.00
	7	2,428,430.94	223,603,244.81	-10.80	153.99	74	2100	13.85	39.62
	8	2,420,730.76	226,023,975.57	-83.19	-0.32	84	2184	33.33	13.51
	9	1,384,410.65	227,408,386.22	-82.27	-42.81	76	2260	52.00	-9.52
	10	2,233,524.41	229,641,910.63	-34.55	61.33	87	2347	22.54	14.47
	11	2,030,952.39	231,672,863.02	-75.93	-9.07	83	2430	12.16	-4.60
	12	2,811,495.31	234,484,358.33	-61.67	38.43	90	2520	40.62	8.43
2015	1	3,241,659.54	237,726,017.87	13.78	15.30	95	2615	-18.10	5.56
	2	2,953,381.12	240,679,398.99	194.16	-8.89	116	2731	81.25	22.11
	3	8,097,583.03	248,776,982.02	625.93	174.18	168	2899	158.46	44.83
	4	8,744,473.50	257,521,455.52	753.44	7.99	106	3005	79.66	-36.90
	5	16,096,751.59	273,618,207.11	697.49	84.08	100	3105	100.00	-5.66
	6	7,069,228.35	280,687,435.46	639.36	-56.08	103	3208	94.34	3.00
	7	15,559,904.64	296,247,340.10	540.74	120.11	114	3322	54.05	10.68
	8	2,831,601.37	299,078,941.47	16.97	-81.80	96	3418	14.29	-15.79
	9	7,204,888.14	306,283,829.61	420.43	154.45	108	3526	42.11	12.50
	10	3,964,331.46	310,248,161.07	77.49	-44.98	90	3616	3.45	-16.67
	11	5,393,814.83	315,641,975.90	165.58	36.06	103	3719	24.10	14.44
	12	4,173,576.48	319,815,552.38	48.45	-22.62	106	3825	17.78	2.91
2016	1	4,300,036.53	324,115,588.91	32.65	3.03	97	3922	2.11	-8.49
	2	5,283,627.68	329,399,216.59	78.90	22.87	128	4050	10.34	31.96
	3	4,671,464.35	334,070,680.94	-42.31	-11.59	121	4171	-27.98	-5.47
	4	5,099,072.13	339,169,753.07	-41.69	9.15	126	4297	18.87	4.13
	5	3,744,480.89	342,914,233.96	-76.74	-26.57	94	4391	-6.00	-25.40
	6	7,699,402.68	350,613,636.64	8.91	105.62	118	4509	14.56	25.53
	7	4,221,549.65	354,835,186.29	-72.87	-45.17	107	4616	-6.14	-9.32
	8	4,666,727.51	359,501,913.80	64.81	10.55	127	4743	32.29	18.69
	9	4,545,949.95	364,047,863.75	-36.90	-2.59	147	4890	36.11	15.75
	10	3,913,620.33	367,961,484.08	-1.28	-13.91	130	5020	44.44	-11.56

Continued on next page

Año	Mes	Monto (USD)				Transacciones			
		Total	Acumulado	interanual	mensual	Total	Acumulado	interanual	mensual
	11	3,271,270.21	371,232,754.29	-39.35	-16.41	135	5155	31.07	3.85
	12	5,227,378.86	376,460,133.15	25.25	59.80	153	5308	44.34	13.33
2017	1	8,335,187.97	384,795,321.12	93.84	59.45	178	5486	83.51	16.34
	2	6,195,824.26	390,991,145.38	17.26	-25.67	116	5602	-9.38	-34.83
	3	6,857,285.48	397,848,430.86	46.79	10.68	232	5834	91.74	100.00
	4	5,521,958.44	403,370,389.30	8.29	-19.47	125	5959	-0.79	-46.12
	5	6,963,614.23	410,334,003.53	85.97	26.11	154	6113	63.83	23.20
	6	6,367,654.69	416,701,658.22	-17.30	-8.56	144	6257	22.03	-6.49
	7	7,002,167.12	423,703,825.34	65.87	9.96	153	6410	42.99	6.25
	8	6,978,827.11	430,682,652.45	49.54	-0.33	148	6558	16.54	-3.27
	9	6,550,395.70	437,233,048.15	44.09	-6.14	132	6690	-10.20	-10.81
	10	6,719,532.44	443,952,580.59	71.70	2.58	157	6847	20.77	18.94
	11	11,697,867.52	455,650,448.11	257.59	74.09	180	7027	33.33	14.65
	12	8,478,632.53	464,129,080.64	62.20	-27.52	160	7187	4.58	-11.11
2018	1	7,431,360.47	471,560,441.11	-10.84	-12.35	144	7331	-19.10	-10.00
	2	6,963,537.83	478,523,978.94	12.39	-6.30	177	7508	52.59	22.92
	3	6,404,822.62	484,928,801.56	-6.60	-8.02	168	7676	-27.59	-5.08
	4	5,779,748.52	490,708,550.08	4.67	-9.76	182	7858	45.60	8.33
	5	7,081,763.06	497,790,313.14	1.70	22.53	212	8070	37.66	16.48
	6	6,503,075.55	504,293,388.69	2.13	-8.17	221	8291	53.47	4.25
	7	7,360,669.77	511,654,058.46	5.12	13.19	208	8499	35.95	-5.88
	8	8,368,600.31	520,022,658.77	19.91	13.69	249	8748	68.24	19.71
	9	8,627,648.69	528,650,307.46	31.71	3.10	246	8994	86.36	-1.20
	10	9,043,954.92	537,694,262.38	34.59	4.83	244	9238	55.41	-0.81
	11	9,178,380.57	546,872,642.95	-21.54	1.49	248	9486	37.78	1.64
	12	7,537,036.62	554,409,679.57	-11.11	-17.88	248	9734	55.00	0.00
2019	1	9,562,831.69	563,972,511.26	28.68	26.88	244	9978	69.44	-1.61
	2	7,420,404.35	571,392,915.61	6.56	-22.40	210	10188	18.64	-13.93
	3	7,427,716.54	578,820,632.15	15.97	0.10	261	10449	55.36	24.29
	4	7,519,105.18	586,339,737.33	30.09	1.23	267	10716	46.70	2.30
	5	8,793,222.91	595,132,960.24	24.17	16.95	303	11019	42.92	13.48
	6	8,622,567.91	603,755,528.15	32.59	-1.94	278	11297	25.79	-8.25
	7	10,061,594.25	613,817,122.40	36.69	16.69	314	11611	50.96	12.95
	8	11,862,425.37	625,679,547.77	41.75	17.90	300	11911	20.48	-4.46
	9	7,969,452.72	633,649,000.49	-7.63	-32.82	261	12172	6.10	-13.00

Continued on next page

Año	Mes	Monto (USD)				Transacciones			
		Total	Acumulado	interanual	mensual	Total	Acumulado	interanual	mensual
	10	8,290,713.04	641,939,713.53	-8.33	4.03	332	12504	36.07	27.20
	11	10,548,278.92	652,487,992.45	14.93	27.23	305	12809	22.98	-8.13
	12	9,930,123.09	662,418,115.54	31.75	-5.86	299	13108	20.56	-1.97
2020	1	11,092,622.25	673,510,737.79	16.00	11.71	313	13421	28.28	4.68
	2	7,842,999.63	681,353,737.42	5.70	-29.30	269	13690	28.10	-14.06
	3	5,877,938.58	687,231,676.00	-20.86	-25.05	264	13954	1.15	-1.86
	4	5,473,484.74	692,705,160.74	-27.21	-6.88	180	14134	-32.58	-31.82
	5	4,389,265.91	697,094,426.65	-50.08	-19.81	209	14343	-31.02	16.11
	6	7,614,545.18	704,708,971.83	-11.69	73.48	241	14584	-13.31	15.31
	7	6,805,099.54	711,514,071.37	-32.37	-10.63	286	14870	-8.92	18.67
	8	7,011,626.12	718,525,697.49	-40.89	3.03	258	15128	-14.00	-9.79
	9	10,358,215.15	728,883,912.64	29.97	47.73	292	15420	11.88	13.18
	10	9,964,650.81	738,848,563.45	20.19	-3.80	317	15737	-4.52	8.56
	11	11,177,559.55	750,026,123.00	5.97	12.17	311	16048	1.97	-1.89
	12	17,770,284.48	767,796,407.48	78.95	58.98	358	16406	19.73	15.11
2021	1	42,503,862.70	810,300,270.18	283.17	139.19	265	16671	-15.34	-25.98
	2	11,280,316.61	821,580,586.79	43.83	-73.46	269	16940	0.00	1.51
	3	11,233,964.93	832,814,551.72	91.12	-0.41	350	17290	32.58	30.11
	4	30,912,457.63	863,727,009.35	464.77	175.17	334	17624	85.56	-4.57
	5	21,199,019.90	884,926,029.25	382.97	-31.42	298	17922	42.58	-10.78
	6	12,247,006.54	897,173,035.79	60.84	-42.23	374	18296	55.19	25.50
	7	26,092,925.58	923,265,961.37	283.43	113.06	358	18654	25.17	-4.28
	8	20,904,720.60	944,170,681.97	198.14	-19.88	319	18973	23.64	-10.89
	9	25,629,718.27	969,800,400.24	147.43	22.60	371	19344	27.05	16.30
	10	9,196,638.71	978,997,038.95	-7.71	-64.12	302	19646	-4.73	-18.60
	11	25,482,300.91	1,004,479,339.86	127.98	177.08	337	19983	8.36	11.59
	12	28,759,610.28	1,033,238,950.14	61.84	12.86	346	20329	-3.35	2.67
2022	1	9,106,728.85	1,042,345,678.99	-78.57	-68.34	265	20594	0.00	-23.41
	2	8,063,605.91	1,050,409,284.90	-28.52	-11.45	262	20856	-2.60	-1.13
	3	10,352,802.32	1,060,762,087.22	-7.84	28.39	374	21230	6.86	42.75
	4	9,040,210.65	1,069,802,297.87	-70.76	-12.68	371	21601	11.08	-0.80
	5	13,565,721.70	1,083,368,019.57	-36.01	50.06	546	22147	83.22	47.17
	6	29,807,798.28	1,113,175,817.85	143.39	119.73	389	22536	4.01	-28.75
	7	12,086,451.82	1,125,262,269.67	-53.68	-59.45	362	22898	1.12	-6.94
	8	12,121,250.15	1,137,383,519.82	-42.02	0.29	405	23303	26.96	11.88

Continued on next page

Año	Mes	Monto (USD)				Transacciones			
		Total	Acumulado	interanual	mensual	Total	Acumulado	interanual	mensual
	9	17,700,893.65	1,155,084,413.47	-30.94	46.03	362	23665	-2.43	-10.62
	10	18,768,409.37	1,173,852,822.84	104.08	6.03	364	24029	20.53	0.55
	11	11,143,397.28	1,184,996,220.12	-56.27	-40.63	380	24409	12.76	4.40
	12	24,850,833.06	1,209,847,053.18	-13.59	123.01	417	24826	20.52	9.74
2023	1	16,146,141.22	1,225,993,194.40	77.30	-35.03	350	25176	32.08	-16.07
	2	15,902,249.83	1,241,895,444.23	97.21	-1.51	390	25566	48.85	11.43
	3	12,416,254.25	1,254,311,698.48	19.93	-21.92	481	26047	28.61	23.33
	4	7,718,268.11	1,262,029,966.59	-14.62	-37.84	362	26409	-2.43	-24.74
	5	10,833,140.50	1,272,863,107.09	-20.14	40.36	453	26862	-17.03	25.14
	6	12,467,483.44	1,285,330,590.53	-58.17	15.09	541	27403	39.07	19.43
	7	10,568,655.86	1,295,899,246.39	-12.56	-15.23	705	28108	94.75	30.31
	8	17,064,557.72	1,312,963,804.11	40.78	61.46	1248	29356	208.15	77.02
	9	17,276,339.79	1,330,240,143.90	-2.40	1.24	1784	31140	392.82	42.95
	10	17,817,489.98	1,348,057,633.88	-5.07	3.13	2167	33307	495.33	21.47
	11	17,301,391.81	1,365,359,025.69	55.26	-2.90	2191	35498	476.58	1.11
	12	43,581,219.20	1,408,940,244.89	75.37	151.89	2489	37987	496.88	13.60
2024	1	20,567,415.36	1,429,507,660.25	27.38	-52.81	2662	40649	660.57	6.95
	2	1,804,906.56	1,431,312,566.81			258	40907		

## Cuadro 7: SIPA: Montos y número de transacciones Acumulado del 3 de marzo de 2011 al 2 de febrero de 2024 Por país de origen vs destino

—país de origen (fila) vs país de destino (columna)—

Credito Debito	CRI	DOM	GTM	HND	NIC	SLV	Total
<b>Monto en USD</b>							
CRI	0.00	48,197.11	9,660,521.96	102,457.00	27,680,020.20	881,403.24	38,372,599.51
DOM	5,000.00	0.00	186,304,703.64	16,796,454.27	15,290,286.85	2,397,578.58	220,794,023.34
GTM	27.00	41,940.00	0.00	1,253,281.51	1,204,570.95	219,295,652.83	221,795,472.29
HND	34,583.89	770,417.50	150,879,520.23	0.00	9,576,761.43	194,775,322.59	356,036,605.64
NIC	20,396.64	26,947.00	16,052,921.60	6,303,539.03	0.00	3,779,183.29	26,182,987.56
SLV	264,905.49	799,952.61	370,965,369.68	174,732,939.98	21,367,710.71	0.00	568,130,878.47
Total	324,913.02	1,687,454.22	733,863,037.11	199,188,671.79	75,119,350.14	421,129,140.53	1,431,312,566.81
<b>Número de transacciones</b>							
CRI	0	79	622	26	522	94	1343
DOM	1	0	10534	2256	2503	307	15601
GTM	9	14	0	51	187	223	484
HND	5	81	4754	0	1202	551	6593
NIC	2	15	1125	446	0	297	1885
SLV	180	358	9799	2473	2191	0	15001
Total	197	547	26834	5252	6605	1472	40907

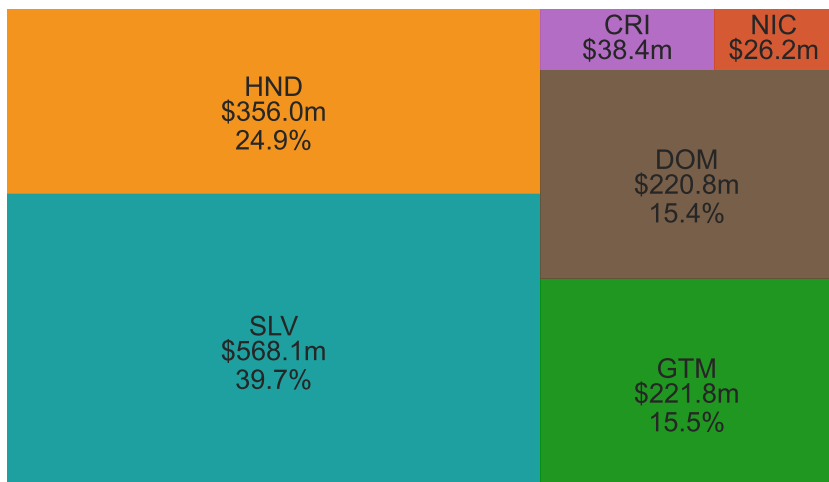
**Cuadro 8: SIPA: Montos enviados y recibidos por cada país (miles de USD)**

Año	Recibidos						Enviados						Total
	CRI	DOM	GTM	HND	NIC	SLV	CRI	DOM	GTM	HND	NIC	SLV	Total
2011	0.0	172.0	1,472.6	734.4	23.8	44,219.7	0.0	75.5	43,825.0	1,546.1	1,176.1	0.0	46,622.6
2012	0.0	66.2	8,693.1	74.3	224.0	65,369.2	0.0	257.1	64,546.9	9,558.9	50.9	13.1	74,426.9
2013	0.0	72.1	8,963.2	708.1	261.6	81,152.5	0.0	95.1	64,455.1	25,120.2	1,456.4	30.8	91,157.5
2014	0.0	47.6	14,920.7	493.6	1,201.1	5,614.3	0.0	114.1	1,183.4	10,657.4	1,083.2	9,239.2	22,277.3
2015	0.0	18.1	40,282.1	116.6	1,539.6	43,374.8	0.0	131.5	42,068.7	14,456.5	982.0	27,692.5	85,331.2
2016	0.0	17.0	51,530.7	58.9	649.2	4,388.9	0.0	2,536.6	3,498.5	11,401.9	1,037.3	38,170.3	56,644.6
2017	0.0	25.9	83,807.9	645.7	1,880.1	1,309.3	0.0	4,770.0	183.8	16,955.3	691.2	65,068.6	87,668.9
2018	0.0	55.6	81,844.3	3,134.3	2,926.5	2,319.9	0.0	15,967.0	479.0	10,864.0	4,449.7	58,520.9	90,280.6
2019	0.0	28.7	91,063.3	8,698.3	7,224.4	993.8	2,830.7	19,776.0	612.9	12,623.2	1,698.2	70,467.5	108,008.4
2020	20.4	20.0	71,316.3	7,850.9	8,280.6	17,890.1	5,803.3	21,050.8	22.1	30,321.3	1,384.4	46,796.5	105,378.3
2021	0.0	81.1	82,254.0	62,064.5	7,949.1	113,093.8	7,347.7	39,674.9	518.4	133,376.4	3,658.9	80,866.2	265,442.5
2022	0.0	171.1	88,813.3	54,369.8	6,467.0	26,787.0	6,524.9	56,968.2	339.6	47,713.4	4,100.7	60,961.4	176,608.1
2023	264.5	771.7	96,044.9	57,587.5	30,511.9	13,912.9	13,589.7	54,494.6	44.3	30,066.3	3,795.0	97,103.3	199,093.2
2024	40.1	140.4	12,856.7	2,651.8	5,980.5	702.9	2,276.4	4,882.6	17.9	1,375.8	619.0	13,200.6	22,372.3
<b>Total</b>	<b>324.9</b>	<b>1,687.5</b>	<b>733,863.0</b>	<b>199,188.7</b>	<b>75,119.4</b>	<b>421,129.1</b>	<b>38,372.6</b>	<b>220,794.0</b>	<b>221,795.5</b>	<b>356,036.6</b>	<b>26,183.0</b>	<b>568,130.9</b>	<b>1,431,312.6</b>

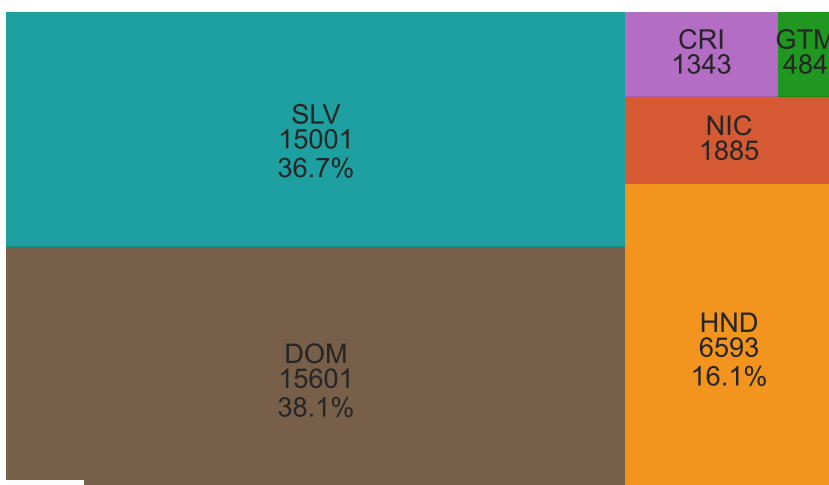


# Figura 8: SIPA: Distribución de los montos y número de transacciones Acumulado del 3 de marzo de 2011 al 2 de febrero de 2024 Por país de origen y de destino

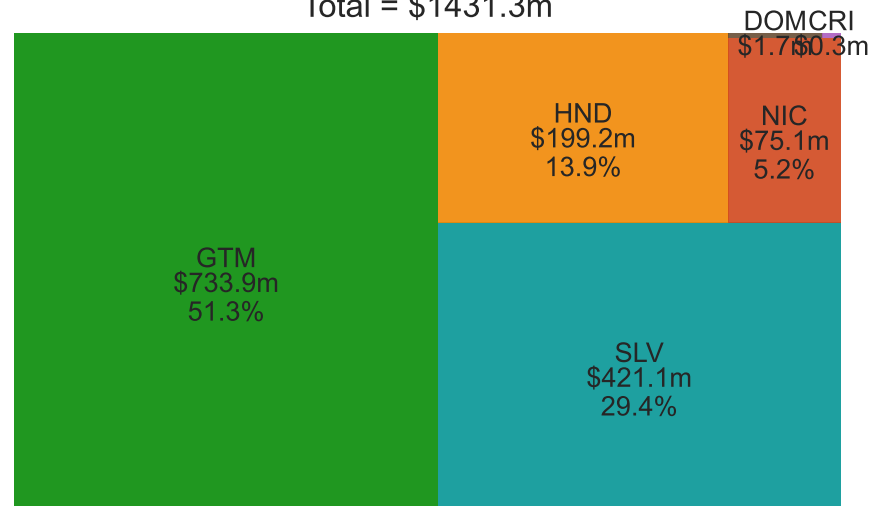
SIPA: Monto enviado por cada país  
Total = \$1431.3m



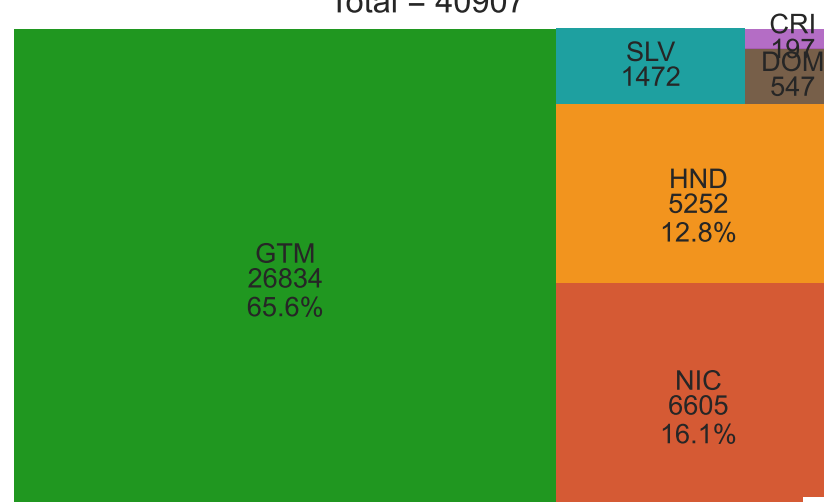
SIPA: Transacciones enviadas por cada país  
Total = 40907



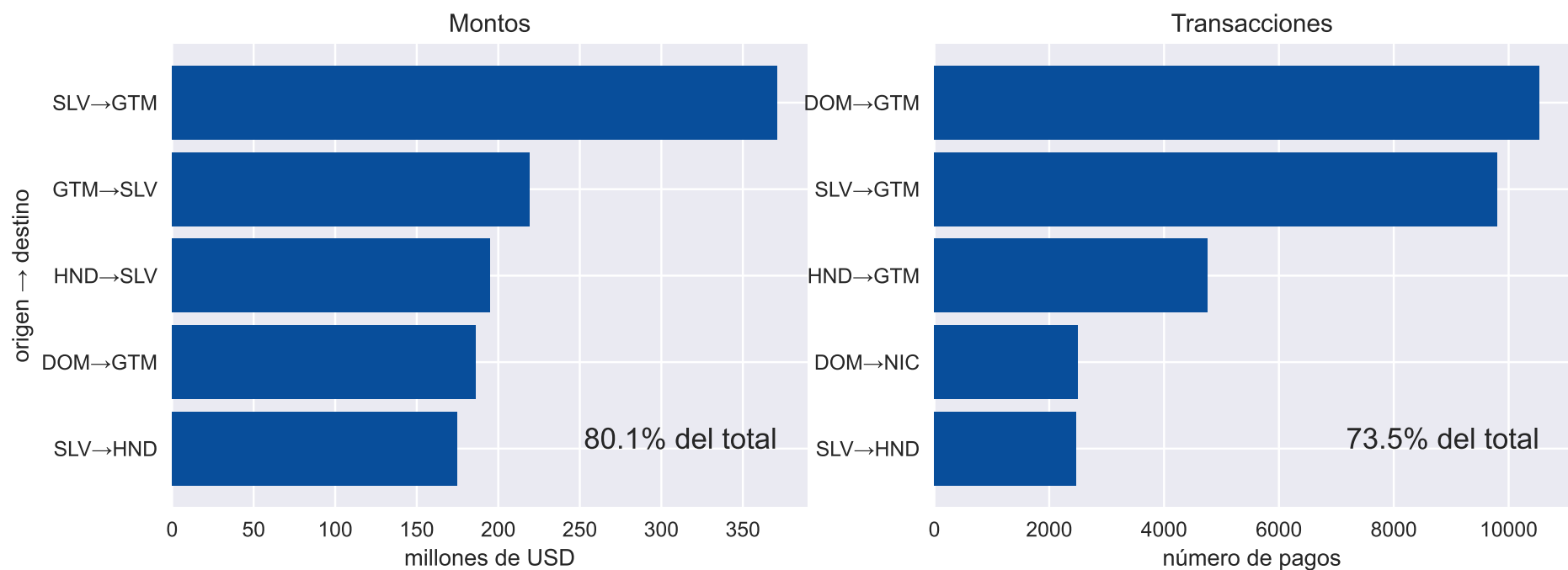
SIPA: Monto recibido por cada país  
Total = \$1431.3m



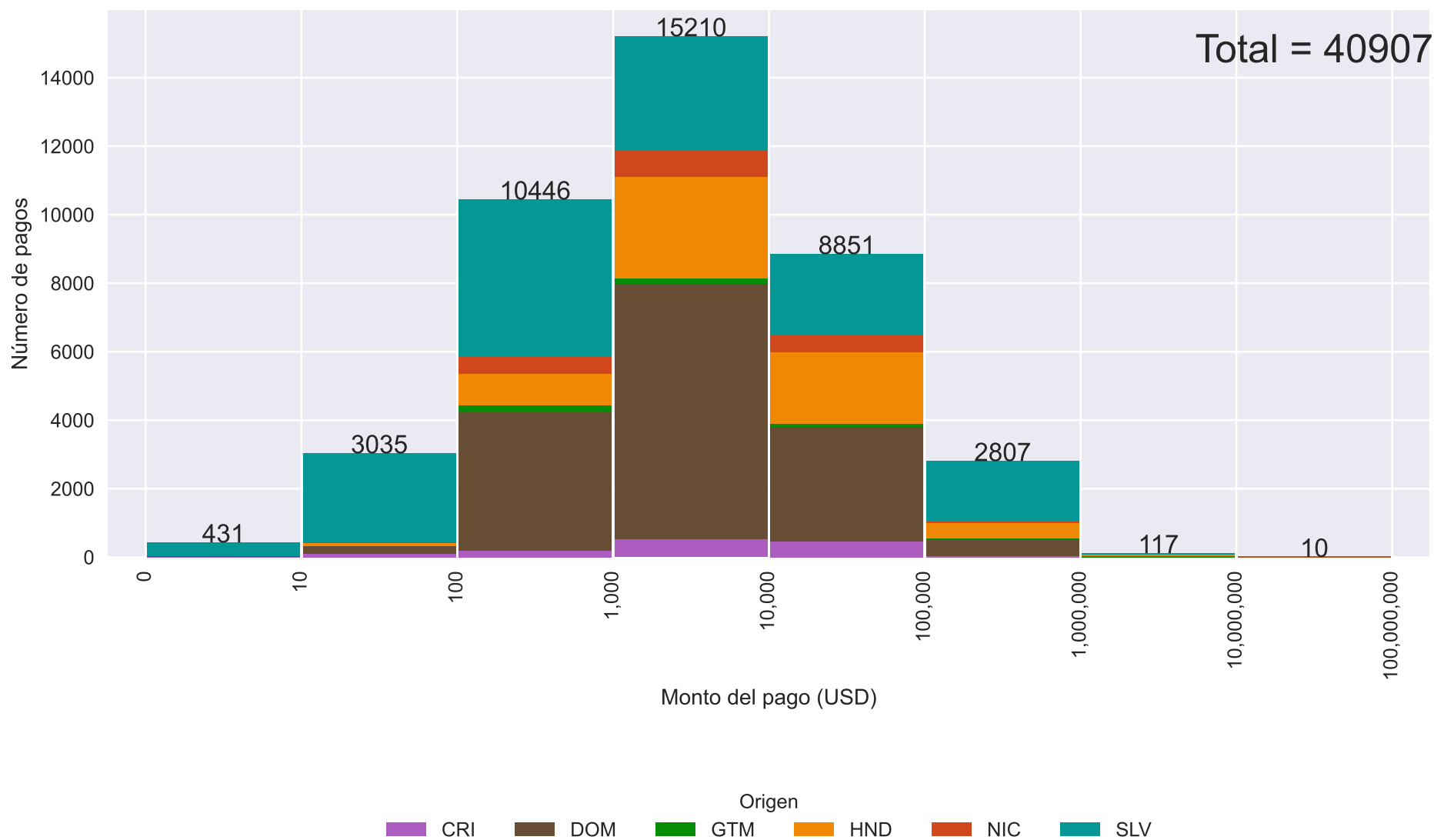
SIPA: Transacciones recibidas por cada país  
Total = 40907



**Figura 9: SIPA: Flujos de pagos predominantes**  
**Acumulado del 3 de marzo de 2011 al 2 de febrero de 2024**  
**Por países de origen→destino**



**Figura 10: SIPA: Distribución de los pagos**  
**Acumulado del 3 de marzo de 2011 al 2 de febrero de 2024**  
**Por monto del pago y país de origen**



**Cuadro 9: SIPA: Número de pagos enviados y recibidos por cada país**

Año	Recibidos						Enviados						Total
	CRI	DOM	GTM	HND	NIC	SLV	CRI	DOM	GTM	HND	NIC	SLV	Total
2011	0	9	84	8	15	46	0	28	52	67	15	0	162
2012	0	18	534	20	52	41	0	124	65	466	8	2	665
2013	0	23	554	52	100	63	0	86	53	494	158	1	792
2014	0	14	670	30	124	63	0	92	24	488	169	128	901
2015	0	3	905	27	243	127	0	96	48	736	123	302	1305
2016	0	2	1209	19	147	106	0	272	41	554	167	449	1483
2017	0	3	1381	76	319	100	0	751	65	591	130	342	1879
2018	0	10	1701	251	424	161	0	1389	50	507	144	457	2547
2019	0	8	2331	357	546	132	33	1971	35	519	174	642	3374
2020	6	9	2269	439	462	113	96	1978	12	407	142	663	3298
2021	0	26	2594	696	502	105	237	2410	12	476	221	567	3923
2022	0	15	2752	920	713	97	272	2857	10	684	202	472	4497
2023	142	305	7958	2048	2437	271	604	3230	14	542	215	8556	13161
2024	49	102	1892	309	521	47	101	317	3	62	17	2420	2920
<b>Total</b>	<b>197</b>	<b>547</b>	<b>26834</b>	<b>5252</b>	<b>6605</b>	<b>1472</b>	<b>1343</b>	<b>15601</b>	<b>484</b>	<b>6593</b>	<b>1885</b>	<b>15001</b>	<b>40907</b>

**Parte IV**

**Devoluciones**

## Cuadro 10: SIPA: Devoluciones

Año	Mes	Monto (USD)			Transacciones		
		Devuelto	Pagado	% devuelto	Devuelto	Pagado	% devuelto
2015	2	6,533.94	2,953,381.12	0.22	3	116	2.59
	3	98,314.48	8,097,583.03	1.21	3	168	1.79
	4	32,272.00	8,744,473.50	0.37	4	106	3.77
	5	0.00	16,096,751.59	0.00	0	100	0.00
	6	1,133.00	7,069,228.35	0.02	4	103	3.88
	7	34,565.48	15,559,904.64	0.22	5	114	4.39
	8	0.00	2,831,601.37	0.00	0	96	0.00
	9	36,538.26	7,204,888.14	0.51	2	108	1.85
	10	0.00	3,964,331.46	0.00	0	90	0.00
	11	3,579.00	5,393,814.83	0.07	1	103	0.97
	12	27,485.00	4,173,576.48	0.66	3	106	2.83
	2016	1	21,344.36	4,300,036.53	0.50	1	97
2		21,518.04	5,283,627.68	0.41	1	128	0.78
3		19,040.00	4,671,464.35	0.41	3	121	2.48
4		18,147.90	5,099,072.13	0.36	1	126	0.79
5		23,275.20	3,744,480.89	0.62	3	94	3.19
6		9,414.00	7,699,402.68	0.12	4	118	3.39
7		17,848.72	4,221,549.65	0.42	4	107	3.74
8		109,042.50	4,666,727.51	2.34	2	127	1.57
9		3,000.00	4,545,949.95	0.07	1	147	0.68
10		6,845.00	3,913,620.33	0.17	1	130	0.77
11		3,097.22	3,271,270.21	0.09	3	135	2.22
12		6,830.00	5,227,378.86	0.13	2	153	1.31
2017	1	0.00	8,335,187.97	0.00	0	178	0.00
	2	0.00	6,195,824.26	0.00	0	116	0.00
	3	82,198.75	6,857,285.48	1.20	9	232	3.88
	4	4,025.00	5,521,958.44	0.07	2	125	1.60
	5	4,290.00	6,963,614.23	0.06	2	154	1.30
	6	14,610.90	6,367,654.69	0.23	4	144	2.78
	7	23,205.13	7,002,167.12	0.33	6	153	3.92
	8	6,830.00	6,978,827.11	0.10	4	148	2.70
	9	11,690.00	6,550,395.70	0.18	4	132	3.03
	10	54,404.00	6,719,532.44	0.81	5	157	3.18

Continued on next page

Año	Mes	Monto			Número de pagos		
		Devuelto	Pagado	% devuelto	Devuelto	Pagado	% devuelto
	11	91,868.08	11,697,867.52	0.79	3	180	1.67
	12	72,990.00	8,478,632.53	0.86	4	160	2.50
2018	1	5,095.00	7,431,360.47	0.07	2	144	1.39
	2	59,503.30	6,963,537.83	0.85	6	177	3.39
	3	14,318.05	6,404,822.62	0.22	7	168	4.17
	4	134,849.57	5,779,748.52	2.33	21	182	11.54
	5	82,981.00	7,081,763.06	1.17	11	212	5.19
	6	35,715.11	6,503,075.55	0.55	8	221	3.62
	7	36,116.94	7,360,669.77	0.49	9	208	4.33
	8	27,428.57	8,368,600.31	0.33	10	249	4.02
	9	3,195.00	8,627,648.69	0.04	2	246	0.81
	10	6,221.00	9,043,954.92	0.07	2	244	0.82
	11	16,506.32	9,178,380.57	0.18	4	248	1.61
	12	65,030.67	7,537,036.62	0.86	6	248	2.42
2019	1	39,883.95	9,562,831.69	0.42	3	244	1.23
	2	200,644.98	7,420,404.35	2.70	7	210	3.33
	3	3,152.96	7,427,716.54	0.04	3	261	1.15
	4	205,927.91	7,519,105.18	2.74	6	267	2.25
	5	142,150.80	8,793,222.91	1.62	8	303	2.64
	6	4,160.00	8,622,567.91	0.05	3	278	1.08
	7	33,699.33	10,061,594.25	0.33	7	314	2.23
	8	31,703.61	11,862,425.37	0.27	10	300	3.33
	9	75,161.12	7,969,452.72	0.94	4	261	1.53
	10	13,133.00	8,290,713.04	0.16	6	332	1.81
	11	12,580.62	10,548,278.92	0.12	6	305	1.97
	12	23,360.00	9,930,123.09	0.24	7	299	2.34
2020	1	236,397.50	11,092,622.25	2.13	5	313	1.60
	2	22,732.00	7,842,999.63	0.29	12	269	4.46
	3	76,820.81	5,877,938.58	1.31	9	264	3.41
	4	3,941.43	5,473,484.74	0.07	1	180	0.56
	5	490.00	4,389,265.91	0.01	3	209	1.44
	6	89,770.94	7,614,545.18	1.18	10	241	4.15
	7	34,154.00	6,805,099.54	0.50	6	286	2.10
	8	80,910.76	7,011,626.12	1.15	10	258	3.88
	9	65,531.40	10,358,215.15	0.63	5	292	1.71

Continued on next page

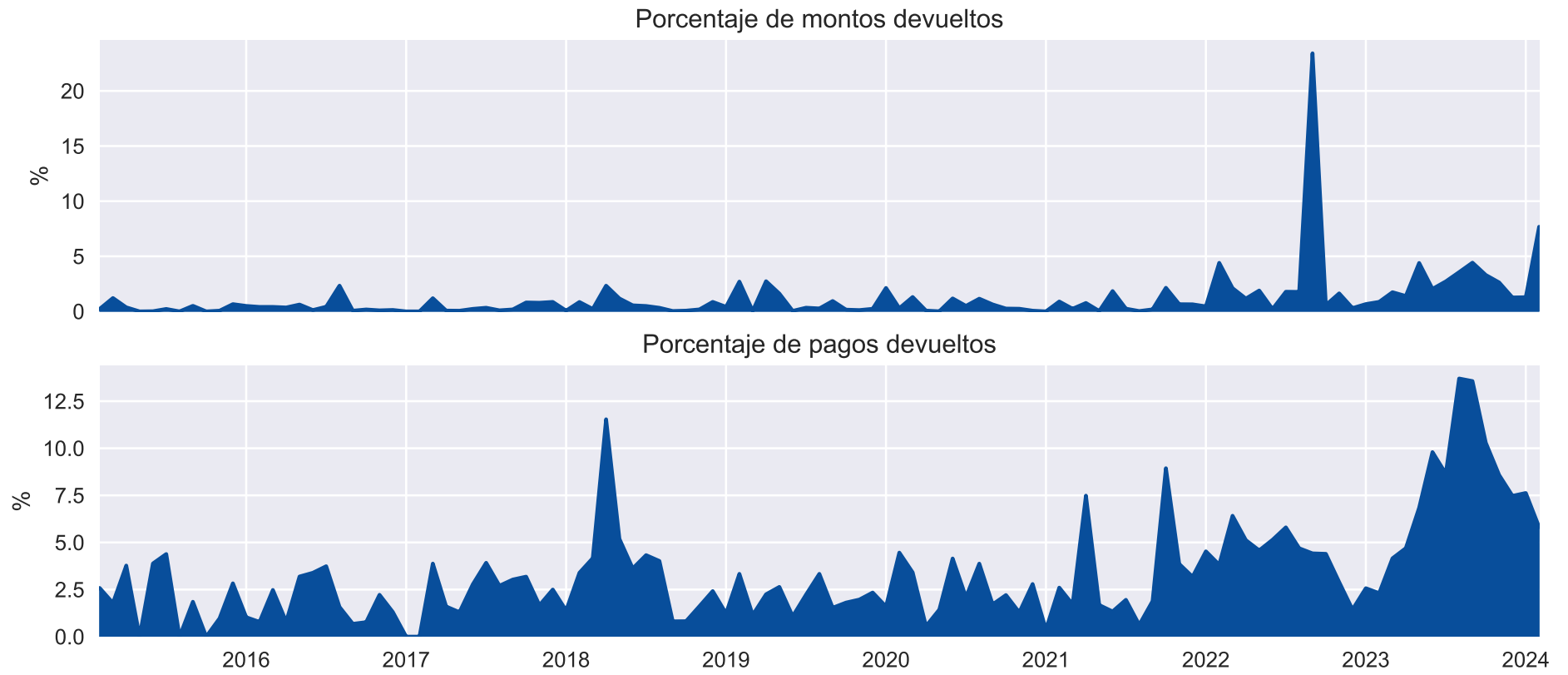
Año	Mes	Monto			Número de pagos		
		Devuelto	Pagado	% devuelto	Devuelto	Pagado	% devuelto
	10	25,659.73	9,964,650.81	0.26	7	317	2.21
	11	26,910.00	11,177,559.55	0.24	4	311	1.29
	12	11,683.57	17,770,284.48	0.07	10	358	2.79
2021	1	472.91	42,503,862.70	0.00	1	265	0.38
	2	101,331.58	11,280,316.61	0.90	7	269	2.60
	3	26,975.24	11,233,964.93	0.24	6	350	1.71
	4	236,580.83	30,912,457.63	0.77	25	334	7.49
	5	7,821.41	21,199,019.90	0.04	5	298	1.68
	6	226,077.00	12,247,006.54	1.85	5	374	1.34
	7	64,828.80	26,092,925.58	0.25	7	358	1.96
	8	6,519.64	20,904,720.60	0.03	2	319	0.63
	9	47,414.43	25,629,718.27	0.18	7	371	1.89
	10	197,237.20	9,196,638.71	2.14	27	302	8.94
	11	166,263.57	25,482,300.91	0.65	13	337	3.86
	12	184,770.06	28,759,610.28	0.64	11	346	3.18
2022	1	41,642.10	9,106,728.85	0.46	12	265	4.53
	2	355,313.83	8,063,605.91	4.41	10	262	3.82
	3	218,345.88	10,352,802.32	2.11	24	374	6.42
	4	105,370.70	9,040,210.65	1.17	19	371	5.12
	5	256,946.89	13,565,721.70	1.89	25	546	4.58
	6	63,214.39	29,807,798.28	0.21	20	389	5.14
	7	215,640.05	12,086,451.82	1.78	21	362	5.80
	8	214,488.92	12,121,250.15	1.77	19	405	4.69
	9	4,144,275.33	17,700,893.65	23.41	16	362	4.42
	10	107,732.61	18,768,409.37	0.57	16	364	4.40
	11	182,255.10	11,143,397.28	1.64	11	380	2.89
	12	74,658.95	24,850,833.06	0.30	6	417	1.44
2023	1	107,172.37	16,146,141.22	0.66	9	350	2.57
	2	137,667.72	15,902,249.83	0.87	9	390	2.31
	3	216,361.10	12,416,254.25	1.74	20	481	4.16
	4	107,791.43	7,718,268.11	1.40	17	362	4.70
	5	476,103.13	10,833,140.50	4.39	31	453	6.84
	6	254,611.22	12,467,483.44	2.04	53	541	9.80
	7	287,613.13	10,568,655.86	2.72	61	705	8.65
	8	608,027.80	17,064,557.72	3.56	171	1248	13.70

Continued on next page



Año	Mes	Monto			Número de pagos		
		Devuelto	Pagado	% devuelto	Devuelto	Pagado	% devuelto
	9	764,102.57	17,276,339.79	4.42	242	1784	13.57
	10	588,545.50	17,817,489.98	3.30	223	2167	10.29
	11	454,510.57	17,301,391.81	2.63	188	2191	8.58
	12	550,149.02	43,581,219.20	1.26	186	2489	7.47
2024	1	264,759.48	20,567,415.36	1.29	203	2662	7.63
	2	138,568.73	1,804,906.56	7.68	15	258	5.81

# Figura 11: SIPA: Devoluciones



# Cuadro 11: SIPA: Detalle de devoluciones

Fecha valor	Debito	Credito	Monto
2024-01-02	CRI	SLV	1.00
2024-01-02	CRI	SLV	10.00
2024-01-02	CRI	SLV	10.00
2024-01-02	GTM	SLV	20.00
2024-01-02	NIC	SLV	8.00
2024-01-02	NIC	SLV	816.00
2024-01-02	DOM	SLV	5.00
2024-01-03	CRI	SLV	388.00
2024-01-03	CRI	SLV	110.74
2024-01-03	GTM	SLV	358.00
2024-01-03	GTM	DOM	90.00
2024-01-03	DOM	SLV	5.00
2024-01-04	CRI	SLV	500.00
2024-01-04	CRI	SLV	15.00
2024-01-04	CRI	SLV	300.00
2024-01-04	GTM	SLV	150.00
2024-01-04	GTM	SLV	300.00
2024-01-04	GTM	SLV	20.00
2024-01-05	CRI	SLV	50.00
2024-01-05	CRI	SLV	100.00
2024-01-05	GTM	SLV	20.00
2024-01-05	GTM	SLV	449.89
2024-01-05	GTM	SLV	80.00
2024-01-05	GTM	SLV	2,000.00
2024-01-05	GTM	SLV	90.00
2024-01-05	NIC	SLV	212.48
2024-01-08	CRI	SLV	500.00
2024-01-08	CRI	SLV	5.00
2024-01-08	CRI	SLV	50.00
2024-01-08	GTM	SLV	880.00
2024-01-08	GTM	SLV	600.00
2024-01-09	CRI	SLV	113.00
2024-01-09	CRI	SLV	700.00
	:	:	:

Fecha valor	Débito	Crédito	Monto
:	:	:	:
2024-01-09	GTM	SLV	400.00
2024-01-09	GTM	SLV	198.87
2024-01-09	GTM	SLV	28.00
2024-01-09	GTM	SLV	30.00
2024-01-09	GTM	SLV	750.00
2024-01-09	GTM	SLV	90.00
2024-01-09	GTM	DOM	2,000.00
2024-01-09	HND	SLV	450.00
2024-01-09	HND	SLV	20.00
2024-01-09	HND	SLV	60.00
2024-01-10	CRI	SLV	5.00
2024-01-10	CRI	SLV	200.00
2024-01-10	CRI	SLV	25.00
2024-01-10	CRI	SLV	20.00
2024-01-10	CRI	SLV	2.00
2024-01-10	CRI	SLV	255.00
2024-01-10	GTM	SLV	3,479.89
2024-01-10	GTM	SLV	105.00
2024-01-10	GTM	SLV	162.00
2024-01-11	CRI	SLV	50.00
2024-01-11	CRI	SLV	5.00
2024-01-11	GTM	SLV	20.00
2024-01-11	GTM	SLV	235.00
2024-01-11	GTM	SLV	485.00
2024-01-11	GTM	SLV	2,500.00
2024-01-11	GTM	SLV	269.00
2024-01-11	GTM	SLV	0.01
2024-01-11	GTM	SLV	180.00
2024-01-11	GTM	HND	480.00
2024-01-12	CRI	SLV	800.00
2024-01-12	GTM	SLV	3,060.00
2024-01-12	GTM	SLV	6.60
2024-01-12	GTM	SLV	35.00
2024-01-12	DOM	SLV	100.00
2024-01-15	GTM	SLV	10.00
2024-01-15	GTM	SLV	1,000.00
2024-01-15	GTM	SLV	250.00
2024-01-15	GTM	SLV	3.50
	:	:	:

Fecha valor	Débito	Crédito	Monto
:	:	:	:
2024-01-15	DOM	CRI	200.00
2024-01-16	CRI	SLV	1,000.00
2024-01-16	CRI	SLV	50.00
2024-01-16	CRI	SLV	113.00
2024-01-16	CRI	SLV	3,000.00
2024-01-16	CRI	SLV	800.00
2024-01-16	CRI	SLV	100.00
2024-01-16	CRI	SLV	73.75
2024-01-16	CRI	SLV	200.00
2024-01-16	GTM	SLV	50.00
2024-01-16	GTM	SLV	90.00
2024-01-16	GTM	SLV	1,595.00
2024-01-16	GTM	SLV	91.53
2024-01-16	GTM	SLV	50.00
2024-01-16	GTM	SLV	1,530.00
2024-01-16	GTM	SLV	25.00
2024-01-16	HND	SLV	12.00
2024-01-17	CRI	SLV	850.00
2024-01-17	GTM	SLV	1.69
2024-01-17	GTM	SLV	936.77
2024-01-17	GTM	SLV	3,060.00
2024-01-17	GTM	SLV	1,493.47
2024-01-17	GTM	SLV	35.00
2024-01-17	HND	SLV	12.00
2024-01-17	HND	SLV	5.00
2024-01-17	NIC	SLV	40.00
2024-01-18	CRI	SLV	850.00
2024-01-18	CRI	SLV	1,300.00
2024-01-18	CRI	SLV	4,500.00
2024-01-18	CRI	SLV	56.50
2024-01-18	GTM	SLV	100.00
2024-01-18	GTM	SLV	650.00
2024-01-18	GTM	SLV	40.00
2024-01-18	GTM	SLV	1,513.69
2024-01-18	GTM	SLV	12.80
2024-01-18	GTM	SLV	35.50
2024-01-18	GTM	SLV	20.00
2024-01-18	NIC	SLV	48.00
	:	:	:



Fecha valor	Débito	Crédito	Monto
⋮	⋮	⋮	⋮
2024-01-18	DOM	SLV	50.00
2024-01-19	CRI	SLV	55,000.00
2024-01-19	CRI	SLV	600.00
2024-01-19	CRI	SLV	867.00
2024-01-19	CRI	SLV	32.00
2024-01-19	CRI	SLV	1.00
2024-01-19	CRI	SLV	25.00
2024-01-19	CRI	SLV	100.00
2024-01-19	GTM	SLV	40.00
2024-01-19	GTM	SLV	15.00
2024-01-19	GTM	SLV	5,000.00
2024-01-19	HND	SLV	874.00
2024-01-22	CRI	SLV	20.00
2024-01-22	CRI	SLV	1,355.00
2024-01-22	CRI	SLV	300.00
2024-01-22	GTM	SLV	650.00
2024-01-22	GTM	SLV	1,720.00
2024-01-22	GTM	SLV	875.00
2024-01-22	GTM	SLV	1,150.00
2024-01-22	GTM	SLV	2,000.00
2024-01-22	GTM	SLV	15.00
2024-01-22	GTM	SLV	485.00
2024-01-22	GTM	SLV	12,719.98
2024-01-22	GTM	SLV	180.00
2024-01-22	GTM	SLV	1,120.00
2024-01-22	GTM	SLV	1.00
2024-01-22	GTM	SLV	1,000.00
2024-01-22	GTM	DOM	10,000.00
2024-01-22	GTM	DOM	1,042.00
2024-01-22	NIC	SLV	10,000.00
2024-01-23	CRI	SLV	600.00
2024-01-23	CRI	SLV	1,142.42
2024-01-23	GTM	SLV	233.00
2024-01-23	GTM	SLV	875.00
2024-01-23	GTM	SLV	550.00
2024-01-23	GTM	SLV	168.00
2024-01-23	GTM	SLV	34,612.15
2024-01-23	GTM	DOM	16,975.00
⋮	⋮	⋮	⋮

Fecha valor	Débito	Crédito	Monto
⋮	⋮	⋮	⋮
2024-01-23	NIC	SLV	20.00
2024-01-24	CRI	SLV	600.00
2024-01-24	CRI	SLV	90.00
2024-01-24	CRI	SLV	700.00
2024-01-24	CRI	SLV	927.00
2024-01-24	CRI	SLV	32.00
2024-01-24	CRI	SLV	584.00
2024-01-24	GTM	SLV	12,719.98
2024-01-24	GTM	SLV	185.00
2024-01-24	GTM	SLV	5.00
2024-01-24	HND	SLV	150.00
2024-01-25	CRI	SLV	585.00
2024-01-25	GTM	SLV	335.00
2024-01-25	GTM	DOM	6,599.36
2024-01-25	HND	SLV	129.00
2024-01-25	NIC	SLV	20.00
2024-01-26	CRI	SLV	890.00
2024-01-26	GTM	SLV	1,000.00
2024-01-26	GTM	SLV	40.00
2024-01-26	GTM	SLV	1,580.70
2024-01-26	GTM	SLV	925.00
2024-01-26	GTM	DOM	3,205.00
2024-01-26	HND	SLV	34.60
2024-01-30	CRI	SLV	195.00
2024-01-30	CRI	SLV	90.00
2024-01-30	CRI	SLV	2,500.00
2024-01-30	CRI	SLV	1,355.00
2024-01-30	CRI	SLV	200.00
2024-01-30	CRI	SLV	50.00
2024-01-30	GTM	SLV	1,120.00
2024-01-30	GTM	SLV	100.00
2024-01-30	GTM	SLV	10.00
2024-01-30	GTM	SLV	50.00
2024-01-30	GTM	SLV	13.00
2024-01-30	GTM	SLV	2,500.00
2024-01-30	HND	SLV	75.00
2024-01-30	HND	SLV	400.00
⋮	⋮	⋮	⋮

Fecha valor	Débito	Crédito	Monto
⋮	⋮	⋮	⋮
2024-01-30	DOM	CRI	150.00
2024-01-30	DOM	SLV	4.00
2024-01-31	CRI	SLV	25.00
2024-01-31	CRI	SLV	1,000.00
2024-01-31	CRI	SLV	5,000.00
2024-01-31	CRI	SLV	25.00
2024-01-31	CRI	SLV	2.00
2024-01-31	CRI	SLV	19.61
2024-01-31	CRI	SLV	25.00
2024-01-31	CRI	SLV	25.00
2024-01-31	GTM	SLV	250.00
2024-01-31	GTM	SLV	3,000.00
2024-01-31	GTM	SLV	500.00
2024-01-31	GTM	SLV	7.56
2024-01-31	GTM	SLV	54.00
2024-01-31	GTM	SLV	100.00
2024-01-31	GTM	HND	480.00
2024-01-31	NIC	SLV	20.00
2024-01-31	NIC	SLV	20.00
2024-02-01	GTM	SLV	9,716.90
2024-02-01	GTM	SLV	12,719.98
2024-02-01	GTM	SLV	27.60
2024-02-01	GTM	SLV	100.00
2024-02-01	GTM	SLV	600.00
2024-02-01	GTM	NIC	666.50
2024-02-01	GTM	DOM	24,983.75
2024-02-01	GTM	DOM	86,832.00
2024-02-02	CRI	SLV	23.00
2024-02-02	CRI	SLV	615.00
2024-02-02	CRI	SLV	169.00
2024-02-02	CRI	SLV	800.00
2024-02-02	CRI	SLV	615.00
2024-02-02	GTM	SLV	650.00
2024-02-02	DOM	SLV	50.00

**FIN DEL REPORTE**

