



CONSEJO MONETARIO
CENTROAMERICANO

Secretaría Ejecutiva



Reporte Semanal del Sistema de Interconexión de Pagos (SIPA)

Semana del 19 al 23 de febrero de 2024

Consejo Monetario Centroamericano
Elaborado: 26 de febrero de 2024

<http://www.secmca.org/sipa/>

Resumen Ejecutivo

Semana del 19 al 23 de febrero de 2024

Cuadro 1: Crecimiento en el uso del SIPA*

Monto	7.9%
Transacciones	586.6%

* crecimiento del acumulado de este año respecto al mismo período del año anterior

Cuadro 2: Resumen de operaciones efectuadas en SIPA*

	Pagos		Devoluciones	
	Monto	Transacciones	Monto	Transacciones
Esta semana	4,312,855.46	631	128,456.50	69
Este año	33,783,824.27	4758	3,753,473.46	375
Desde inicio	1,442,724,069.16	42745	18,365,763.35	2234

* cierre al 23 de febrero de 2024

Índice general

I Pagos realizados en la semana del 19 al 23 de febrero de 2024	7
II Pagos realizados del 1 de enero al 23 de febrero de 2024	18
III Pagos realizados del 3 de marzo de 2011 al 23 de febrero de 2024	23
IV Devoluciones	36

Comité Técnico de Sistemas de Pagos

Banco Central de Costa Rica	Francisco Carvajal Chavarría	carvajalcf@bccr.fi.cr
Banco Central de Reserva de El Salvador	Juan Alberto Hernández Arévalo	juan.hernandez@bcr.gob.sv
Banco de Guatemala	Jorge Vinicio Cáceres Dávila	jvcd@banguat.gob.gt
Banco Central de Honduras	Horacio Laínez	horacio.lainez@bch.hn
Banco Central de Nicaragua	Oknan Alfredo Bello Dinartes	obello@bcn.gob.ni
Banco Central de la República Dominicana	Ángel González Tejada	a.gonzalez@bancentral.gov.do
Secretaría Ejecutiva CMCA	Luis Ortiz Cevallos (coordinador)	lortiz@secmca.org

Formatos de cuenta IBAN

País	Formato	Ejemplo
Costa Rica	CR2!n4!n14!n	CR05 0152 0200 1026 2840 66
El Salvador	SV2!n4!a20!n	SV 62 CENR 00000000000000700025
Guatemala	GT2!n4!c20!c	GT82 TRAJ 0102 0000 0012 1002 9690
Honduras	HN2!n4!???????	aún no registrado
Nicaragua	NI2!n4!c20!n	NI91 BAMC 0112 0203 0000 0355 8124
República Dominicana	DO2!n4!c20!n	DO28 BAGR 0000 0001 2124 5361 1324

Direcciones de correo SIPA

Gestor Institucional SIPA	gisip@bancentral.gov.do
Banco Central de Costa Rica	SIPACR@bccr.fi.cr
Banco Central de Reserva de El Salvador	SIPSV@BCR.GOB.SV
Banco de Guatemala	SIPGT@banguat.gob.gt
Banco Central de Honduras	sip@bch.hn
Banco Central de Nicaragua	SIPNI@bcn.gob.ni
Banco Central de la República Dominicana	siprd@bancentral.gov.do
Secretaría Ejecutiva CMCA	sip@secmca.org



Últimos hechos relevantes

No hay hechos relevantes esta semana.

Próximos feriados

27 de febrero de 2024: República Dominicana

FERIADOS DE 2024

	ENE	FEB	MAR	ABR	MAY	JUN	JUL	AGO	SEP	OCT	NOV	DIC
CRI			28 • 29	15	1		29	2 • 15				25
DOM	29	27	28 • 29	29	30			16	24		4	25
GTM			28 • 29		1		1	15			1	25
HND			28 • 29	15	1					3 • 4		25
NIC			28 • 29		1		19					25
SLV			28 • 29		1 • 10	17						25
USA	15	19			27	19	4		2	14	28	25

Parte I

Pagos realizados en la semana del 19 al 23 de febrero de 2024

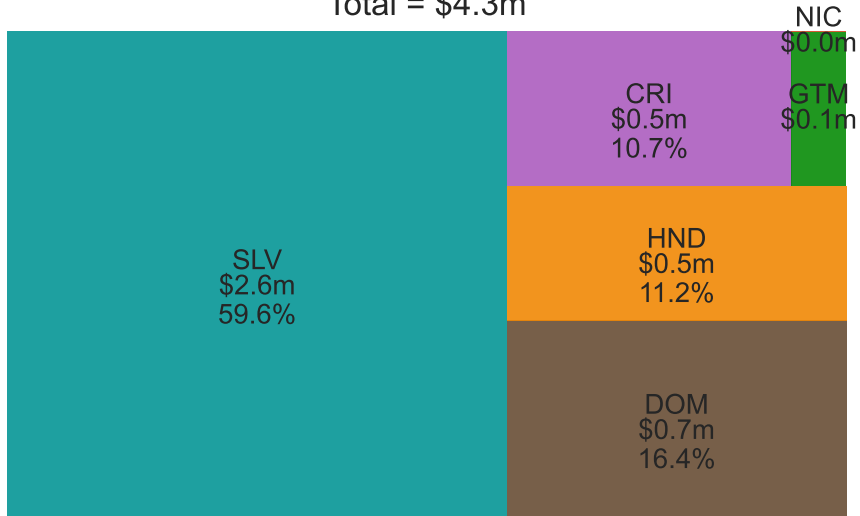
Cuadro 3: SIPA: Montos y número de transacciones Semana del 19 al 23 de febrero de 2024 Por país de origen vs destino

—país de origen (fila) vs país de destino (columna)—

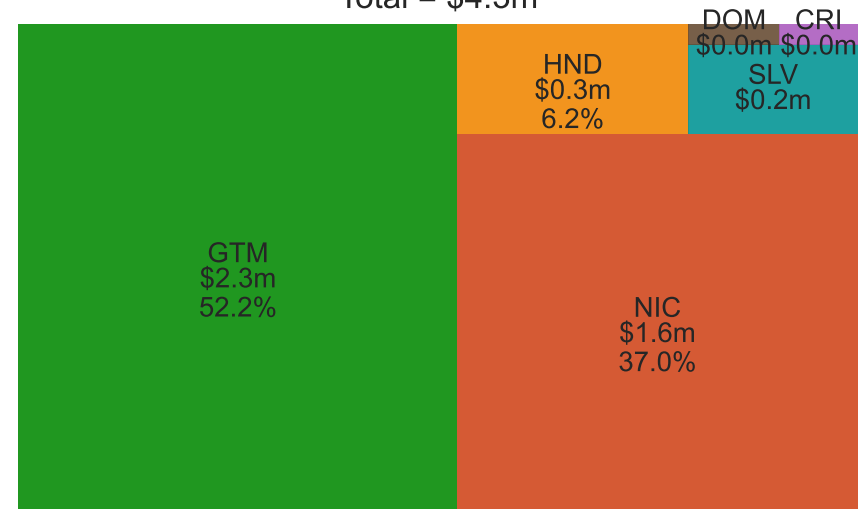
Credito Debito	CRI	DOM	GTM	HND	NIC	SLV	Total
Monto en USD							
CRI	0.00	3,165.00	91,036.63	0.00	342,359.00	26,487.00	463,047.63
DOM	0.00	0.00	576,066.68	113,067.95	894.58	16,700.00	706,729.21
GTM	0.00	0.00	0.00	0.00	0.00	89,354.80	89,354.80
HND	0.00	0.00	449,231.00	0.00	7,865.00	26,800.00	483,896.00
NIC	0.00	0.00	0.00	250.00	0.00	0.00	250.00
SLV	16,730.25	16,330.69	1,136,550.42	153,957.99	1,246,008.47	0.00	2,569,577.82
Total	16,730.25	19,495.69	2,252,884.73	267,275.94	1,597,127.05	159,341.80	4,312,855.46
Número de transacciones							
CRI	0	10	7	0	8	4	29
DOM	0	0	34	10	3	1	48
GTM	0	0	0	0	0	2	2
HND	0	0	8	0	2	3	13
NIC	0	0	0	1	0	0	1
SLV	7	10	351	67	103	0	538
Total	7	20	400	78	116	10	631

Figura 1: SIPA: Distribución de los montos y número de transacciones Semana del 19 al 23 de febrero de 2024 Por país de origen y de destino

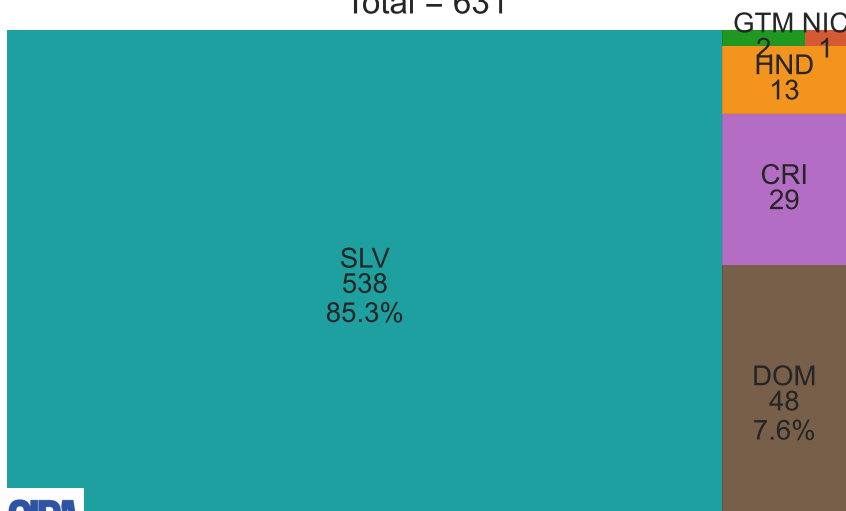
SIPA: Monto enviado por cada país
Total = \$4.3m



SIPA: Monto recibido por cada país
Total = \$4.3m



SIPA: Transacciones enviadas por cada país
Total = 631



SIPA: Transacciones recibidas por cada país
Total = 631

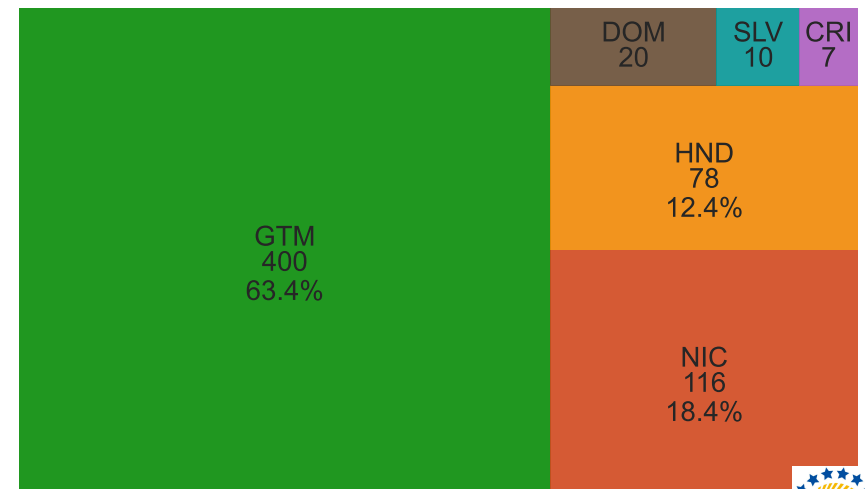
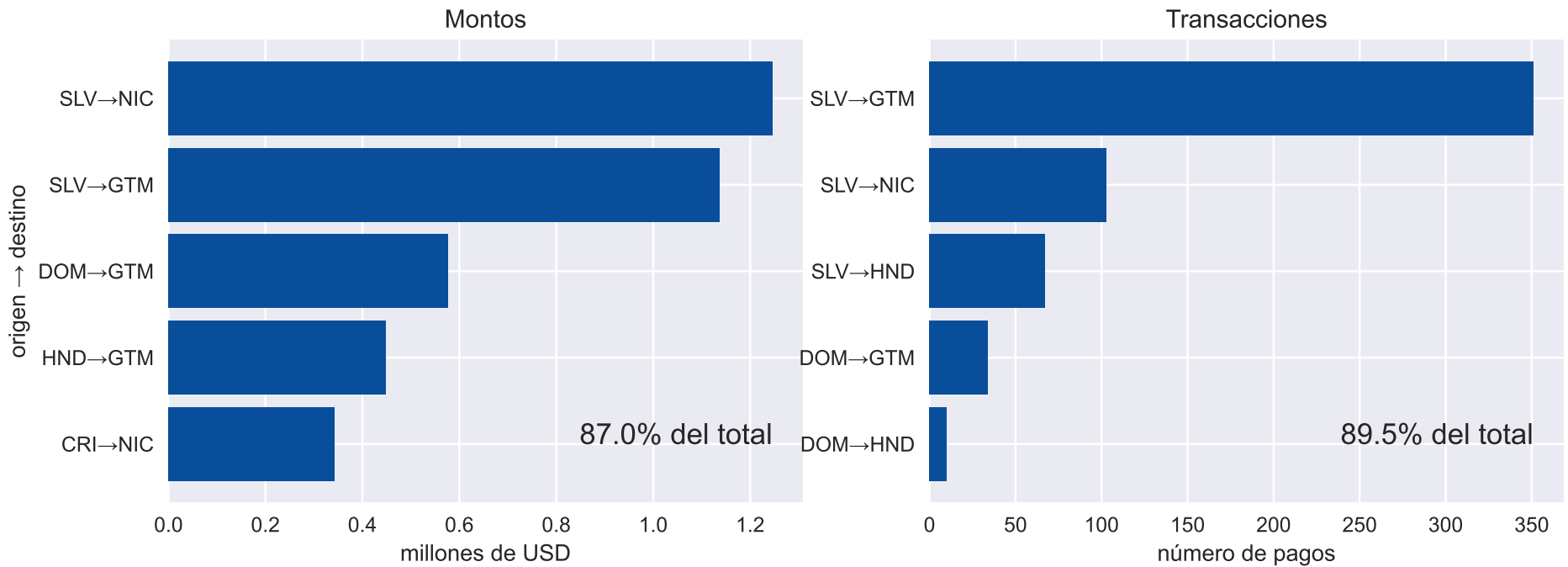
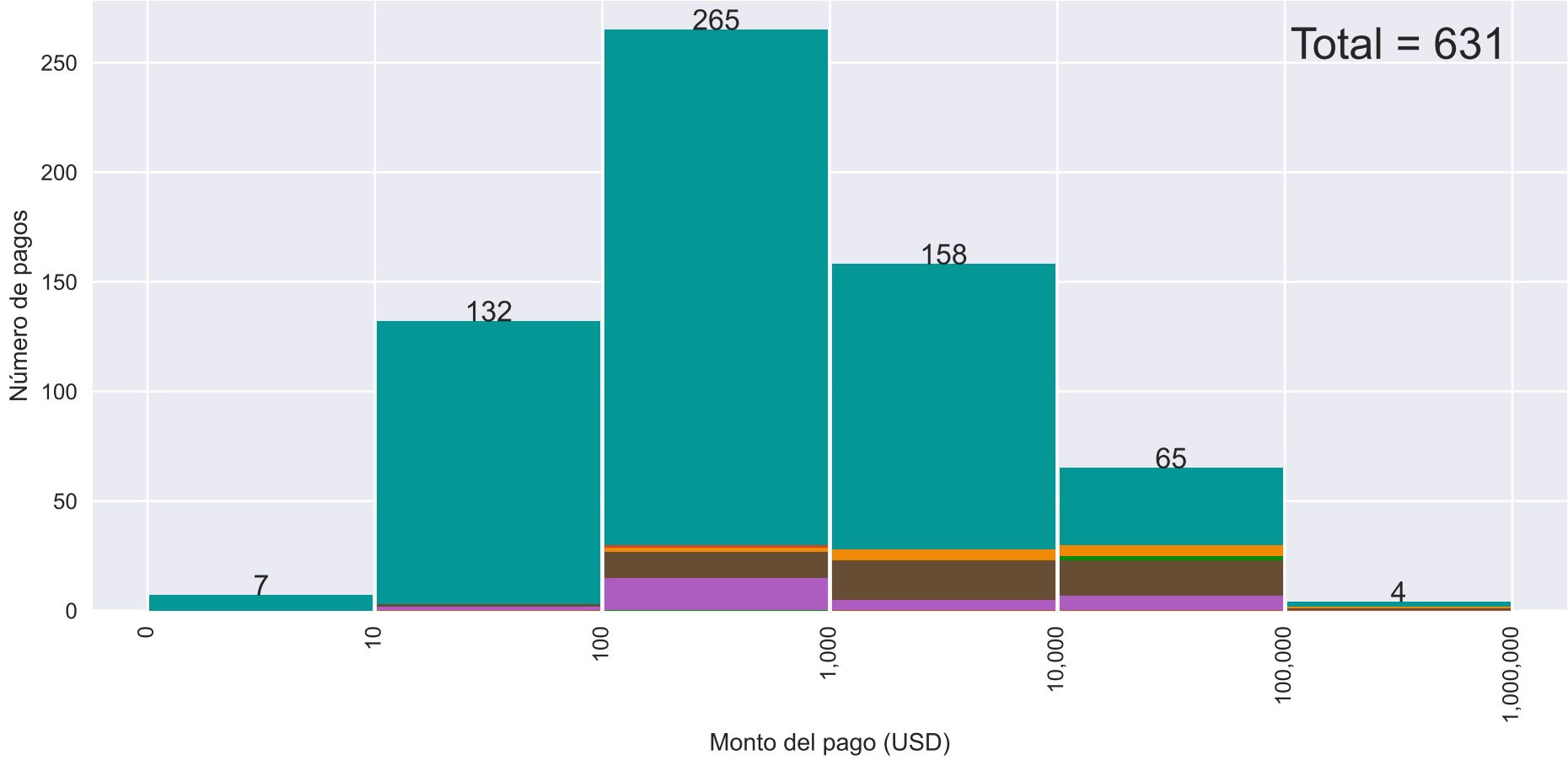


Figura 2: SIPA: Flujos de pagos predominantes
Semana del 19 al 23 de febrero de 2024
Por países de origen→destino



**Figura 3: SIPA: Distribución de los pagos
Semana del 19 al 23 de febrero de 2024
Por monto del pago y país de origen**



Origen
 CRI DOM GTM HND NIC SLV



Cuadro 4: SIPA: Operaciones de 19 al 23 de febrero de 2024

Fecha valor	Debito	Credito	Monto
2024-02-19	SLV	GTM	95,000.00
	DOM	HND	55,000.00
	DOM	GTM	53,120.00
	DOM	GTM	43,014.63
	DOM	GTM	24,990.00
	SLV	NIC	20,000.00
	DOM	GTM	20,000.00
	SLV	NIC	15,075.00
	DOM	GTM	15,000.00
	HND	GTM	14,920.00
	SLV	GTM	11,900.00
	SLV	GTM	11,322.32
	SLV	GTM	10,000.00
	SLV	GTM	9,000.00
	SLV	GTM	9,000.00
	SLV	DOM	8,500.00
	SLV	GTM	6,000.00
	SLV	GTM	5,516.00
	SLV	GTM	5,500.00
	SLV	NIC	5,300.00
	SLV	GTM	5,000.00
	SLV	GTM	5,000.00
	SLV	NIC	5,000.00
	SLV	DOM	4,500.00
	SLV	GTM	4,000.00
	SLV	NIC	3,327.00
	SLV	GTM	3,000.00
	DOM	GTM	3,000.00
	DOM	GTM	2,700.00
	SLV	DOM	2,500.00
	SLV	GTM	2,427.00
	:	:	:

Fecha valor	Debito	Credito	Monto
:	:	:	:
	SLV	GTM	2,318.40
	SLV	GTM	2,318.40
	SLV	GTM	2,315.00
	SLV	GTM	2,275.00
	SLV	GTM	2,115.00
	SLV	GTM	2,100.00
	SLV	GTM	2,000.00
	SLV	GTM	2,000.00
	SLV	GTM	2,000.00
	SLV	GTM	1,950.00
	SLV	GTM	1,950.00
	SLV	GTM	1,734.60
	SLV	GTM	1,627.50
	SLV	GTM	1,500.00
	DOM	GTM	1,500.00
	DOM	HND	1,500.00
	SLV	GTM	1,300.00
	DOM	GTM	1,300.00
	SLV	GTM	1,250.00
	SLV	NIC	1,250.00
	SLV	HND	1,208.50
	SLV	GTM	1,189.00
	SLV	GTM	1,050.00
	SLV	GTM	1,025.09
	SLV	GTM	1,000.00
	SLV	GTM	1,000.00
	SLV	HND	1,000.00
	SLV	GTM	900.00
	HND	SLV	800.00
	SLV	GTM	755.00
	SLV	CRI	650.00
	SLV	GTM	625.00
	SLV	GTM	625.00
	SLV	GTM	600.00
	SLV	HND	600.00
	SLV	GTM	590.00
	SLV	NIC	549.00
	SLV	NIC	530.00
	:	:	:

Fecha valor	Debito	Credito	Monto
:	:	:	:
	SLV	GTM	525.00
	HND	NIC	520.00
	SLV	GTM	500.00
	SLV	GTM	500.00
	SLV	GTM	500.00
	SLV	NIC	450.00
	SLV	GTM	439.85
	SLV	GTM	425.00
	SLV	GTM	400.00
	SLV	GTM	350.00
	SLV	GTM	324.00
	SLV	GTM	300.00
	SLV	GTM	270.00
	SLV	GTM	245.00
	SLV	NIC	225.00
	DOM	GTM	213.00
	SLV	HND	200.00
	SLV	NIC	200.00
	SLV	GTM	179.28
	SLV	GTM	178.00
	SLV	NIC	165.00
	SLV	GTM	150.00
	SLV	GTM	150.00
	DOM	NIC	150.00
	SLV	GTM	143.00
	SLV	NIC	140.00
	SLV	GTM	130.00
	SLV	NIC	130.00
	SLV	NIC	129.00
	SLV	GTM	120.00
	SLV	GTM	120.00
	SLV	GTM	119.00
	SLV	GTM	116.00
	SLV	GTM	100.00
	SLV	GTM	100.00
	SLV	GTM	100.00
	SLV	GTM	100.00
	SLV	GTM	100.00
	:	:	:



Fecha valor	Debito	Credito	Monto
:	:	:	:
	SLV	GTM	100.00
	SLV	HND	100.00
	SLV	HND	100.00
	SLV	NIC	100.00
	SLV	NIC	100.00
	SLV	DOM	100.00
	SLV	GTM	98.00
	SLV	GTM	96.00
	SLV	CRI	95.00
	SLV	GTM	80.00
	SLV	HND	80.00
	SLV	CRI	76.00
	SLV	GTM	75.00
	SLV	HND	75.00
	SLV	HND	70.00
	SLV	HND	65.00
	SLV	GTM	60.00
	SLV	HND	60.00
	SLV	HND	57.00
	SLV	NIC	53.00
	SLV	HND	51.00
	SLV	GTM	50.00
	SLV	GTM	50.00
	SLV	GTM	50.00
	SLV	GTM	50.00
	SLV	GTM	50.00
	SLV	NIC	50.00
	SLV	NIC	49.00
	SLV	GTM	46.00
	SLV	GTM	40.00
	SLV	GTM	39.00
	SLV	GTM	39.00
	SLV	HND	35.00
	SLV	NIC	35.00
	SLV	GTM	30.00
	SLV	HND	30.00
	SLV	NIC	30.00
	SLV	NIC	30.00
	:	:	:

Fecha valor	Debito	Credito	Monto
:	:	:	:
	SLV	GTM	28.00
	SLV	GTM	28.00
	SLV	GTM	26.00
	SLV	GTM	25.00
	SLV	GTM	22.00
	SLV	GTM	20.00
	SLV	HND	20.00
	SLV	NIC	20.00
	SLV	GTM	17.50
	SLV	GTM	15.00
	SLV	GTM	15.00
	SLV	GTM	13.50
	SLV	HND	10.00
	SLV	NIC	10.00
	SLV	GTM	5.00
2024-02-20	SLV	NIC	858,739.11
	CRI	NIC	99,500.00
	CRI	NIC	99,500.00
	CRI	GTM	65,231.00
	SLV	GTM	50,000.00
	DOM	HND	28,567.95
	HND	SLV	25,000.00
	GTM	SLV	19,749.94
	SLV	GTM	12,730.00
	SLV	HND	10,000.00
	SLV	GTM	8,000.00
	SLV	GTM	6,543.60
	SLV	HND	6,000.00
	SLV	HND	4,500.00
	CRI	GTM	4,095.00
	SLV	GTM	3,300.00
	SLV	GTM	3,265.95
	DOM	GTM	3,000.00
	SLV	HND	2,700.00
	SLV	GTM	2,499.00
	SLV	GTM	2,450.00
	DOM	GTM	2,281.95
	CRI	NIC	2,200.00
	:	:	:

Fecha valor	Debito	Credito	Monto
:	:	:	:
	SLV	GTM	2,156.25
	SLV	GTM	2,013.00
	SLV	GTM	2,000.00
	CRI	SLV	1,800.00
	SLV	GTM	1,549.00
	SLV	GTM	1,503.00
	SLV	GTM	1,464.16
	SLV	GTM	1,200.00
	SLV	GTM	1,184.00
	SLV	GTM	1,075.00
	SLV	GTM	1,000.00
	SLV	GTM	1,000.00
	SLV	GTM	900.00
	SLV	GTM	900.00
	SLV	GTM	900.00
	SLV	GTM	900.00
	SLV	GTM	899.00
	SLV	GTM	890.00
	SLV	GTM	885.00
	SLV	GTM	850.00
	SLV	GTM	841.02
	SLV	GTM	800.00
	SLV	GTM	650.00
	SLV	HND	606.13
	SLV	GTM	600.00
	SLV	GTM	534.00
	SLV	GTM	482.55
	SLV	GTM	477.00
	SLV	GTM	475.00
	DOM	HND	450.00
	CRI	NIC	415.00
	SLV	GTM	400.00
	SLV	GTM	400.00
	SLV	GTM	365.00
	SLV	GTM	350.00
	SLV	NIC	350.00
	SLV	GTM	322.36
	SLV	NIC	310.00
	:	:	:



Fecha valor	Debito	Credito	Monto
:	:	:	:
	CRI	DOM	300.00
	SLV	GTM	300.00
	SLV	GTM	300.00
	SLV	GTM	300.00
	SLV	GTM	300.00
	SLV	GTM	263.00
	DOM	HND	250.00
	DOM	GTM	206.00
	SLV	GTM	200.00
	SLV	GTM	200.00
	SLV	HND	200.00
	SLV	NIC	200.00
	SLV	NIC	200.00
	SLV	NIC	170.00
	CRI	DOM	150.00
	SLV	GTM	150.00
	SLV	NIC	150.00
	SLV	NIC	150.00
	SLV	GTM	148.87
	SLV	HND	130.00
	CRI	GTM	120.00
	SLV	GTM	120.00
	SLV	GTM	110.00
	SLV	GTM	100.00
	SLV	GTM	100.00
	SLV	NIC	100.00
	SLV	NIC	99.00
	SLV	GTM	80.54
	CRI	DOM	80.00
	SLV	HND	75.00
	SLV	HND	70.00
	DOM	NIC	69.00
	SLV	HND	65.00
	CRI	NIC	60.00
	SLV	GTM	60.00
	SLV	GTM	60.00
	SLV	GTM	54.00
	SLV	HND	53.00
:	:	:	:

Fecha valor	Debito	Credito	Monto
:	:	:	:
	SLV	GTM	50.00
	SLV	GTM	50.00
	SLV	NIC	50.00
	SLV	HND	42.00
	SLV	GTM	40.00
	SLV	HND	40.00
	SLV	HND	37.00
	SLV	NIC	30.00
	SLV	NIC	30.00
	SLV	DOM	25.59
	SLV	GTM	24.00
	SLV	GTM	20.00
	SLV	DOM	20.00
	SLV	GTM	10.00
	SLV	GTM	5.00
2024-02-21	SLV	NIC	211,679.21
	CRI	NIC	90,000.00
	SLV	GTM	80,000.00
	SLV	GTM	64,200.00
	SLV	GTM	37,536.00
	CRI	SLV	23,192.00
	SLV	NIC	23,000.00
	SLV	HND	15,000.00
	DOM	HND	15,000.00
	SLV	CRI	11,114.25
	SLV	NIC	10,000.00
	SLV	GTM	9,283.00
	SLV	GTM	7,254.66
	SLV	HND	6,000.00
	SLV	NIC	6,000.00
	HND	GTM	5,121.16
	SLV	GTM	5,000.00
	SLV	NIC	5,000.00
	SLV	GTM	4,000.00
	SLV	CRI	3,255.00
	SLV	GTM	2,976.97
	DOM	GTM	2,800.00
	SLV	NIC	2,375.00
:	:	:	:

Fecha valor	Debito	Credito	Monto
:	:	:	:
	SLV	NIC	2,250.00
	SLV	GTM	2,214.00
	SLV	GTM	2,060.00
	SLV	GTM	2,000.00
	SLV	HND	2,000.00
	SLV	GTM	1,910.04
	SLV	CRI	1,500.00
	SLV	GTM	1,423.76
	SLV	GTM	1,409.08
	SLV	GTM	1,250.00
	DOM	GTM	1,232.56
	SLV	GTM	1,215.82
	SLV	GTM	1,215.00
	SLV	GTM	1,138.76
	CRI	DOM	1,000.00
	SLV	GTM	1,000.00
	SLV	GTM	1,000.00
	SLV	NIC	955.00
	DOM	GTM	951.20
	SLV	GTM	905.16
	DOM	HND	900.00
	SLV	GTM	805.96
	SLV	GTM	800.00
	SLV	NIC	800.00
	SLV	GTM	663.00
	SLV	GTM	600.00
	SLV	NIC	600.00
	SLV	HND	582.00
	DOM	GTM	512.19
	SLV	NIC	450.00
	CRI	DOM	440.00
	SLV	GTM	400.00
	SLV	GTM	400.00
	SLV	GTM	400.00
	SLV	GTM	343.90
	SLV	GTM	319.50
	SLV	HND	310.00
	SLV	GTM	296.40
:	:	:	:



Fecha valor	Debito	Credito	Monto
:	:	:	:
	SLV	HND	288.00
	SLV	HND	250.00
	SLV	NIC	250.00
	NIC	HND	250.00
	SLV	GTM	244.00
	SLV	GTM	236.00
	SLV	HND	220.00
	SLV	GTM	210.00
	SLV	GTM	200.00
	SLV	GTM	200.00
	SLV	HND	200.00
	SLV	NIC	200.00
	SLV	GTM	195.00
	SLV	NIC	190.00
	SLV	NIC	180.00
	SLV	GTM	158.00
	CRI	DOM	150.00
	SLV	HND	150.00
	SLV	GTM	100.00
	SLV	GTM	80.00
	SLV	NIC	80.00
	SLV	GTM	75.00
	SLV	GTM	75.00
	SLV	HND	60.00
	SLV	GTM	50.00
	SLV	HND	50.00
	SLV	HND	50.00
	SLV	NIC	50.00
	SLV	GTM	40.00
	SLV	GTM	38.00
	SLV	GTM	31.00
	SLV	GTM	30.00
	SLV	NIC	30.00
	SLV	GTM	25.00
	SLV	GTM	25.00
	SLV	GTM	25.00
	SLV	GTM	22.00
	SLV	HND	22.00
	:	:	:

Fecha valor	Debito	Credito	Monto
:	:	:	:
	SLV	GTM	21.42
	SLV	HND	20.00
	SLV	NIC	18.00
	SLV	GTM	13.00
	SLV	HND	5.00
	SLV	HND	1.00
2024-02-22	HND	GTM	316,397.62
	DOM	GTM	100,000.00
	DOM	GTM	71,157.37
	SLV	GTM	69,521.86
	SLV	GTM	55,000.00
	HND	GTM	50,725.00
	CRI	NIC	50,434.00
	DOM	GTM	49,001.52
	HND	GTM	31,671.25
	SLV	GTM	30,903.00
	DOM	GTM	25,294.95
	SLV	GTM	21,007.49
	SLV	NIC	17,000.00
	DOM	SLV	16,700.00
	SLV	GTM	15,033.51
	SLV	HND	15,015.50
	DOM	HND	10,500.00
	SLV	GTM	10,000.00
	SLV	NIC	10,000.00
	SLV	GTM	7,421.57
	SLV	GTM	7,000.00
	SLV	GTM	6,589.00
	SLV	GTM	5,175.00
	SLV	NIC	5,000.00
	SLV	NIC	5,000.00
	SLV	GTM	4,615.00
	SLV	GTM	4,000.00
	SLV	GTM	4,000.00
	SLV	GTM	4,000.00
	SLV	GTM	3,260.00
	SLV	HND	3,000.00
	DOM	GTM	3,000.00
	SLV	GTM	2,000.00
	:	:	:

Fecha valor	Debito	Credito	Monto
:	:	:	:
	SLV	GTM	2,000.00
	DOM	GTM	2,000.00
	SLV	GTM	1,995.00
	SLV	GTM	1,806.00
	SLV	GTM	1,800.00
	SLV	GTM	1,798.00
	SLV	GTM	1,600.00
	CRI	GTM	1,500.00
	SLV	GTM	1,500.00
	SLV	GTM	1,500.00
	DOM	GTM	1,396.13
	SLV	GTM	1,166.50
	SLV	GTM	1,000.00
	SLV	NIC	1,000.00
	SLV	NIC	1,000.00
	HND	SLV	1,000.00
	SLV	GTM	990.00
	SLV	GTM	954.00
	SLV	GTM	895.57
	CRI	SLV	850.00
	SLV	GTM	850.00
	SLV	GTM	800.00
	SLV	GTM	800.00
	SLV	GTM	800.00
	SLV	GTM	775.00
	SLV	GTM	768.00
	SLV	NIC	750.00
	CRI	SLV	645.00
	SLV	GTM	568.76
	SLV	GTM	550.00
	SLV	GTM	550.00
	SLV	GTM	542.76
	SLV	GTM	500.00
	SLV	GTM	500.00
	SLV	GTM	500.00
	CRI	DOM	445.00
	SLV	GTM	400.00
	SLV	NIC	400.00
	SLV	GTM	350.00
	:	:	:



Fecha valor	Debito	Credito	Monto
:	:	:	:
	SLV	DOM	350.00
	SLV	GTM	318.00
	SLV	NIC	300.00
	SLV	GTM	291.08
	SLV	GTM	291.08
	SLV	GTM	284.61
	SLV	GTM	266.00
	SLV	GTM	256.00
	SLV	GTM	250.00
	SLV	GTM	236.05
	SLV	HND	220.00
	SLV	GTM	200.00
	SLV	GTM	200.00
	SLV	GTM	200.00
	SLV	GTM	200.00
	SLV	GTM	200.00
	SLV	GTM	200.00
	SLV	NIC	200.00
	SLV	GTM	188.00
	SLV	GTM	187.59
	SLV	NIC	170.00
	CRI	GTM	150.00
	CRI	GTM	150.00
	CRI	DOM	150.00
	CRI	DOM	150.00
	SLV	GTM	150.00
	SLV	GTM	130.00
	SLV	GTM	129.37
	SLV	GTM	125.00
	SLV	GTM	100.00
	SLV	GTM	100.00
	SLV	GTM	100.00
	SLV	GTM	100.00
	SLV	GTM	100.00
	SLV	HND	100.00
	SLV	NIC	100.00
	SLV	GTM	94.00
	SLV	GTM	76.00
	:	:	:

Fecha valor	Debito	Credito	Monto
:	:	:	:
	SLV	NIC	60.00
	SLV	GTM	50.00
	SLV	GTM	50.00
	SLV	GTM	49.50
	SLV	CRI	40.00
	SLV	NIC	38.00
	SLV	GTM	30.00
	SLV	GTM	30.00
	SLV	HND	30.00
	SLV	GTM	25.00
	SLV	GTM	24.00
	SLV	GTM	21.00
	SLV	NIC	20.00
	SLV	NIC	20.00
	SLV	GTM	15.00
	SLV	GTM	5.00
2024-02-23	DOM	GTM	72,000.00
	GTM	SLV	69,604.86
	SLV	GTM	56,000.00
	SLV	HND	50,117.26
	SLV	GTM	45,455.00
	DOM	GTM	44,854.56
	SLV	GTM	31,688.12
	SLV	GTM	25,000.00
	SLV	GTM	24,000.00
	SLV	GTM	23,302.43
	CRI	GTM	19,790.63
	HND	GTM	18,125.70
	SLV	HND	18,000.00
	SLV	GTM	15,000.00
	SLV	GTM	10,947.51
	DOM	GTM	10,000.00
	SLV	HND	8,000.00
	SLV	NIC	8,000.00
	HND	GTM	7,419.00
	HND	NIC	7,345.00
	SLV	GTM	5,724.45
	SLV	GTM	5,461.82
	:	:	:

Fecha valor	Debito	Credito	Monto
:	:	:	:
	SLV	NIC	5,378.00
	SLV	HND	5,000.00
	DOM	GTM	4,900.00
	HND	GTM	4,851.27
	SLV	NIC	4,392.00
	DOM	GTM	4,353.34
	DOM	GTM	4,029.22
	DOM	GTM	3,398.06
	SLV	GTM	2,800.00
	DOM	GTM	2,500.00
	DOM	GTM	2,100.00
	SLV	GTM	2,076.85
	SLV	GTM	1,500.00
	SLV	GTM	1,262.85
	SLV	GTM	1,250.00
	SLV	NIC	1,180.00
	SLV	NIC	1,148.79
	SLV	GTM	1,090.00
	SLV	GTM	1,090.00
	SLV	NIC	1,042.15
	SLV	GTM	1,007.00
	SLV	GTM	1,000.00
	SLV	GTM	1,000.00
	SLV	GTM	1,000.00
	SLV	GTM	925.67
	SLV	GTM	900.00
	SLV	GTM	900.00
	SLV	GTM	775.00
	SLV	GTM	730.00
	DOM	NIC	675.58
	DOM	HND	650.00
	SLV	GTM	608.00
	SLV	GTM	596.00
	SLV	GTM	582.00
	SLV	GTM	560.00
	SLV	NIC	459.24
	SLV	GTM	459.20
	SLV	NIC	400.47
	:	:	:



Fecha valor	Debito	Credito	Monto
⋮	⋮	⋮	⋮
	SLV	GTM	400.00
	SLV	NIC	384.81
	SLV	NIC	366.08
	SLV	NIC	360.88
	SLV	NIC	360.17
	SLV	NIC	358.67
	SLV	GTM	350.00
	SLV	HND	350.00
	SLV	GTM	323.35
	SLV	NIC	312.97
	SLV	NIC	307.68
	SLV	GTM	307.38
	SLV	GTM	303.87
	SLV	NIC	301.58
	CRI	DOM	300.00
	SLV	GTM	300.00
	SLV	GTM	300.00
	SLV	NIC	300.00
	SLV	NIC	300.00
	SLV	GTM	280.00
	SLV	NIC	277.86
	SLV	NIC	277.11
	SLV	NIC	271.99
	SLV	DOM	260.10
	DOM	GTM	260.00
	CRI	NIC	250.00
	SLV	NIC	250.00
	DOM	HND	250.00
	SLV	GTM	248.00
	SLV	NIC	239.28
	SLV	GTM	226.15
	SLV	GTM	225.00
	SLV	NIC	223.02
	SLV	GTM	200.00
	SLV	HND	173.00
	SLV	GTM	170.00
	SLV	GTM	160.00
	SLV	GTM	155.00
⋮	⋮	⋮	⋮

Fecha valor	Debito	Credito	Monto
⋮	⋮	⋮	⋮
	SLV	GTM	150.00
	SLV	HND	150.00
	SLV	HND	150.00
	SLV	NIC	136.73
	SLV	GTM	130.00
	SLV	GTM	125.00
	SLV	GTM	119.00
	SLV	GTM	100.00
	SLV	GTM	95.00
	SLV	GTM	94.00
	SLV	GTM	90.00
	SLV	NIC	77.00
	SLV	GTM	75.00
	SLV	NIC	73.53
	SLV	NIC	60.00
	SLV	NIC	56.63
	SLV	DOM	50.00
	SLV	HND	48.60
	SLV	HND	40.00
	SLV	GTM	37.85
	SLV	GTM	35.00
	SLV	HND	30.00
	SLV	GTM	27.00
	SLV	DOM	25.00
	SLV	NIC	21.51
	SLV	GTM	20.00
	SLV	HND	20.00
	SLV	HND	20.00
	SLV	GTM	9.45
	SLV	HND	6.00

Parte II

Pagos realizados del 1 de enero al 23 de febrero de 2024

Cuadro 5: SIPA: Montos y número de transacciones Acumulado del 1 de enero al 23 de febrero de 2024 Por país de origen vs destino

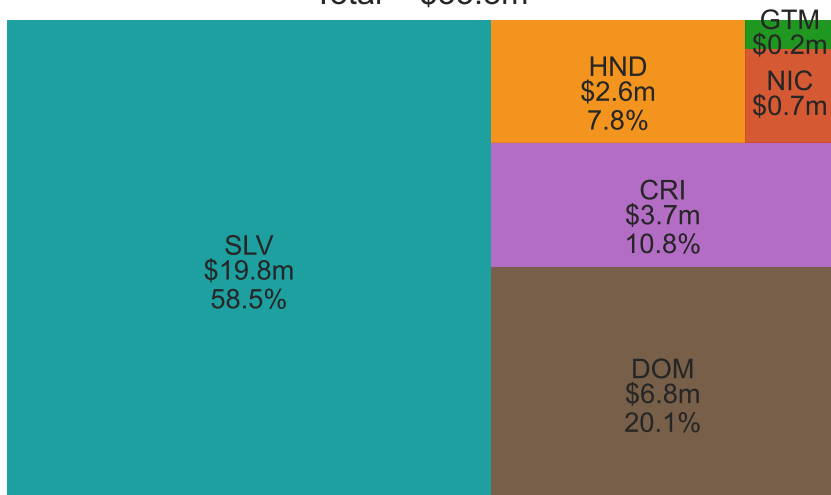
—país de origen (fila) vs país de destino (columna)—

Credito Debito	CRI	DOM	GTM	HND	NIC	SLV	Total
Monto en USD							
CRI	0.00	30,830.00	409,159.13	0.00	3,094,744.00	117,078.87	3,651,812.00
DOM	0.00	0.00	5,840,858.85	588,533.19	335,150.71	40,682.00	6,805,224.75
GTM	0.00	0.00	0.00	0.00	0.00	215,909.94	215,909.94
HND	5,361.74	10,657.72	1,833,268.29	0.00	40,213.00	751,114.01	2,640,614.76
NIC	0.00	0.00	653,354.74	60,625.08	0.00	0.00	713,979.82
SLV	60,832.24	164,642.26	10,677,033.13	2,758,135.67	6,095,639.70	0.00	19,756,283.00
Total	66,193.98	206,129.98	19,413,674.14	3,407,293.94	9,565,747.41	1,124,784.82	33,783,824.27
Número de transacciones							
CRI	0	69	47	0	50	32	198
DOM	0	0	302	80	84	6	472
GTM	0	0	0	0	0	8	8
HND	1	3	43	0	11	32	90
NIC	0	0	13	11	0	0	24
SLV	69	110	2635	443	709	0	3966
Total	70	182	3040	534	854	78	4758

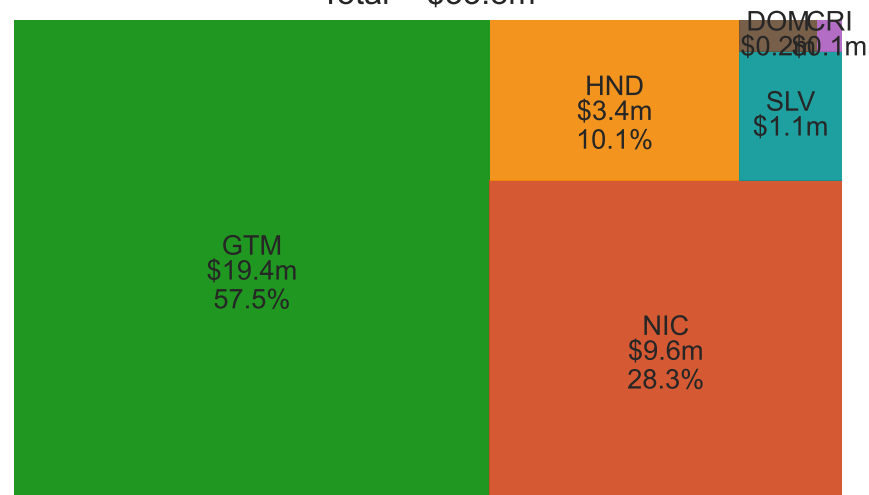
Figura 4: SIPA: Distribución de los montos y número de transacciones Acumulado del 1 de enero al 23 de febrero de 2024

Por país de origen y de destino

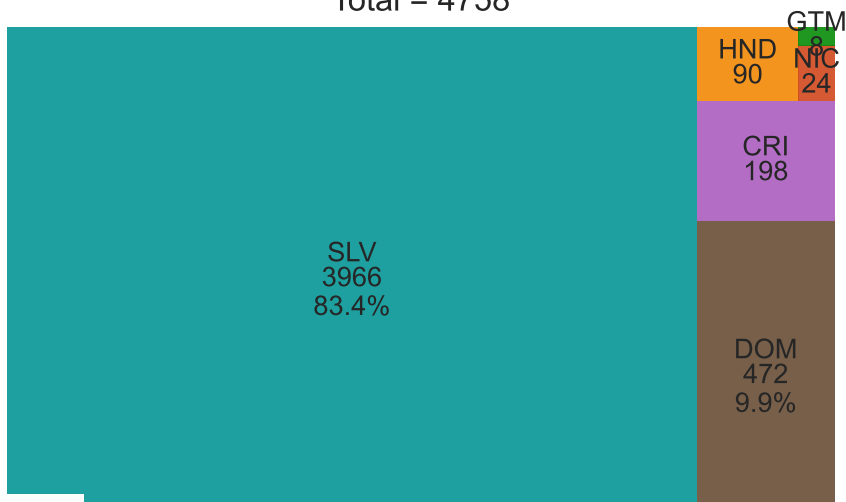
SIPA: Monto enviado por cada país
Total = \$33.8m



SIPA: Monto recibido por cada país
Total = \$33.8m



SIPA: Transacciones enviadas por cada país
Total = 4758



SIPA: Transacciones recibidas por cada país
Total = 4758

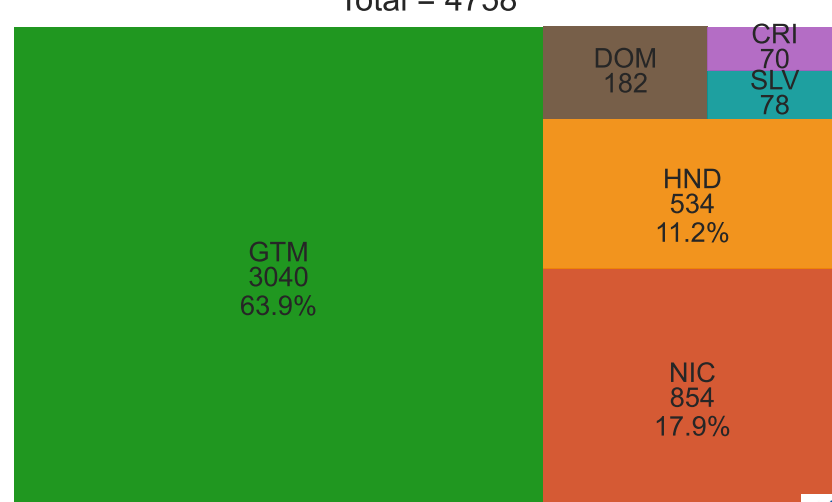


Figura 5: SIPA: Flujos de pagos predominantes
Acumulado del 1 de enero al 23 de febrero de 2024
Por países de origen→destino

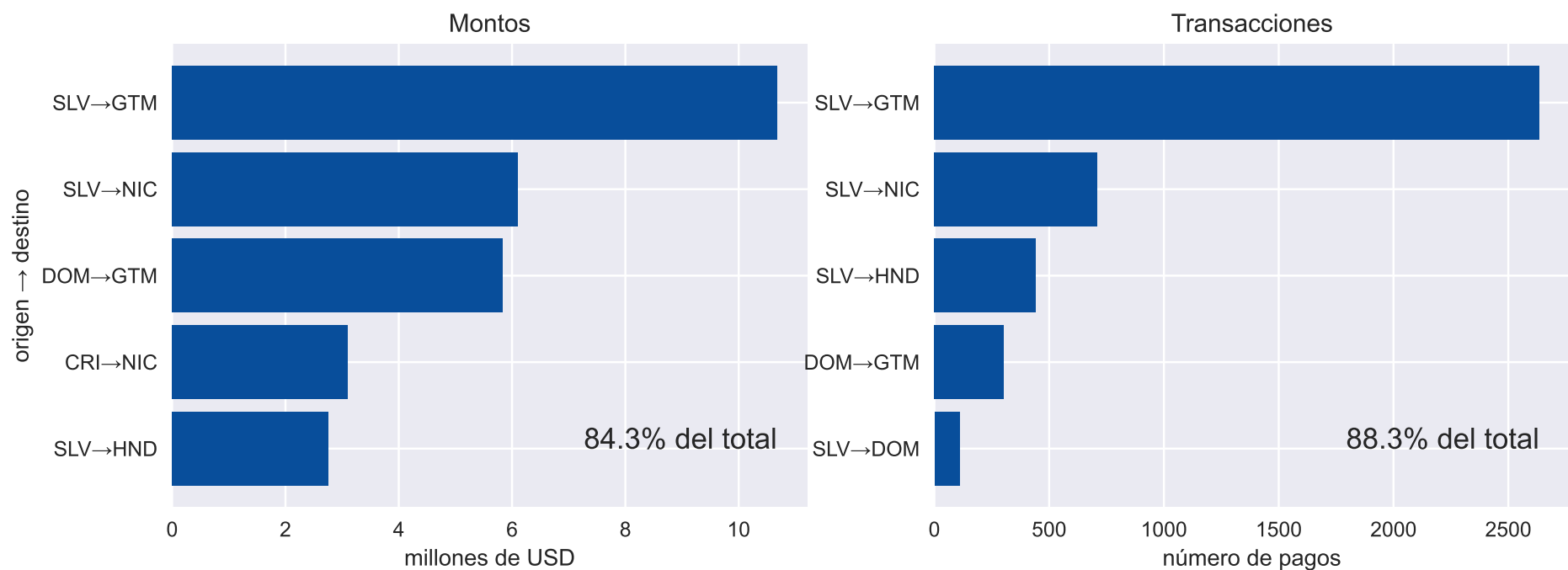
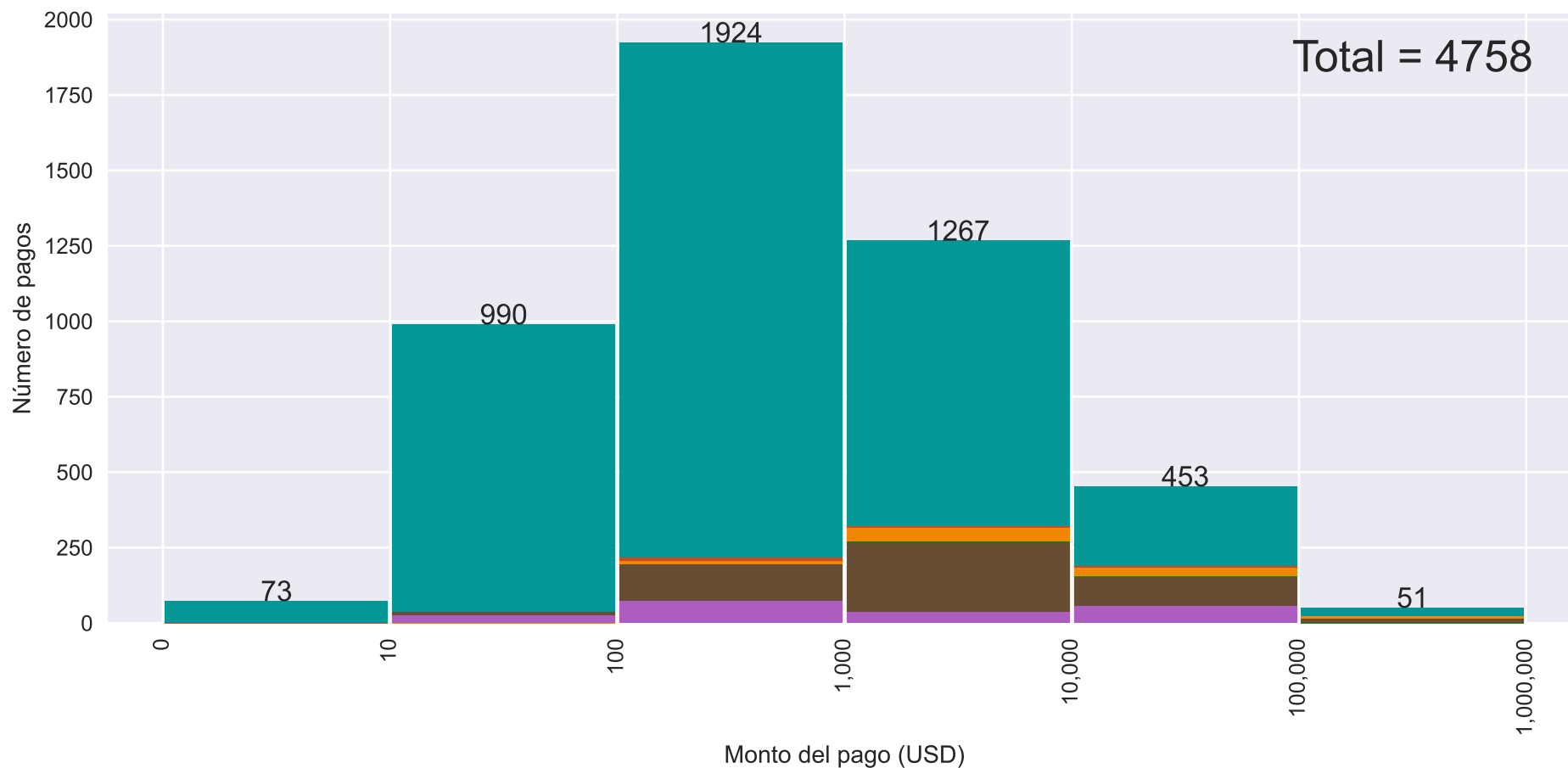


Figura 6: SIPA: Distribución de los pagos
Acumulado del 1 de enero al 23 de febrero de 2024
Por monto del pago y país de origen

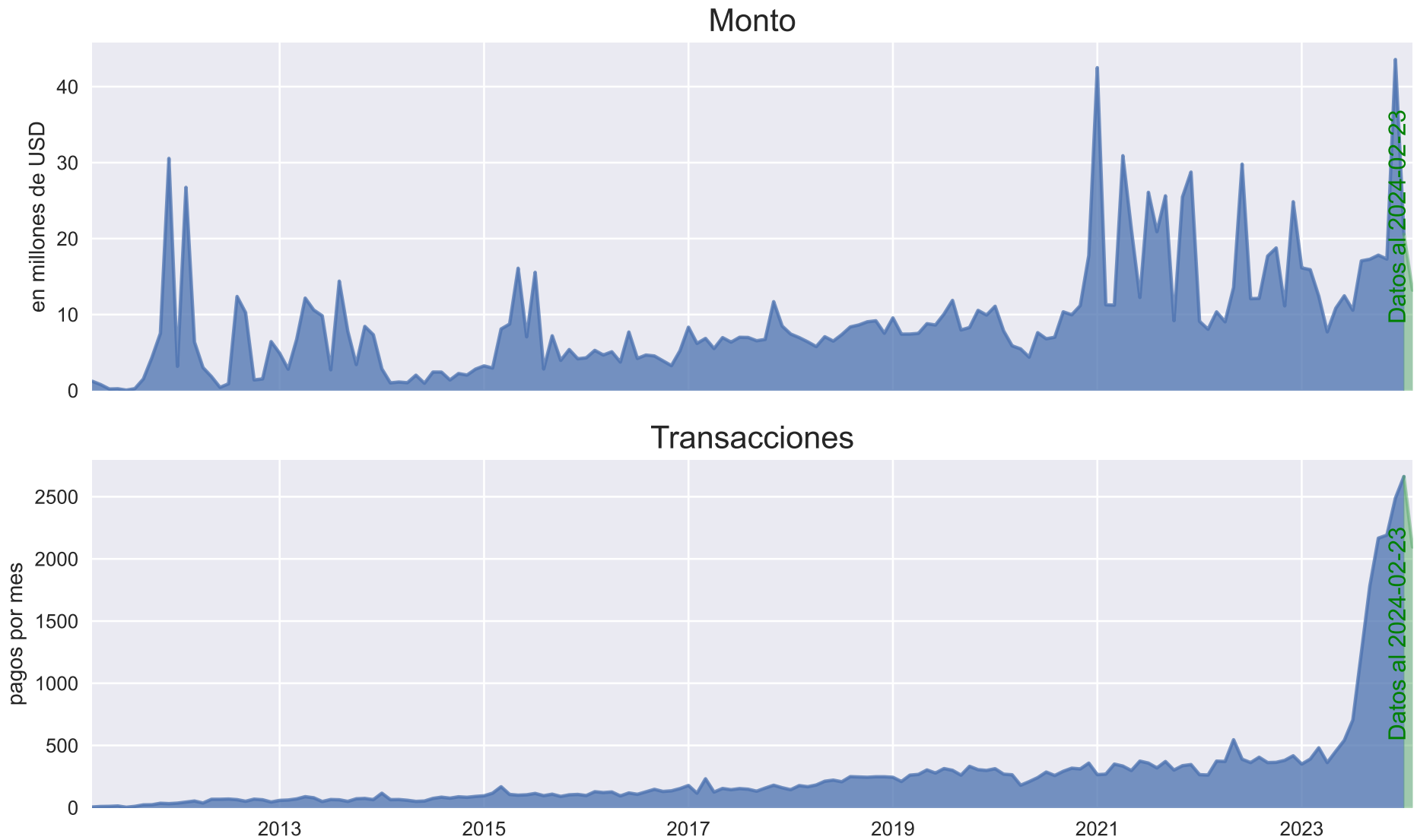


Origen
 CRI DOM GTM HND NIC SLV

Parte III

**Pagos realizados del 3 de marzo de 2011 al 23 de febrero de
2024**

Figura 7: SIPA: Monto y número de transacciones
Del 3 de marzo de 2011 al 23 de febrero de 2024 , por mes



Cuadro 6: SIPA: Operaciones y montos, mensual y acumulado

Año	Mes	Monto (USD)		Variación %		Transacciones		Variación %		
		Total	Acumulado	interanual	mensual	Total	Acumulado	interanual	mensual	
2011	3	1,219,338.79	1,219,338.79			5	5			
	4	769,528.14	1,988,866.93		-36.89	9	14		80.00	
	5	193,925.10	2,182,792.03		-74.80	10	24		11.11	
	6	227,127.97	2,409,920.00		17.12	13	37		30.00	
	7	48,517.70	2,458,437.70		-78.64	3	40		-76.92	
	8	240,993.62	2,699,431.32		396.71	10	50		233.33	
	9	1,515,103.35	4,214,534.67		528.69	22	72		120.00	
	10	4,325,545.51	8,540,080.18		185.50	23	95		4.55	
	11	7,522,873.94	16,062,954.12		73.92	35	130		52.17	
	12	30,559,640.32	46,622,594.44		306.22	32	162		-8.57	
	2012	1	3,184,988.56	49,807,583.00		-89.58	36	198		12.50
		2	26,745,195.16	76,552,778.16		739.73	45	243		25.00
3		6,382,971.45	82,935,749.61	423.48	-76.13	53	296	960.00	17.78	
4		3,011,833.38	85,947,582.99	291.39	-52.81	37	333	311.11	-30.19	
5		1,821,936.91	87,769,519.90	839.51	-39.51	67	400	570.00	81.08	
6		409,690.12	88,179,210.02	80.38	-77.51	67	467	415.38	0.00	
7		883,371.91	89,062,581.93	1,720.72	115.62	69	536	2,200.00	2.99	
8		12,380,296.96	101,442,878.89	5,037.19	1,301.48	64	600	540.00	-7.25	
9		10,248,855.11	111,691,734.00	576.45	-17.22	51	651	131.82	-20.31	
10		1,395,271.06	113,087,005.06	-67.74	-86.39	68	719	195.65	33.33	
11		1,525,409.41	114,612,414.47	-79.72	9.33	63	782	80.00	-7.35	
12		6,437,071.70	121,049,486.17	-78.94	321.99	45	827	40.62	-28.57	
2013	1	4,903,734.24	125,953,220.41	53.96	-23.82	58	885	61.11	28.89	
	2	2,806,750.74	128,759,971.15	-89.51	-42.76	61	946	35.56	5.17	
	3	6,735,020.32	135,494,991.47	5.52	139.96	70	1016	32.08	14.75	
	4	12,163,552.17	147,658,543.64	303.86	80.60	88	1104	137.84	25.71	
	5	10,596,178.20	158,254,721.84	481.59	-12.89	79	1183	17.91	-10.23	
	6	9,837,920.71	168,092,642.55	2,301.31	-7.16	49	1232	-26.87	-37.97	
	7	2,722,362.18	170,815,004.73	208.18	-72.33	65	1297	-5.80	32.65	
	8	14,398,680.82	185,213,685.55	16.30	428.90	63	1360	-1.56	-3.08	
	9	7,809,244.36	193,022,929.91	-23.80	-45.76	50	1410	-1.96	-20.63	
	10	3,412,549.55	196,435,479.46	144.58	-56.30	71	1481	4.41	42.00	
	11	8,437,473.83	204,872,953.29	453.13	147.25	74	1555	17.46	4.23	

Continued on next page

Año	Mes	Monto (USD)				Transacciones			
		Total	Acumulado	interanual	mensual	Total	Acumulado	interanual	mensual
	12	7,334,080.28	212,207,033.57	13.94	-13.08	64	1619	42.22	-13.51
2014	1	2,849,117.59	215,056,151.16	-41.90	-61.15	116	1735	100.00	81.25
	2	1,004,007.28	216,060,158.44	-64.23	-64.76	64	1799	4.92	-44.83
	3	1,115,477.28	217,175,635.72	-83.44	11.10	65	1864	-7.14	1.56
	4	1,024,616.65	218,200,252.37	-91.58	-8.15	59	1923	-32.95	-9.23
	5	2,018,432.32	220,218,684.69	-80.95	96.99	50	1973	-36.71	-15.25
	6	956,129.18	221,174,813.87	-90.28	-52.63	53	2026	8.16	6.00
	7	2,428,430.94	223,603,244.81	-10.80	153.99	74	2100	13.85	39.62
	8	2,420,730.76	226,023,975.57	-83.19	-0.32	84	2184	33.33	13.51
	9	1,384,410.65	227,408,386.22	-82.27	-42.81	76	2260	52.00	-9.52
	10	2,233,524.41	229,641,910.63	-34.55	61.33	87	2347	22.54	14.47
	11	2,030,952.39	231,672,863.02	-75.93	-9.07	83	2430	12.16	-4.60
	12	2,811,495.31	234,484,358.33	-61.67	38.43	90	2520	40.62	8.43
2015	1	3,241,659.54	237,726,017.87	13.78	15.30	95	2615	-18.10	5.56
	2	2,953,381.12	240,679,398.99	194.16	-8.89	116	2731	81.25	22.11
	3	8,097,583.03	248,776,982.02	625.93	174.18	168	2899	158.46	44.83
	4	8,744,473.50	257,521,455.52	753.44	7.99	106	3005	79.66	-36.90
	5	16,096,751.59	273,618,207.11	697.49	84.08	100	3105	100.00	-5.66
	6	7,069,228.35	280,687,435.46	639.36	-56.08	103	3208	94.34	3.00
	7	15,559,904.64	296,247,340.10	540.74	120.11	114	3322	54.05	10.68
	8	2,831,601.37	299,078,941.47	16.97	-81.80	96	3418	14.29	-15.79
	9	7,204,888.14	306,283,829.61	420.43	154.45	108	3526	42.11	12.50
	10	3,964,331.46	310,248,161.07	77.49	-44.98	90	3616	3.45	-16.67
	11	5,393,814.83	315,641,975.90	165.58	36.06	103	3719	24.10	14.44
	12	4,173,576.48	319,815,552.38	48.45	-22.62	106	3825	17.78	2.91
2016	1	4,300,036.53	324,115,588.91	32.65	3.03	97	3922	2.11	-8.49
	2	5,283,627.68	329,399,216.59	78.90	22.87	128	4050	10.34	31.96
	3	4,671,464.35	334,070,680.94	-42.31	-11.59	121	4171	-27.98	-5.47
	4	5,099,072.13	339,169,753.07	-41.69	9.15	126	4297	18.87	4.13
	5	3,744,480.89	342,914,233.96	-76.74	-26.57	94	4391	-6.00	-25.40
	6	7,699,402.68	350,613,636.64	8.91	105.62	118	4509	14.56	25.53
	7	4,221,549.65	354,835,186.29	-72.87	-45.17	107	4616	-6.14	-9.32
	8	4,666,727.51	359,501,913.80	64.81	10.55	127	4743	32.29	18.69
	9	4,545,949.95	364,047,863.75	-36.90	-2.59	147	4890	36.11	15.75
	10	3,913,620.33	367,961,484.08	-1.28	-13.91	130	5020	44.44	-11.56

Continued on next page

Año	Mes	Monto (USD)				Transacciones			
		Total	Acumulado	interanual	mensual	Total	Acumulado	interanual	mensual
	11	3,271,270.21	371,232,754.29	-39.35	-16.41	135	5155	31.07	3.85
	12	5,227,378.86	376,460,133.15	25.25	59.80	153	5308	44.34	13.33
2017	1	8,335,187.97	384,795,321.12	93.84	59.45	178	5486	83.51	16.34
	2	6,195,824.26	390,991,145.38	17.26	-25.67	116	5602	-9.38	-34.83
	3	6,857,285.48	397,848,430.86	46.79	10.68	232	5834	91.74	100.00
	4	5,521,958.44	403,370,389.30	8.29	-19.47	125	5959	-0.79	-46.12
	5	6,963,614.23	410,334,003.53	85.97	26.11	154	6113	63.83	23.20
	6	6,367,654.69	416,701,658.22	-17.30	-8.56	144	6257	22.03	-6.49
	7	7,002,167.12	423,703,825.34	65.87	9.96	153	6410	42.99	6.25
	8	6,978,827.11	430,682,652.45	49.54	-0.33	148	6558	16.54	-3.27
	9	6,550,395.70	437,233,048.15	44.09	-6.14	132	6690	-10.20	-10.81
	10	6,719,532.44	443,952,580.59	71.70	2.58	157	6847	20.77	18.94
	11	11,697,867.52	455,650,448.11	257.59	74.09	180	7027	33.33	14.65
	12	8,478,632.53	464,129,080.64	62.20	-27.52	160	7187	4.58	-11.11
2018	1	7,431,360.47	471,560,441.11	-10.84	-12.35	144	7331	-19.10	-10.00
	2	6,963,537.83	478,523,978.94	12.39	-6.30	177	7508	52.59	22.92
	3	6,404,822.62	484,928,801.56	-6.60	-8.02	168	7676	-27.59	-5.08
	4	5,779,748.52	490,708,550.08	4.67	-9.76	182	7858	45.60	8.33
	5	7,081,763.06	497,790,313.14	1.70	22.53	212	8070	37.66	16.48
	6	6,503,075.55	504,293,388.69	2.13	-8.17	221	8291	53.47	4.25
	7	7,360,669.77	511,654,058.46	5.12	13.19	208	8499	35.95	-5.88
	8	8,368,600.31	520,022,658.77	19.91	13.69	249	8748	68.24	19.71
	9	8,627,648.69	528,650,307.46	31.71	3.10	246	8994	86.36	-1.20
	10	9,043,954.92	537,694,262.38	34.59	4.83	244	9238	55.41	-0.81
	11	9,178,380.57	546,872,642.95	-21.54	1.49	248	9486	37.78	1.64
	12	7,537,036.62	554,409,679.57	-11.11	-17.88	248	9734	55.00	0.00
2019	1	9,562,831.69	563,972,511.26	28.68	26.88	244	9978	69.44	-1.61
	2	7,420,404.35	571,392,915.61	6.56	-22.40	210	10188	18.64	-13.93
	3	7,427,716.54	578,820,632.15	15.97	0.10	261	10449	55.36	24.29
	4	7,519,105.18	586,339,737.33	30.09	1.23	267	10716	46.70	2.30
	5	8,793,222.91	595,132,960.24	24.17	16.95	303	11019	42.92	13.48
	6	8,622,567.91	603,755,528.15	32.59	-1.94	278	11297	25.79	-8.25
	7	10,061,594.25	613,817,122.40	36.69	16.69	314	11611	50.96	12.95
	8	11,862,425.37	625,679,547.77	41.75	17.90	300	11911	20.48	-4.46
	9	7,969,452.72	633,649,000.49	-7.63	-32.82	261	12172	6.10	-13.00

Continued on next page

Año	Mes	Monto (USD)				Transacciones			
		Total	Acumulado	interanual	mensual	Total	Acumulado	interanual	mensual
	10	8,290,713.04	641,939,713.53	-8.33	4.03	332	12504	36.07	27.20
	11	10,548,278.92	652,487,992.45	14.93	27.23	305	12809	22.98	-8.13
	12	9,930,123.09	662,418,115.54	31.75	-5.86	299	13108	20.56	-1.97
2020	1	11,092,622.25	673,510,737.79	16.00	11.71	313	13421	28.28	4.68
	2	7,842,999.63	681,353,737.42	5.70	-29.30	269	13690	28.10	-14.06
	3	5,877,938.58	687,231,676.00	-20.86	-25.05	264	13954	1.15	-1.86
	4	5,473,484.74	692,705,160.74	-27.21	-6.88	180	14134	-32.58	-31.82
	5	4,389,265.91	697,094,426.65	-50.08	-19.81	209	14343	-31.02	16.11
	6	7,614,545.18	704,708,971.83	-11.69	73.48	241	14584	-13.31	15.31
	7	6,805,099.54	711,514,071.37	-32.37	-10.63	286	14870	-8.92	18.67
	8	7,011,626.12	718,525,697.49	-40.89	3.03	258	15128	-14.00	-9.79
	9	10,358,215.15	728,883,912.64	29.97	47.73	292	15420	11.88	13.18
	10	9,964,650.81	738,848,563.45	20.19	-3.80	317	15737	-4.52	8.56
	11	11,177,559.55	750,026,123.00	5.97	12.17	311	16048	1.97	-1.89
	12	17,770,284.48	767,796,407.48	78.95	58.98	358	16406	19.73	15.11
2021	1	42,503,862.70	810,300,270.18	283.17	139.19	265	16671	-15.34	-25.98
	2	11,280,316.61	821,580,586.79	43.83	-73.46	269	16940	0.00	1.51
	3	11,233,964.93	832,814,551.72	91.12	-0.41	350	17290	32.58	30.11
	4	30,912,457.63	863,727,009.35	464.77	175.17	334	17624	85.56	-4.57
	5	21,199,019.90	884,926,029.25	382.97	-31.42	298	17922	42.58	-10.78
	6	12,247,006.54	897,173,035.79	60.84	-42.23	374	18296	55.19	25.50
	7	26,092,925.58	923,265,961.37	283.43	113.06	358	18654	25.17	-4.28
	8	20,904,720.60	944,170,681.97	198.14	-19.88	319	18973	23.64	-10.89
	9	25,629,718.27	969,800,400.24	147.43	22.60	371	19344	27.05	16.30
	10	9,196,638.71	978,997,038.95	-7.71	-64.12	302	19646	-4.73	-18.60
	11	25,482,300.91	1,004,479,339.86	127.98	177.08	337	19983	8.36	11.59
	12	28,759,610.28	1,033,238,950.14	61.84	12.86	346	20329	-3.35	2.67
2022	1	9,106,728.85	1,042,345,678.99	-78.57	-68.34	265	20594	0.00	-23.41
	2	8,063,605.91	1,050,409,284.90	-28.52	-11.45	262	20856	-2.60	-1.13
	3	10,352,802.32	1,060,762,087.22	-7.84	28.39	374	21230	6.86	42.75
	4	9,040,210.65	1,069,802,297.87	-70.76	-12.68	371	21601	11.08	-0.80
	5	13,565,721.70	1,083,368,019.57	-36.01	50.06	546	22147	83.22	47.17
	6	29,807,798.28	1,113,175,817.85	143.39	119.73	389	22536	4.01	-28.75
	7	12,086,451.82	1,125,262,269.67	-53.68	-59.45	362	22898	1.12	-6.94
	8	12,121,250.15	1,137,383,519.82	-42.02	0.29	405	23303	26.96	11.88

Continued on next page

Año	Mes	Monto (USD)				Transacciones			
		Total	Acumulado	interanual	mensual	Total	Acumulado	interanual	mensual
	9	17,700,893.65	1,155,084,413.47	-30.94	46.03	362	23665	-2.43	-10.62
	10	18,768,409.37	1,173,852,822.84	104.08	6.03	364	24029	20.53	0.55
	11	11,143,397.28	1,184,996,220.12	-56.27	-40.63	380	24409	12.76	4.40
	12	24,850,833.06	1,209,847,053.18	-13.59	123.01	417	24826	20.52	9.74
2023	1	16,146,141.22	1,225,993,194.40	77.30	-35.03	350	25176	32.08	-16.07
	2	15,902,249.83	1,241,895,444.23	97.21	-1.51	390	25566	48.85	11.43
	3	12,416,254.25	1,254,311,698.48	19.93	-21.92	481	26047	28.61	23.33
	4	7,718,268.11	1,262,029,966.59	-14.62	-37.84	362	26409	-2.43	-24.74
	5	10,833,140.50	1,272,863,107.09	-20.14	40.36	453	26862	-17.03	25.14
	6	12,467,483.44	1,285,330,590.53	-58.17	15.09	541	27403	39.07	19.43
	7	10,568,655.86	1,295,899,246.39	-12.56	-15.23	705	28108	94.75	30.31
	8	17,064,557.72	1,312,963,804.11	40.78	61.46	1248	29356	208.15	77.02
	9	17,276,339.79	1,330,240,143.90	-2.40	1.24	1784	31140	392.82	42.95
	10	17,817,489.98	1,348,057,633.88	-5.07	3.13	2167	33307	495.33	21.47
	11	17,301,391.81	1,365,359,025.69	55.26	-2.90	2191	35498	476.58	1.11
	12	43,581,219.20	1,408,940,244.89	75.37	151.89	2489	37987	496.88	13.60
2024	1	20,567,415.36	1,429,507,660.25	27.38	-52.81	2662	40649	660.57	6.95
	2	13,216,408.91	1,442,724,069.16			2096	42745		

Cuadro 7: SIPA: Montos y número de transacciones Acumulado del 3 de marzo de 2011 al 23 de febrero de 2024 Por país de origen vs destino

—país de origen (fila) vs país de destino (columna)—

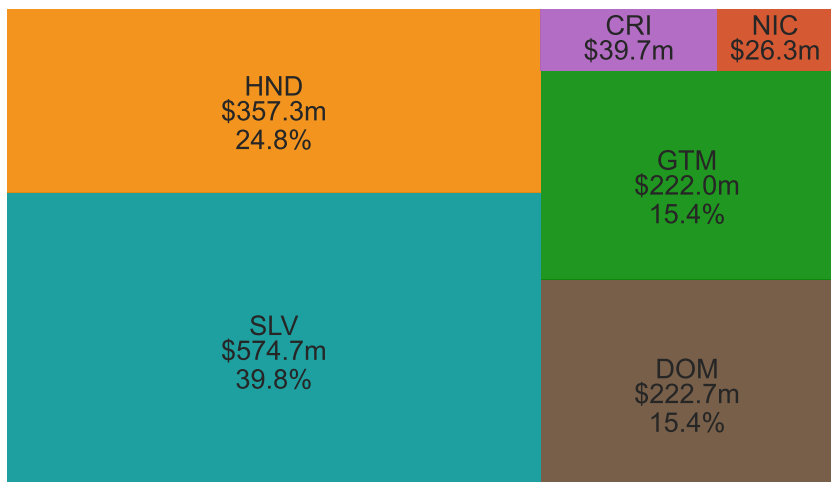
Credito Debito	CRI	DOM	GTM	HND	NIC	SLV	Total
Monto en USD							
CRI	0.00	70,447.11	9,842,832.33	102,457.00	28,777,379.20	954,862.11	39,747,977.75
DOM	5,000.00	0.00	187,979,133.17	16,949,952.98	15,355,246.87	2,427,278.58	222,716,611.60
GTM	27.00	41,940.00	0.00	1,253,281.51	1,204,570.95	219,493,677.57	221,993,497.03
HND	34,583.89	770,417.50	152,013,929.43	0.00	9,586,461.43	194,896,049.22	357,301,441.47
NIC	20,396.64	26,947.00	16,146,775.35	6,304,663.03	0.00	3,779,183.29	26,277,965.31
SLV	291,049.38	843,456.23	374,437,299.29	175,333,813.71	23,780,957.39	0.00	574,686,576.00
Total	351,056.91	1,753,207.84	740,419,969.57	199,944,168.23	78,704,615.84	421,551,050.77	1,442,724,069.16
Número de transacciones							
CRI	0	122	640	26	543	109	1440
DOM	1	0	10637	2284	2524	310	15756
GTM	9	14	0	51	187	228	489
HND	5	81	4770	0	1206	559	6621
NIC	2	15	1129	449	0	297	1892
SLV	201	395	10806	2667	2478	0	16547
Total	218	627	27982	5477	6938	1503	42745

Cuadro 8: SIPA: Montos enviados y recibidos por cada país (miles de USD)

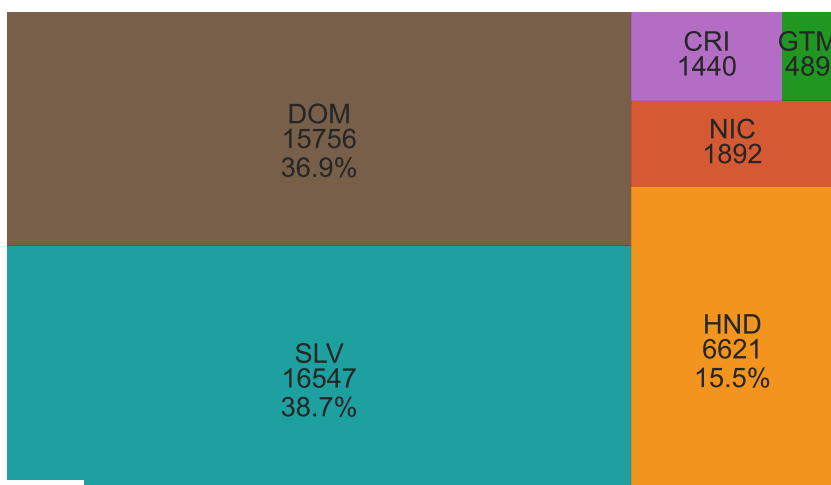
Año	Recibidos						Enviados						Total
	CRI	DOM	GTM	HND	NIC	SLV	CRI	DOM	GTM	HND	NIC	SLV	Total
2011	0.0	172.0	1,472.6	734.4	23.8	44,219.7	0.0	75.5	43,825.0	1,546.1	1,176.1	0.0	46,622.6
2012	0.0	66.2	8,693.1	74.3	224.0	65,369.2	0.0	257.1	64,546.9	9,558.9	50.9	13.1	74,426.9
2013	0.0	72.1	8,963.2	708.1	261.6	81,152.5	0.0	95.1	64,455.1	25,120.2	1,456.4	30.8	91,157.5
2014	0.0	47.6	14,920.7	493.6	1,201.1	5,614.3	0.0	114.1	1,183.4	10,657.4	1,083.2	9,239.2	22,277.3
2015	0.0	18.1	40,282.1	116.6	1,539.6	43,374.8	0.0	131.5	42,068.7	14,456.5	982.0	27,692.5	85,331.2
2016	0.0	17.0	51,530.7	58.9	649.2	4,388.9	0.0	2,536.6	3,498.5	11,401.9	1,037.3	38,170.3	56,644.6
2017	0.0	25.9	83,807.9	645.7	1,880.1	1,309.3	0.0	4,770.0	183.8	16,955.3	691.2	65,068.6	87,668.9
2018	0.0	55.6	81,844.3	3,134.3	2,926.5	2,319.9	0.0	15,967.0	479.0	10,864.0	4,449.7	58,520.9	90,280.6
2019	0.0	28.7	91,063.3	8,698.3	7,224.4	993.8	2,830.7	19,776.0	612.9	12,623.2	1,698.2	70,467.5	108,008.4
2020	20.4	20.0	71,316.3	7,850.9	8,280.6	17,890.1	5,803.3	21,050.8	22.1	30,321.3	1,384.4	46,796.5	105,378.3
2021	0.0	81.1	82,254.0	62,064.5	7,949.1	113,093.8	7,347.7	39,674.9	518.4	133,376.4	3,658.9	80,866.2	265,442.5
2022	0.0	171.1	88,813.3	54,369.8	6,467.0	26,787.0	6,524.9	56,968.2	339.6	47,713.4	4,100.7	60,961.4	176,608.1
2023	264.5	771.7	96,044.9	57,587.5	30,511.9	13,912.9	13,589.7	54,494.6	44.3	30,066.3	3,795.0	97,103.3	199,093.2
2024	66.2	206.1	19,413.7	3,407.3	9,565.7	1,124.8	3,651.8	6,805.2	215.9	2,640.6	714.0	19,756.3	33,783.8
Total	351.1	1,753.2	740,420.0	199,944.2	78,704.6	421,551.1	39,748.0	222,716.6	221,993.5	357,301.4	26,278.0	574,686.6	1,442,724.1

Figura 8: SIPA: Distribución de los montos y número de transacciones Acumulado del 3 de marzo de 2011 al 23 de febrero de 2024 Por país de origen y de destino

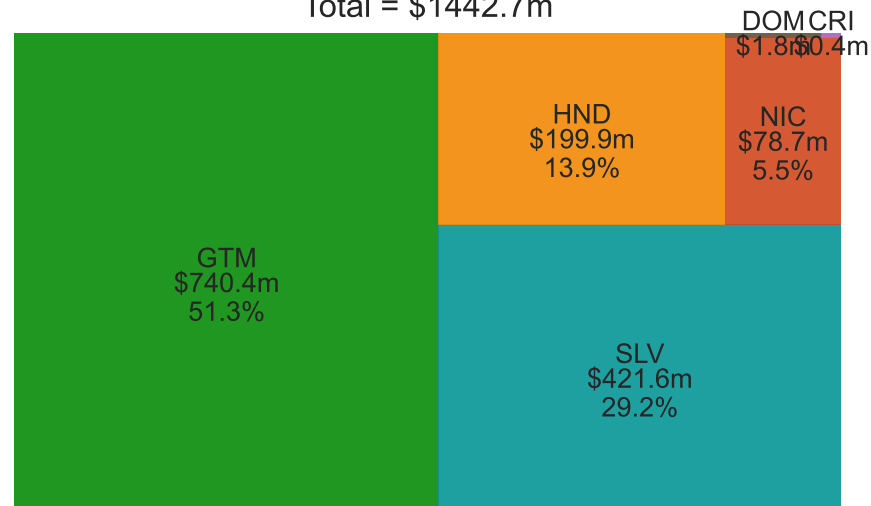
SIPA: Monto enviado por cada país
Total = \$1442.7m



SIPA: Transacciones enviadas por cada país
Total = 42745



SIPA: Monto recibido por cada país
Total = \$1442.7m



SIPA: Transacciones recibidas por cada país
Total = 42745

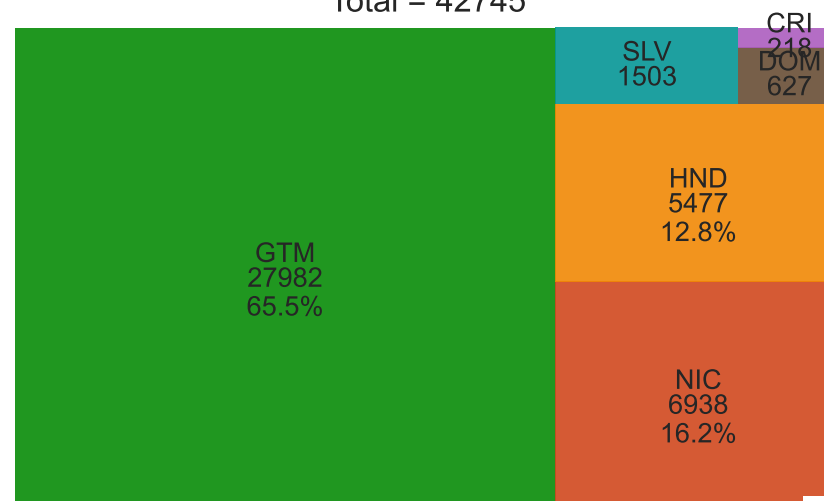


Figura 9: SIPA: Flujos de pagos predominantes
Acumulado del 3 de marzo de 2011 al 23 de febrero de 2024
Por países de origen→destino

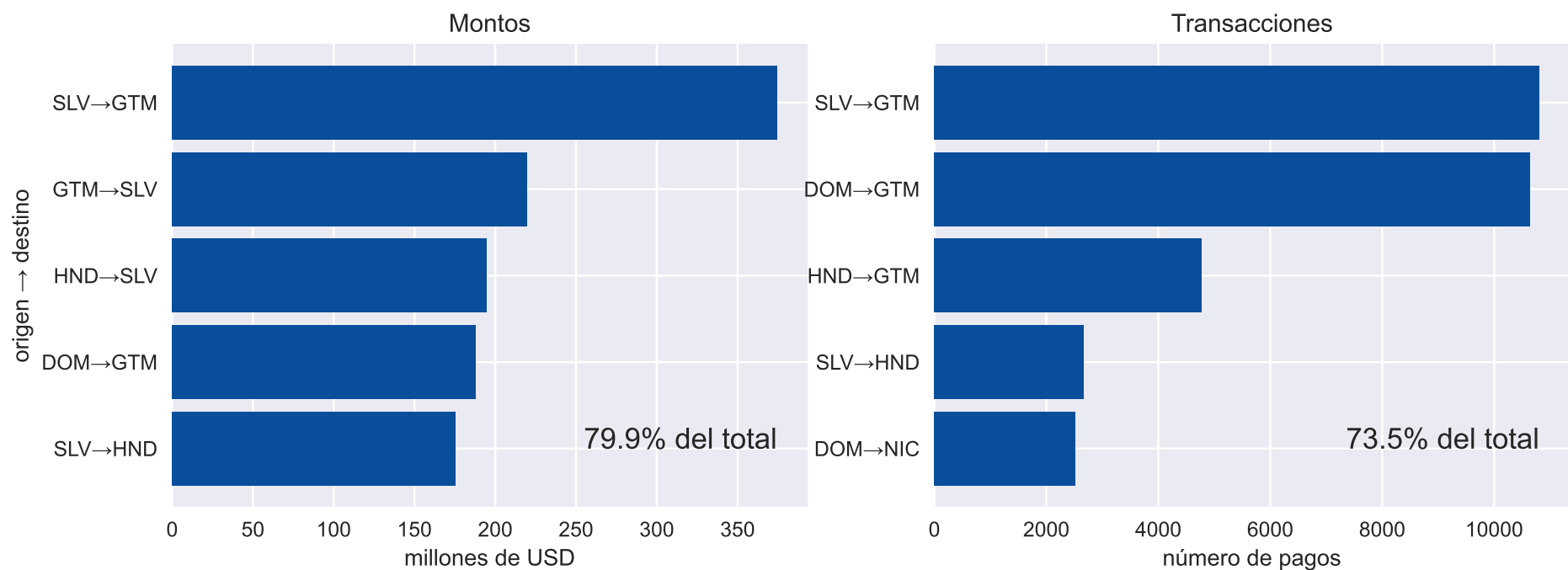
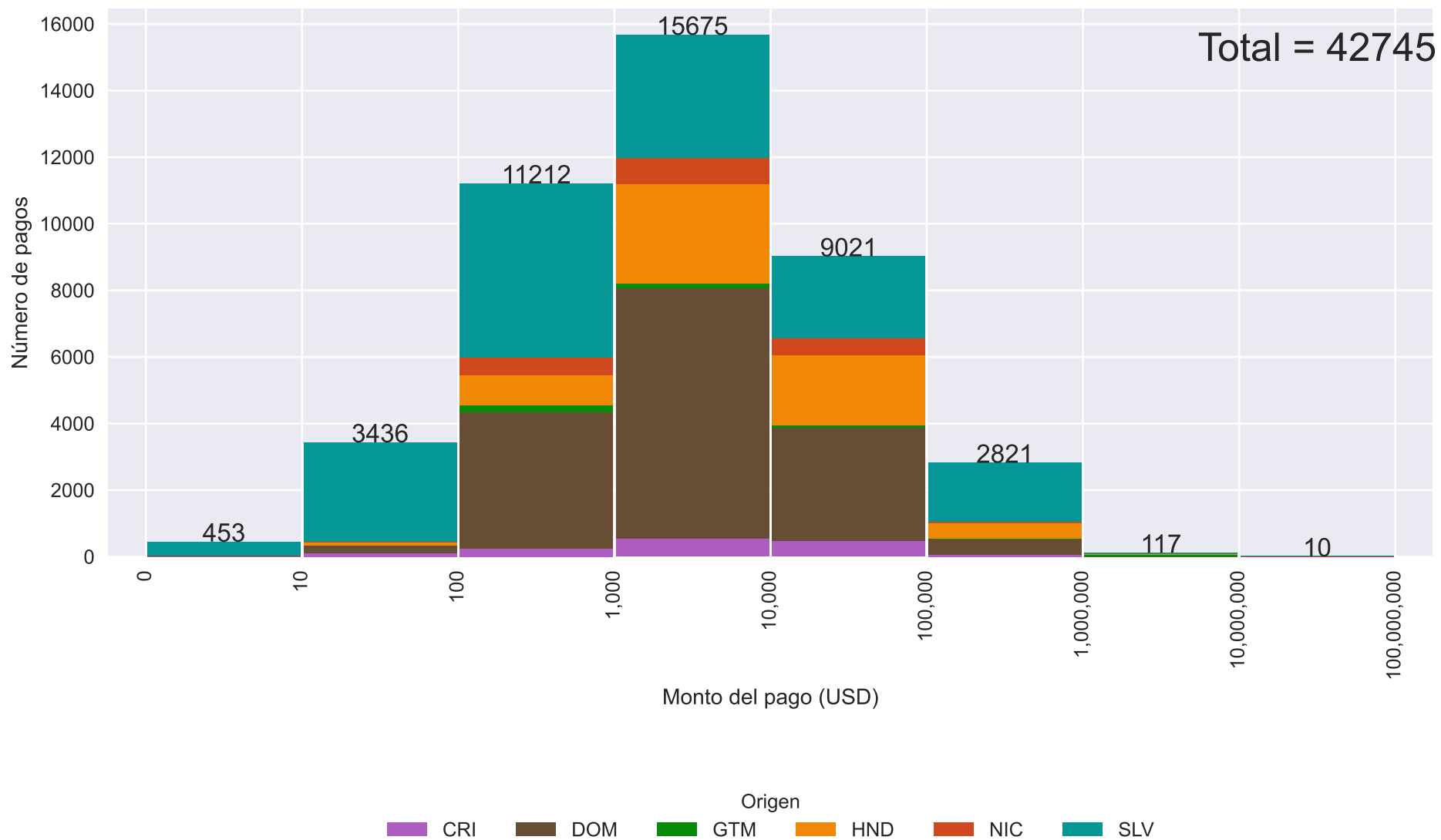


Figura 10: SIPA: Distribución de los pagos
Acumulado del 3 de marzo de 2011 al 23 de febrero de 2024
Por monto del pago y país de origen



Cuadro 9: SIPA: Número de pagos enviados y recibidos por cada país

Año	Recibidos						Enviados						Total
	CRI	DOM	GTM	HND	NIC	SLV	CRI	DOM	GTM	HND	NIC	SLV	Total
2011	0	9	84	8	15	46	0	28	52	67	15	0	162
2012	0	18	534	20	52	41	0	124	65	466	8	2	665
2013	0	23	554	52	100	63	0	86	53	494	158	1	792
2014	0	14	670	30	124	63	0	92	24	488	169	128	901
2015	0	3	905	27	243	127	0	96	48	736	123	302	1305
2016	0	2	1209	19	147	106	0	272	41	554	167	449	1483
2017	0	3	1381	76	319	100	0	751	65	591	130	342	1879
2018	0	10	1701	251	424	161	0	1389	50	507	144	457	2547
2019	0	8	2331	357	546	132	33	1971	35	519	174	642	3374
2020	6	9	2269	439	462	113	96	1978	12	407	142	663	3298
2021	0	26	2594	696	502	105	237	2410	12	476	221	567	3923
2022	0	15	2752	920	713	97	272	2857	10	684	202	472	4497
2023	142	305	7958	2048	2437	271	604	3230	14	542	215	8556	13161
2024	70	182	3040	534	854	78	198	472	8	90	24	3966	4758
Total	218	627	27982	5477	6938	1503	1440	15756	489	6621	1892	16547	42745

Parte IV

Devoluciones

Cuadro 10: SIPA: Devoluciones

Año	Mes	Monto (USD)			Transacciones		
		Devuelto	Pagado	% devuelto	Devuelto	Pagado	% devuelto
2015	2	6,533.94	2,953,381.12	0.22	3	116	2.59
	3	98,314.48	8,097,583.03	1.21	3	168	1.79
	4	32,272.00	8,744,473.50	0.37	4	106	3.77
	5	0.00	16,096,751.59	0.00	0	100	0.00
	6	1,133.00	7,069,228.35	0.02	4	103	3.88
	7	34,565.48	15,559,904.64	0.22	5	114	4.39
	8	0.00	2,831,601.37	0.00	0	96	0.00
	9	36,538.26	7,204,888.14	0.51	2	108	1.85
	10	0.00	3,964,331.46	0.00	0	90	0.00
	11	3,579.00	5,393,814.83	0.07	1	103	0.97
	12	27,485.00	4,173,576.48	0.66	3	106	2.83
	2016	1	21,344.36	4,300,036.53	0.50	1	97
2		21,518.04	5,283,627.68	0.41	1	128	0.78
3		19,040.00	4,671,464.35	0.41	3	121	2.48
4		18,147.90	5,099,072.13	0.36	1	126	0.79
5		23,275.20	3,744,480.89	0.62	3	94	3.19
6		9,414.00	7,699,402.68	0.12	4	118	3.39
7		17,848.72	4,221,549.65	0.42	4	107	3.74
8		109,042.50	4,666,727.51	2.34	2	127	1.57
9		3,000.00	4,545,949.95	0.07	1	147	0.68
10		6,845.00	3,913,620.33	0.17	1	130	0.77
11		3,097.22	3,271,270.21	0.09	3	135	2.22
12		6,830.00	5,227,378.86	0.13	2	153	1.31
2017	1	0.00	8,335,187.97	0.00	0	178	0.00
	2	0.00	6,195,824.26	0.00	0	116	0.00
	3	82,198.75	6,857,285.48	1.20	9	232	3.88
	4	4,025.00	5,521,958.44	0.07	2	125	1.60
	5	4,290.00	6,963,614.23	0.06	2	154	1.30
	6	14,610.90	6,367,654.69	0.23	4	144	2.78
	7	23,205.13	7,002,167.12	0.33	6	153	3.92
	8	6,830.00	6,978,827.11	0.10	4	148	2.70
	9	11,690.00	6,550,395.70	0.18	4	132	3.03
	10	54,404.00	6,719,532.44	0.81	5	157	3.18

Continued on next page

Año	Mes	Monto			Número de pagos		
		Devuelto	Pagado	% devuelto	Devuelto	Pagado	% devuelto
	11	91,868.08	11,697,867.52	0.79	3	180	1.67
	12	72,990.00	8,478,632.53	0.86	4	160	2.50
2018	1	5,095.00	7,431,360.47	0.07	2	144	1.39
	2	59,503.30	6,963,537.83	0.85	6	177	3.39
	3	14,318.05	6,404,822.62	0.22	7	168	4.17
	4	134,849.57	5,779,748.52	2.33	21	182	11.54
	5	82,981.00	7,081,763.06	1.17	11	212	5.19
	6	35,715.11	6,503,075.55	0.55	8	221	3.62
	7	36,116.94	7,360,669.77	0.49	9	208	4.33
	8	27,428.57	8,368,600.31	0.33	10	249	4.02
	9	3,195.00	8,627,648.69	0.04	2	246	0.81
	10	6,221.00	9,043,954.92	0.07	2	244	0.82
	11	16,506.32	9,178,380.57	0.18	4	248	1.61
	12	65,030.67	7,537,036.62	0.86	6	248	2.42
2019	1	39,883.95	9,562,831.69	0.42	3	244	1.23
	2	200,644.98	7,420,404.35	2.70	7	210	3.33
	3	3,152.96	7,427,716.54	0.04	3	261	1.15
	4	205,927.91	7,519,105.18	2.74	6	267	2.25
	5	142,150.80	8,793,222.91	1.62	8	303	2.64
	6	4,160.00	8,622,567.91	0.05	3	278	1.08
	7	33,699.33	10,061,594.25	0.33	7	314	2.23
	8	31,703.61	11,862,425.37	0.27	10	300	3.33
	9	75,161.12	7,969,452.72	0.94	4	261	1.53
	10	13,133.00	8,290,713.04	0.16	6	332	1.81
	11	12,580.62	10,548,278.92	0.12	6	305	1.97
	12	23,360.00	9,930,123.09	0.24	7	299	2.34
2020	1	236,397.50	11,092,622.25	2.13	5	313	1.60
	2	22,732.00	7,842,999.63	0.29	12	269	4.46
	3	76,820.81	5,877,938.58	1.31	9	264	3.41
	4	3,941.43	5,473,484.74	0.07	1	180	0.56
	5	490.00	4,389,265.91	0.01	3	209	1.44
	6	89,770.94	7,614,545.18	1.18	10	241	4.15
	7	34,154.00	6,805,099.54	0.50	6	286	2.10
	8	80,910.76	7,011,626.12	1.15	10	258	3.88
	9	65,531.40	10,358,215.15	0.63	5	292	1.71

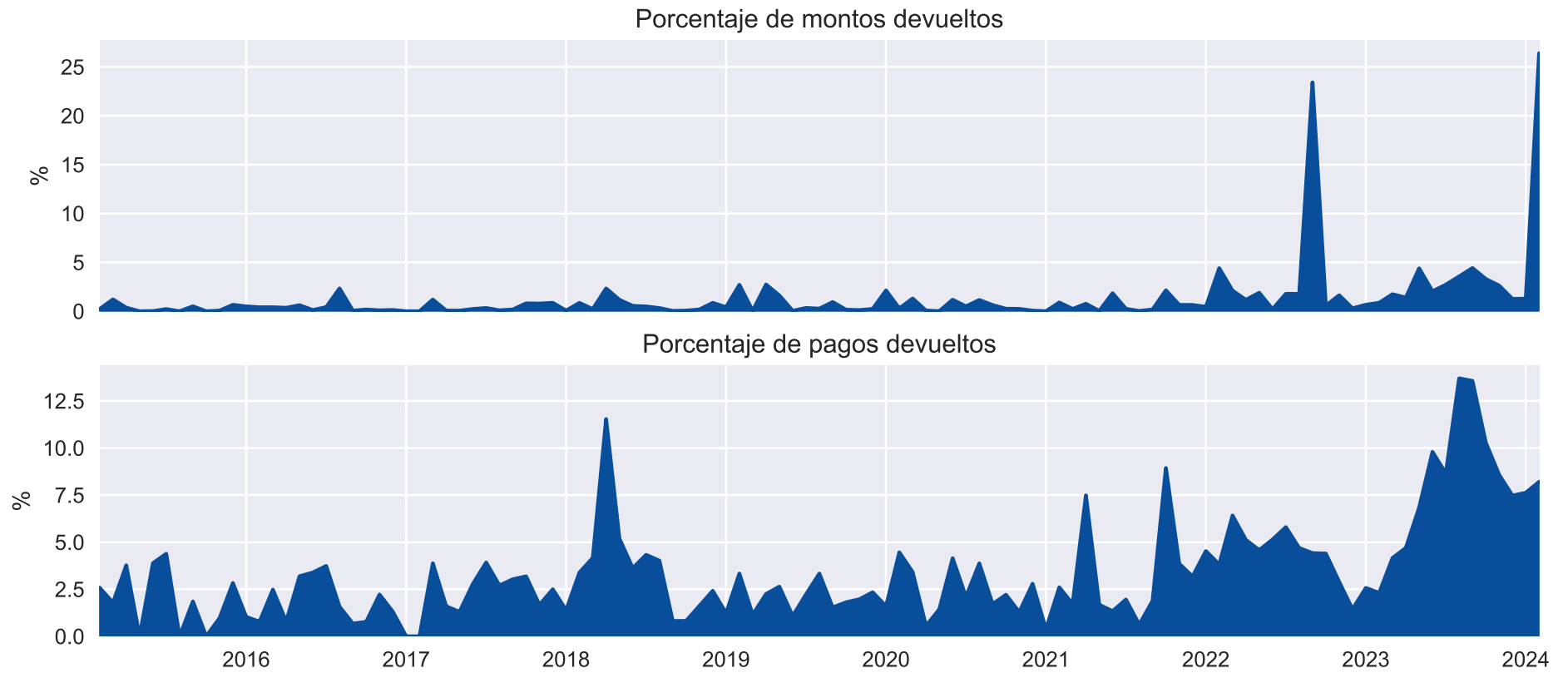
Continued on next page

Año	Mes	Monto			Número de pagos		
		Devuelto	Pagado	% devuelto	Devuelto	Pagado	% devuelto
	10	25,659.73	9,964,650.81	0.26	7	317	2.21
	11	26,910.00	11,177,559.55	0.24	4	311	1.29
	12	11,683.57	17,770,284.48	0.07	10	358	2.79
2021	1	472.91	42,503,862.70	0.00	1	265	0.38
	2	101,331.58	11,280,316.61	0.90	7	269	2.60
	3	26,975.24	11,233,964.93	0.24	6	350	1.71
	4	236,580.83	30,912,457.63	0.77	25	334	7.49
	5	7,821.41	21,199,019.90	0.04	5	298	1.68
	6	226,077.00	12,247,006.54	1.85	5	374	1.34
	7	64,828.80	26,092,925.58	0.25	7	358	1.96
	8	6,519.64	20,904,720.60	0.03	2	319	0.63
	9	47,414.43	25,629,718.27	0.18	7	371	1.89
	10	197,237.20	9,196,638.71	2.14	27	302	8.94
	11	166,263.57	25,482,300.91	0.65	13	337	3.86
	12	184,770.06	28,759,610.28	0.64	11	346	3.18
2022	1	41,642.10	9,106,728.85	0.46	12	265	4.53
	2	355,313.83	8,063,605.91	4.41	10	262	3.82
	3	218,345.88	10,352,802.32	2.11	24	374	6.42
	4	105,370.70	9,040,210.65	1.17	19	371	5.12
	5	256,946.89	13,565,721.70	1.89	25	546	4.58
	6	63,214.39	29,807,798.28	0.21	20	389	5.14
	7	215,640.05	12,086,451.82	1.78	21	362	5.80
	8	214,488.92	12,121,250.15	1.77	19	405	4.69
	9	4,144,275.33	17,700,893.65	23.41	16	362	4.42
	10	107,732.61	18,768,409.37	0.57	16	364	4.40
	11	182,255.10	11,143,397.28	1.64	11	380	2.89
	12	74,658.95	24,850,833.06	0.30	6	417	1.44
2023	1	107,172.37	16,146,141.22	0.66	9	350	2.57
	2	137,667.72	15,902,249.83	0.87	9	390	2.31
	3	216,361.10	12,416,254.25	1.74	20	481	4.16
	4	107,791.43	7,718,268.11	1.40	17	362	4.70
	5	476,103.13	10,833,140.50	4.39	31	453	6.84
	6	254,611.22	12,467,483.44	2.04	53	541	9.80
	7	287,613.13	10,568,655.86	2.72	61	705	8.65
	8	608,027.80	17,064,557.72	3.56	171	1248	13.70

Continued on next page

Año	Mes	Monto			Número de pagos		
		Devuelto	Pagado	% devuelto	Devuelto	Pagado	% devuelto
	9	764,102.57	17,276,339.79	4.42	242	1784	13.57
	10	588,545.50	17,817,489.98	3.30	223	2167	10.29
	11	454,510.57	17,301,391.81	2.63	188	2191	8.58
	12	550,149.02	43,581,219.20	1.26	186	2489	7.47
2024	1	264,759.48	20,567,415.36	1.29	203	2662	7.63
	2	3,488,713.98	13,216,408.91	26.40	172	2096	8.21

Figura 11: SIPA: Devoluciones



Cuadro 11: SIPA: Detalle de devoluciones

Fecha valor	Debito	Credito	Monto
2024-01-02	CRI	SLV	1.00
2024-01-02	CRI	SLV	10.00
2024-01-02	CRI	SLV	10.00
2024-01-02	GTM	SLV	20.00
2024-01-02	NIC	SLV	8.00
2024-01-02	NIC	SLV	816.00
2024-01-02	DOM	SLV	5.00
2024-01-03	CRI	SLV	388.00
2024-01-03	CRI	SLV	110.74
2024-01-03	GTM	SLV	358.00
2024-01-03	GTM	DOM	90.00
2024-01-03	DOM	SLV	5.00
2024-01-04	CRI	SLV	500.00
2024-01-04	CRI	SLV	15.00
2024-01-04	CRI	SLV	300.00
2024-01-04	GTM	SLV	150.00
2024-01-04	GTM	SLV	300.00
2024-01-04	GTM	SLV	20.00
2024-01-05	CRI	SLV	50.00
2024-01-05	CRI	SLV	100.00
2024-01-05	GTM	SLV	20.00
2024-01-05	GTM	SLV	449.89
2024-01-05	GTM	SLV	80.00
2024-01-05	GTM	SLV	2,000.00
2024-01-05	GTM	SLV	90.00
2024-01-05	NIC	SLV	212.48
2024-01-08	CRI	SLV	500.00
2024-01-08	CRI	SLV	5.00
2024-01-08	CRI	SLV	50.00
2024-01-08	GTM	SLV	880.00
2024-01-08	GTM	SLV	600.00
2024-01-09	CRI	SLV	113.00
2024-01-09	CRI	SLV	700.00
	:	:	:

Fecha valor	Débito	Crédito	Monto
:	:	:	:
2024-01-09	GTM	SLV	400.00
2024-01-09	GTM	SLV	198.87
2024-01-09	GTM	SLV	28.00
2024-01-09	GTM	SLV	30.00
2024-01-09	GTM	SLV	750.00
2024-01-09	GTM	SLV	90.00
2024-01-09	GTM	DOM	2,000.00
2024-01-09	HND	SLV	450.00
2024-01-09	HND	SLV	20.00
2024-01-09	HND	SLV	60.00
2024-01-10	CRI	SLV	5.00
2024-01-10	CRI	SLV	200.00
2024-01-10	CRI	SLV	25.00
2024-01-10	CRI	SLV	20.00
2024-01-10	CRI	SLV	2.00
2024-01-10	CRI	SLV	255.00
2024-01-10	GTM	SLV	3,479.89
2024-01-10	GTM	SLV	105.00
2024-01-10	GTM	SLV	162.00
2024-01-11	CRI	SLV	50.00
2024-01-11	CRI	SLV	5.00
2024-01-11	GTM	SLV	20.00
2024-01-11	GTM	SLV	235.00
2024-01-11	GTM	SLV	485.00
2024-01-11	GTM	SLV	2,500.00
2024-01-11	GTM	SLV	269.00
2024-01-11	GTM	SLV	0.01
2024-01-11	GTM	SLV	180.00
2024-01-11	GTM	HND	480.00
2024-01-12	CRI	SLV	800.00
2024-01-12	GTM	SLV	3,060.00
2024-01-12	GTM	SLV	6.60
2024-01-12	GTM	SLV	35.00
2024-01-12	DOM	SLV	100.00
2024-01-15	GTM	SLV	10.00
2024-01-15	GTM	SLV	1,000.00
2024-01-15	GTM	SLV	250.00
2024-01-15	GTM	SLV	3.50
	:	:	:

Fecha valor	Débito	Crédito	Monto
:	:	:	:
2024-01-15	DOM	CRI	200.00
2024-01-16	CRI	SLV	1,000.00
2024-01-16	CRI	SLV	50.00
2024-01-16	CRI	SLV	113.00
2024-01-16	CRI	SLV	3,000.00
2024-01-16	CRI	SLV	800.00
2024-01-16	CRI	SLV	100.00
2024-01-16	CRI	SLV	73.75
2024-01-16	CRI	SLV	200.00
2024-01-16	GTM	SLV	50.00
2024-01-16	GTM	SLV	90.00
2024-01-16	GTM	SLV	1,595.00
2024-01-16	GTM	SLV	91.53
2024-01-16	GTM	SLV	50.00
2024-01-16	GTM	SLV	1,530.00
2024-01-16	GTM	SLV	25.00
2024-01-16	HND	SLV	12.00
2024-01-17	CRI	SLV	850.00
2024-01-17	GTM	SLV	1.69
2024-01-17	GTM	SLV	936.77
2024-01-17	GTM	SLV	3,060.00
2024-01-17	GTM	SLV	1,493.47
2024-01-17	GTM	SLV	35.00
2024-01-17	HND	SLV	12.00
2024-01-17	HND	SLV	5.00
2024-01-17	NIC	SLV	40.00
2024-01-18	CRI	SLV	850.00
2024-01-18	CRI	SLV	1,300.00
2024-01-18	CRI	SLV	4,500.00
2024-01-18	CRI	SLV	56.50
2024-01-18	GTM	SLV	100.00
2024-01-18	GTM	SLV	650.00
2024-01-18	GTM	SLV	40.00
2024-01-18	GTM	SLV	1,513.69
2024-01-18	GTM	SLV	12.80
2024-01-18	GTM	SLV	35.50
2024-01-18	GTM	SLV	20.00
2024-01-18	NIC	SLV	48.00
	:	:	:



Fecha valor	Débito	Crédito	Monto
⋮	⋮	⋮	⋮
2024-01-18	DOM	SLV	50.00
2024-01-19	CRI	SLV	55,000.00
2024-01-19	CRI	SLV	600.00
2024-01-19	CRI	SLV	867.00
2024-01-19	CRI	SLV	32.00
2024-01-19	CRI	SLV	1.00
2024-01-19	CRI	SLV	25.00
2024-01-19	CRI	SLV	100.00
2024-01-19	GTM	SLV	40.00
2024-01-19	GTM	SLV	15.00
2024-01-19	GTM	SLV	5,000.00
2024-01-19	HND	SLV	874.00
2024-01-22	CRI	SLV	20.00
2024-01-22	CRI	SLV	1,355.00
2024-01-22	CRI	SLV	300.00
2024-01-22	GTM	SLV	650.00
2024-01-22	GTM	SLV	1,720.00
2024-01-22	GTM	SLV	875.00
2024-01-22	GTM	SLV	1,150.00
2024-01-22	GTM	SLV	2,000.00
2024-01-22	GTM	SLV	15.00
2024-01-22	GTM	SLV	485.00
2024-01-22	GTM	SLV	12,719.98
2024-01-22	GTM	SLV	180.00
2024-01-22	GTM	SLV	1,120.00
2024-01-22	GTM	SLV	1.00
2024-01-22	GTM	SLV	1,000.00
2024-01-22	GTM	DOM	10,000.00
2024-01-22	GTM	DOM	1,042.00
2024-01-22	NIC	SLV	10,000.00
2024-01-23	CRI	SLV	600.00
2024-01-23	CRI	SLV	1,142.42
2024-01-23	GTM	SLV	233.00
2024-01-23	GTM	SLV	875.00
2024-01-23	GTM	SLV	550.00
2024-01-23	GTM	SLV	168.00
2024-01-23	GTM	SLV	34,612.15
2024-01-23	GTM	DOM	16,975.00
⋮	⋮	⋮	⋮

Fecha valor	Débito	Crédito	Monto
⋮	⋮	⋮	⋮
2024-01-23	NIC	SLV	20.00
2024-01-24	CRI	SLV	600.00
2024-01-24	CRI	SLV	90.00
2024-01-24	CRI	SLV	700.00
2024-01-24	CRI	SLV	927.00
2024-01-24	CRI	SLV	32.00
2024-01-24	CRI	SLV	584.00
2024-01-24	GTM	SLV	12,719.98
2024-01-24	GTM	SLV	185.00
2024-01-24	GTM	SLV	5.00
2024-01-24	HND	SLV	150.00
2024-01-25	CRI	SLV	585.00
2024-01-25	GTM	SLV	335.00
2024-01-25	GTM	DOM	6,599.36
2024-01-25	HND	SLV	129.00
2024-01-25	NIC	SLV	20.00
2024-01-26	CRI	SLV	890.00
2024-01-26	GTM	SLV	1,000.00
2024-01-26	GTM	SLV	40.00
2024-01-26	GTM	SLV	402.44
2024-01-26	GTM	SLV	1,580.70
2024-01-26	GTM	SLV	925.00
2024-01-26	GTM	DOM	3,205.00
2024-01-26	HND	SLV	34.60
2024-01-30	CRI	SLV	195.00
2024-01-30	CRI	SLV	90.00
2024-01-30	CRI	SLV	2,500.00
2024-01-30	CRI	SLV	1,355.00
2024-01-30	CRI	SLV	200.00
2024-01-30	CRI	SLV	50.00
2024-01-30	GTM	SLV	1,120.00
2024-01-30	GTM	SLV	100.00
2024-01-30	GTM	SLV	10.00
2024-01-30	GTM	SLV	50.00
2024-01-30	GTM	SLV	13.00
2024-01-30	GTM	SLV	2,500.00
2024-01-30	HND	SLV	75.00
2024-01-30	HND	SLV	400.00
⋮	⋮	⋮	⋮

Fecha valor	Débito	Crédito	Monto
⋮	⋮	⋮	⋮
2024-01-30	DOM	CRI	150.00
2024-01-30	DOM	SLV	4.00
2024-01-31	CRI	SLV	25.00
2024-01-31	CRI	SLV	1,000.00
2024-01-31	CRI	SLV	5,000.00
2024-01-31	CRI	SLV	25.00
2024-01-31	CRI	SLV	2.00
2024-01-31	CRI	SLV	19.61
2024-01-31	CRI	SLV	25.00
2024-01-31	CRI	SLV	25.00
2024-01-31	GTM	SLV	250.00
2024-01-31	GTM	SLV	3,000.00
2024-01-31	GTM	SLV	500.00
2024-01-31	GTM	SLV	7.56
2024-01-31	GTM	SLV	54.00
2024-01-31	GTM	SLV	100.00
2024-01-31	GTM	HND	480.00
2024-01-31	NIC	SLV	20.00
2024-01-31	NIC	SLV	20.00
2024-02-01	GTM	SLV	9,716.90
2024-02-01	GTM	SLV	12,719.98
2024-02-01	GTM	SLV	27.60
2024-02-01	GTM	SLV	100.00
2024-02-01	GTM	SLV	600.00
2024-02-01	GTM	NIC	666.50
2024-02-01	GTM	DOM	24,983.75
2024-02-01	GTM	DOM	86,832.00
2024-02-02	CRI	SLV	23.00
2024-02-02	CRI	SLV	615.00
2024-02-02	CRI	SLV	169.00
2024-02-02	CRI	SLV	800.00
2024-02-02	CRI	SLV	615.00
2024-02-02	GTM	SLV	650.00
2024-02-02	DOM	SLV	50.00
2024-02-05	CRI	SLV	169.00
2024-02-05	CRI	SLV	400.00
2024-02-05	GTM	SLV	550.00
2024-02-05	GTM	SLV	633.71
2024-02-05	GTM	DOM	1,042.00
⋮	⋮	⋮	⋮



Fecha valor	Débito	Crédito	Monto
⋮	⋮	⋮	⋮
2024-02-05	GTM	DOM	1,855.50
2024-02-05	HND	SLV	1,333.00
2024-02-06	CRI	SLV	45.00
2024-02-06	CRI	SLV	110.00
2024-02-06	GTM	SLV	30.00
2024-02-06	GTM	SLV	1,040.00
2024-02-06	GTM	SLV	19.41
2024-02-06	GTM	DOM	6,526.00
2024-02-06	GTM	DOM	10,000.00
2024-02-06	HND	SLV	221.00
2024-02-06	NIC	SLV	50.00
2024-02-07	CRI	SLV	250.00
2024-02-07	CRI	NIC	1,808.00
2024-02-07	GTM	SLV	107.00
2024-02-07	GTM	SLV	70.00
2024-02-07	GTM	SLV	300.00
2024-02-07	GTM	SLV	200.00
2024-02-07	GTM	SLV	12,719.98
2024-02-07	GTM	SLV	485.00
2024-02-07	GTM	SLV	422.72
2024-02-07	GTM	SLV	150.00
2024-02-07	GTM	SLV	2,000.00
2024-02-07	GTM	DOM	571.50
2024-02-07	NIC	SLV	120.00
2024-02-07	NIC	SLV	98.87
2024-02-08	CRI	SLV	100.00
2024-02-08	CRI	SLV	1,000.00
2024-02-08	GTM	SLV	70.00
2024-02-08	GTM	SLV	9,716.90
2024-02-08	GTM	SLV	1,300,000.00
2024-02-08	GTM	SLV	100.00
2024-02-08	GTM	SLV	50.00
2024-02-08	HND	SLV	25.00
2024-02-08	HND	SLV	129.00
2024-02-09	CRI	SLV	97.00
2024-02-09	CRI	SLV	98.00
2024-02-09	GTM	SLV	400.00
2024-02-09	GTM	SLV	300.00
⋮	⋮	⋮	⋮

Fecha valor	Débito	Crédito	Monto
⋮	⋮	⋮	⋮
2024-02-09	GTM	SLV	64.00
2024-02-09	GTM	SLV	12.80
2024-02-09	HND	SLV	90.00
2024-02-12	CRI	SLV	19.61
2024-02-12	CRI	SLV	23.75
2024-02-12	CRI	SLV	100.00
2024-02-12	CRI	SLV	40.00
2024-02-12	GTM	SLV	100.00
2024-02-12	GTM	SLV	315.00
2024-02-12	GTM	SLV	2,000.00
2024-02-12	GTM	SLV	100.00
2024-02-13	GTM	SLV	4,000.00
2024-02-13	GTM	SLV	45.00
2024-02-13	GTM	SLV	10.00
2024-02-13	GTM	SLV	50.00
2024-02-13	GTM	SLV	358.00
2024-02-13	GTM	HND	5,345.00
2024-02-14	CRI	SLV	500.00
2024-02-14	CRI	SLV	500.00
2024-02-14	CRI	SLV	19.50
2024-02-14	SLV	CRI	1,945.00
2024-02-14	GTM	SLV	115.00
2024-02-14	GTM	SLV	1,188.91
2024-02-14	GTM	SLV	125.00
2024-02-14	GTM	SLV	46.00
2024-02-14	GTM	SLV	128.00
2024-02-14	GTM	SLV	12.50
2024-02-14	GTM	SLV	1.00
2024-02-14	NIC	SLV	50.00
2024-02-15	GTM	SLV	300.00
2024-02-15	GTM	SLV	6.00
2024-02-15	GTM	SLV	205.00
2024-02-15	GTM	SLV	500,000.00
2024-02-15	GTM	SLV	1,300,000.00
2024-02-15	GTM	SLV	25.00
2024-02-15	GTM	SLV	5.00
2024-02-15	GTM	SLV	1,900.00
2024-02-15	GTM	SLV	2,450.00
⋮	⋮	⋮	⋮

Fecha valor	Débito	Crédito	Monto
⋮	⋮	⋮	⋮
2024-02-15	GTM	SLV	775.00
2024-02-15	GTM	SLV	40,200.00
2024-02-15	GTM	SLV	55.00
2024-02-16	CRI	SLV	25.00
2024-02-16	GTM	SLV	750.00
2024-02-16	GTM	SLV	1,025.09
2024-02-16	NIC	SLV	1,250.00
2024-02-19	GTM	SLV	764.50
2024-02-19	GTM	SLV	50.00
2024-02-19	GTM	SLV	100.00
2024-02-19	GTM	SLV	775.00
2024-02-19	GTM	SLV	1,900.00
2024-02-19	HND	SLV	40.00
2024-02-19	NIC	SLV	140.00
2024-02-19	NIC	SLV	150.00
2024-02-19	NIC	SLV	150.00
2024-02-20	CRI	SLV	5.00
2024-02-20	CRI	SLV	5.00
2024-02-20	CRI	SLV	10.00
2024-02-20	CRI	SLV	40.00
2024-02-20	CRI	SLV	3,255.00
2024-02-20	CRI	SLV	200.00
2024-02-20	CRI	SLV	150.00
2024-02-20	CRI	SLV	100.00
2024-02-20	GTM	SLV	2,000.00
2024-02-20	GTM	SLV	2,000.00
2024-02-20	GTM	SLV	1,000.00
2024-02-20	GTM	SLV	2,500.00
2024-02-20	GTM	SLV	2,000.00
2024-02-20	GTM	SLV	1,000.00
2024-02-20	GTM	SLV	800.00
2024-02-20	GTM	SLV	2,090.00
2024-02-20	GTM	SLV	1,500.00
2024-02-20	GTM	SLV	141.00
2024-02-20	GTM	SLV	335.25
2024-02-20	GTM	SLV	1,000.00
2024-02-20	GTM	SLV	2,000.00
2024-02-20	GTM	SLV	2,000.00
⋮	⋮	⋮	⋮



Fecha valor	Débito	Crédito	Monto
⋮	⋮	⋮	⋮
2024-02-20	GTM	SLV	355.00
2024-02-20	NIC	SLV	600.00
2024-02-21	CRI	SLV	5.00
2024-02-21	CRI	SLV	40.00
2024-02-21	CRI	SLV	150.00
2024-02-21	CRI	SLV	14,092.00
2024-02-21	CRI	SLV	5.00
2024-02-21	CRI	SLV	425.00
2024-02-21	GTM	SLV	1,250.00
2024-02-21	GTM	SLV	525.00
2024-02-21	GTM	SLV	188.00
2024-02-21	GTM	SLV	100.00
2024-02-21	GTM	SLV	800.00
2024-02-21	GTM	SLV	900.00
2024-02-21	GTM	SLV	418.00
2024-02-21	GTM	NIC	300.00
2024-02-21	HND	SLV	25.00
2024-02-22	CRI	SLV	5.00
2024-02-22	CRI	SLV	60.00
2024-02-22	CRI	SLV	5.00
2024-02-22	GTM	SLV	28.00
2024-02-22	GTM	SLV	300.00
2024-02-22	GTM	SLV	100.00
2024-02-22	GTM	SLV	270.00
2024-02-22	GTM	SLV	35.00
2024-02-22	GTM	SLV	3,000.00
2024-02-22	GTM	SLV	418.00
2024-02-22	NIC	SLV	38,480.00
2024-02-23	CRI	SLV	14,092.00
2024-02-23	CRI	SLV	14.00
2024-02-23	CRI	SLV	5.00
2024-02-23	GTM	SLV	750.00
2024-02-23	GTM	SLV	6,325.75
2024-02-23	GTM	SLV	200.00
2024-02-23	GTM	SLV	450.00
2024-02-23	GTM	SLV	150.00
2024-02-23	GTM	SLV	2,400.00
2024-02-23	HND	SLV	12,990.00
⋮	⋮	⋮	⋮

Fecha valor	Débito	Crédito	Monto
⋮	⋮	⋮	⋮

FIN DEL REPORTE

