



CONSEJO MONETARIO
CENTROAMERICANO

Secretaría Ejecutiva



Reporte Semanal del Sistema de Interconexión de Pagos (SIPA)

Semana del 11 al 15 de marzo de 2024

Consejo Monetario Centroamericano
Elaborado: 18 de marzo de 2024

<http://www.secmca.org/sipa/>

Resumen Ejecutivo

Semana del 11 al 15 de marzo de 2024

Cuadro 1: Crecimiento en el uso del SIPA*

Monto	26.1%
Transacciones	625.7%

* crecimiento del acumulado de este año respecto al mismo período del año anterior

Cuadro 2: Resumen de operaciones efectuadas en SIPA*

	Pagos		Devoluciones	
	Monto	Transacciones	Monto	Transacciones
Esta semana	4,885,807.79	705	228,591.10	63
Este año	47,803,593.20	7054	4,397,644.20	565
Desde inicio	1,456,743,838.09	45041	19,009,934.09	2424

* cierre al 15 de marzo de 2024

Índice general

I Pagos realizados en la semana del 11 al 15 de marzo de 2024	7
II Pagos realizados del 1 de enero al 15 de marzo de 2024	19
III Pagos realizados del 3 de marzo de 2011 al 15 de marzo de 2024	24
IV Devoluciones	37

Comité Técnico de Sistemas de Pagos

Banco Central de Costa Rica	Francisco Carvajal Chavarría	carvajalcf@bccr.fi.cr
Banco Central de Reserva de El Salvador	Juan Alberto Hernández Arévalo	juan.hernandez@bcr.gob.sv
Banco de Guatemala	Jorge Vinicio Cáceres Dávila	jvcd@banguat.gob.gt
Banco Central de Honduras	Horacio Laínez	horacio.lainez@bch.hn
Banco Central de Nicaragua	Oknan Alfredo Bello Dinartes	obello@bcn.gob.ni
Banco Central de la República Dominicana	Ángel González Tejada	a.gonzalez@bancentral.gov.do
Secretaría Ejecutiva CMCA	Luis Ortiz Cevallos (coordinador)	lortiz@secmca.org

Formatos de cuenta IBAN

País	Formato	Ejemplo
Costa Rica	CR2!n4!n14!n	CR05 0152 0200 1026 2840 66
El Salvador	SV2!n4!a20!n	SV 62 CENR 00000000000000700025
Guatemala	GT2!n4!c20!c	GT82 TRAJ 0102 0000 0012 1002 9690
Honduras	HN2!n4!???????	aún no registrado
Nicaragua	NI2!n4!c20!n	NI91 BAMC 0112 0203 0000 0355 8124
República Dominicana	DO2!n4!c20!n	DO28 BAGR 0000 0001 2124 5361 1324

Direcciones de correo SIPA

Gestor Institucional SIPA	gisip@bancentral.gov.do
Banco Central de Costa Rica	SIPACR@bccr.fi.cr
Banco Central de Reserva de El Salvador	SIPSV@BCR.GOB.SV
Banco de Guatemala	SIPGT@banguat.gob.gt
Banco Central de Honduras	sip@bch.hn
Banco Central de Nicaragua	SIPNI@bcn.gob.ni
Banco Central de la República Dominicana	siprd@bancentral.gov.do
Secretaría Ejecutiva CMCA	sip@secmca.org



Últimos hechos relevantes

No hay hechos relevantes esta semana.

Próximos feriados

28 de marzo de 2024: Costa Rica, República Dominicana, Guatemala, Honduras, Nicaragua, El Salvador

29 de marzo de 2024: Costa Rica, República Dominicana, Guatemala, Honduras, Nicaragua, El Salvador

FERIADOS DE 2024

	ENE	FEB	MAR	ABR	MAY	JUN	JUL	AGO	SEP	OCT	NOV	DIC
CRI			28 • 29	15	1		29	2 • 15				25
DOM	29	27	28 • 29	29	30			16	24		4	25
GTM			28 • 29		1		1	15			1	25
HND			28 • 29	15	1					3 • 4		25
NIC			28 • 29		1		19					25
SLV			28 • 29		1 • 10	17						25
USA	15	19			27	19	4		2	14	28	25

Parte I

Pagos realizados en la semana del 11 al 15 de marzo de 2024

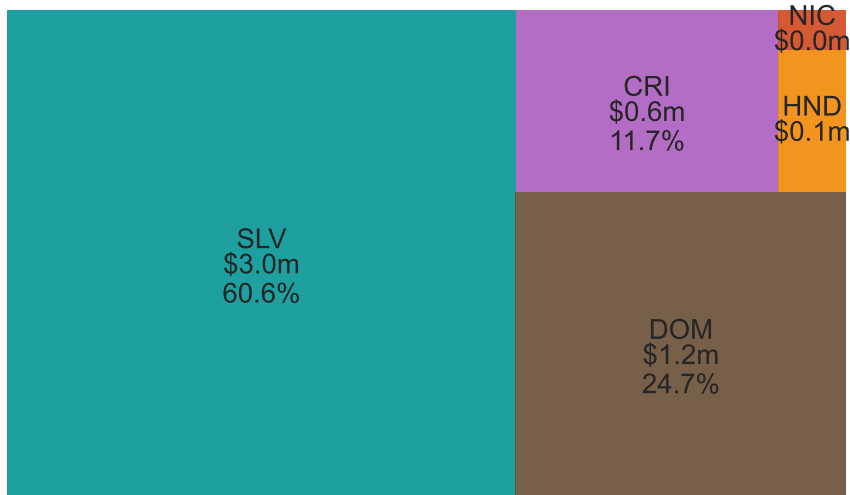
Cuadro 3: SIPA: Montos y número de transacciones Semana del 11 al 15 de marzo de 2024 Por país de origen vs destino

—país de origen (fila) vs país de destino (columna)—

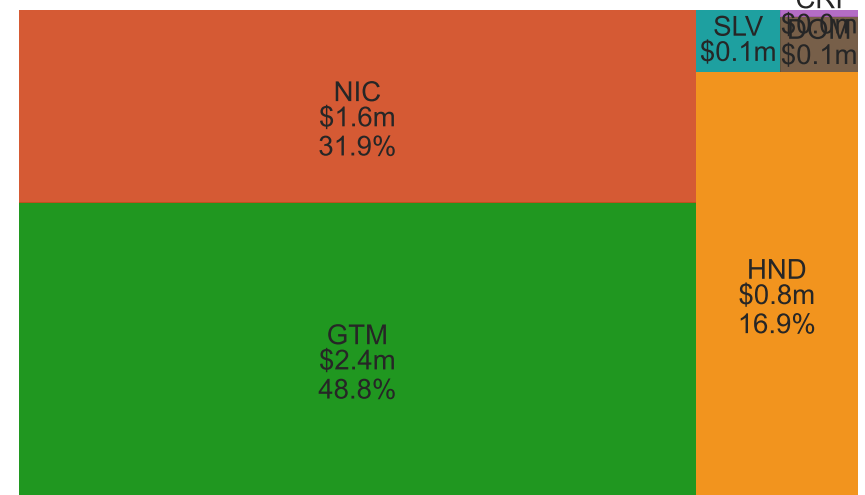
Credito Debito	CRI	DOM	GTM	HND	NIC	SLV	Total
Monto en USD							
CRI	0.00	1,430.00	10,747.28	21,325.40	522,810.02	13,990.00	570,302.70
DOM	0.00	0.00	1,136,656.48	26,809.00	39,734.44	3,064.00	1,206,263.92
GTM	0.00	0.00	0.00	0.00	0.00	0.00	0.00
HND	0.00	0.00	69,441.98	0.00	500.00	45,134.03	115,076.01
NIC	0.00	0.00	0.00	32,206.26	0.00	0.00	32,206.26
SLV	5,755.74	49,440.00	1,168,288.15	743,930.11	994,544.90	0.00	2,961,958.90
Total	5,755.74	50,870.00	2,385,133.89	824,270.77	1,557,589.36	62,188.03	4,885,807.79
Número de transacciones							
CRI	0	9	4	2	13	9	37
DOM	0	0	43	8	12	3	66
GTM	0	0	0	0	0	0	0
HND	0	0	6	0	1	2	9
NIC	0	0	0	2	0	0	2
SLV	9	20	391	80	91	0	591
Total	9	29	444	92	117	14	705

Figura 1: SIPA: Distribución de los montos y número de transacciones Semana del 11 al 15 de marzo de 2024 Por país de origen y de destino


SIPA: Monto enviado por cada país
Total = \$4.9m



SIPA: Monto recibido por cada país
Total = \$4.9m



SIPA: Transacciones enviadas por cada país
Total = 705



SIPA: Transacciones recibidas por cada país
Total = 705

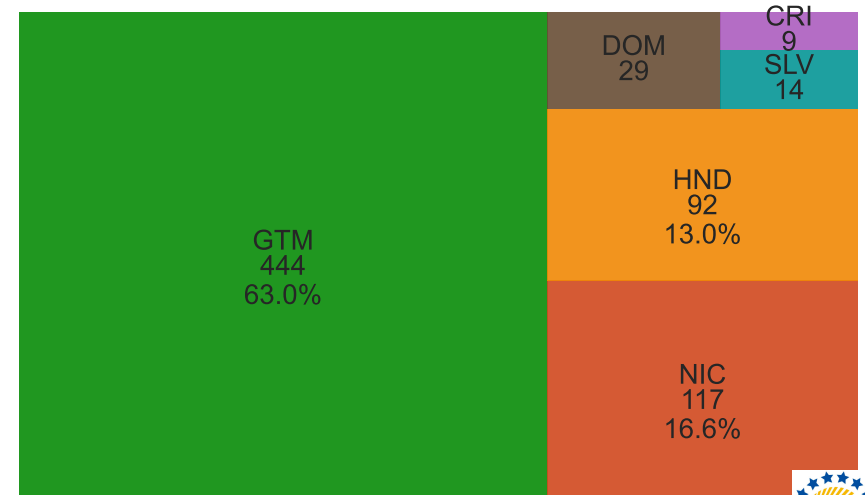
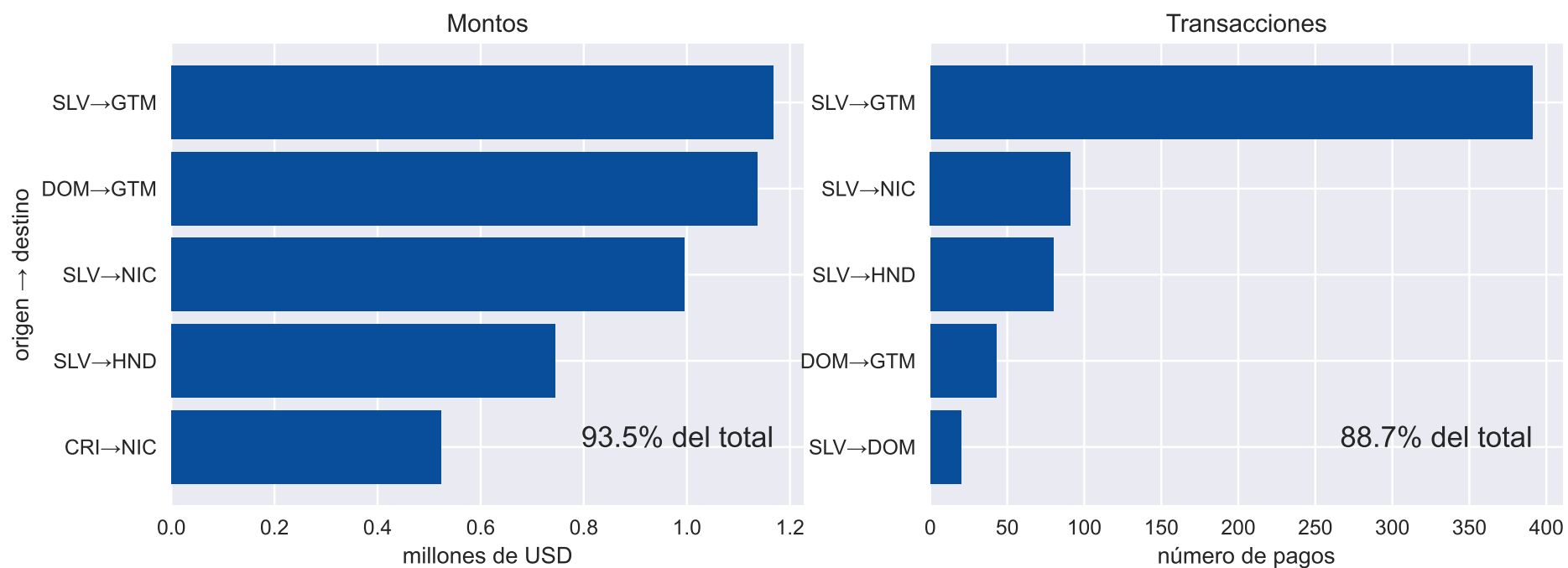
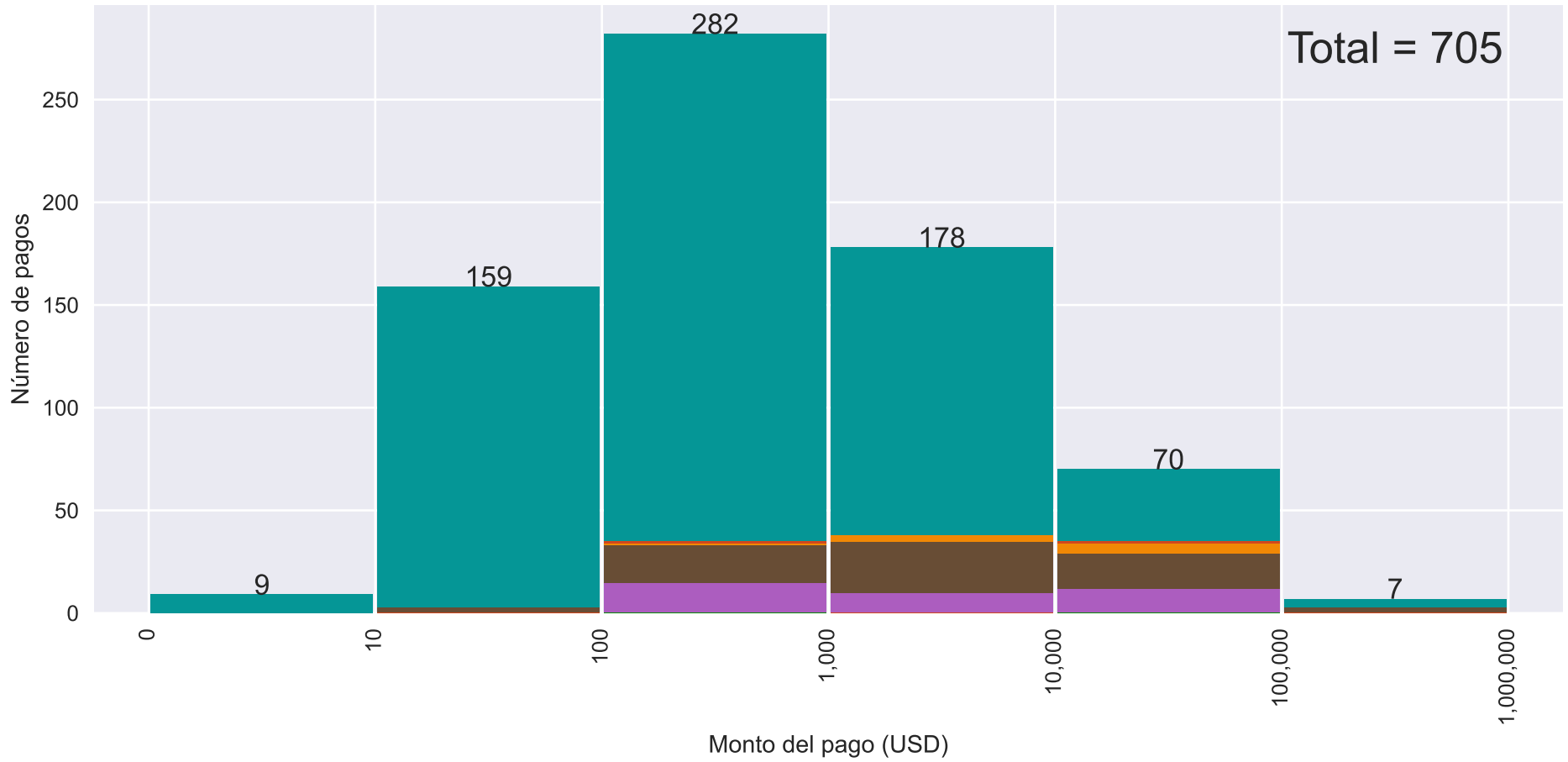


Figura 2: SIPA: Flujos de pagos predominantes
Semana del 11 al 15 de marzo de 2024
Por países de origen→destino



**Figura 3: SIPA: Distribución de los pagos
Semana del 11 al 15 de marzo de 2024
Por monto del pago y país de origen**



Origen
 CRI DOM GTM HND NIC SLV

Cuadro 4: SIPA: Operaciones de 11 al 15 de marzo de 2024

Fecha valor	Debito	Credito	Monto
2024-03-11	DOM	GTM	384,514.19
	SLV	NIC	150,000.00
	CRI	NIC	99,500.00
	DOM	GTM	69,120.00
	DOM	GTM	60,000.00
	SLV	GTM	45,000.00
	SLV	HND	43,044.00
	SLV	NIC	38,750.00
	SLV	NIC	38,500.00
	SLV	NIC	37,934.00
	DOM	GTM	33,402.24
	CRI	NIC	20,000.00
	HND	GTM	19,613.72
	SLV	NIC	14,625.00
	SLV	GTM	14,232.30
	SLV	GTM	12,555.00
	DOM	GTM	10,242.72
	HND	SLV	9,990.40
	SLV	GTM	9,000.00
	SLV	GTM	9,000.00
	DOM	GTM	8,200.00
	SLV	GTM	8,100.00
	SLV	GTM	8,000.00
	SLV	GTM	8,000.00
	SLV	GTM	5,000.00
	SLV	NIC	4,200.00
	DOM	GTM	3,799.00
	SLV	GTM	3,695.00
	DOM	GTM	3,200.00
	SLV	GTM	3,000.00
	SLV	HND	3,000.00
	:	:	:

Fecha valor	Debito	Credito	Monto
:	:	:	:
	SLV	GTM	2,683.20
	SLV	GTM	2,622.00
	SLV	GTM	2,500.00
	SLV	GTM	2,283.23
	SLV	NIC	2,090.00
	SLV	GTM	2,000.00
	SLV	HND	2,000.00
	SLV	GTM	1,800.00
	SLV	GTM	1,800.00
	SLV	GTM	1,704.00
	SLV	GTM	1,626.00
	SLV	GTM	1,625.81
	SLV	GTM	1,600.00
	SLV	HND	1,500.00
	SLV	HND	1,500.00
	SLV	GTM	1,487.00
	SLV	GTM	1,335.49
	SLV	GTM	1,275.00
	SLV	GTM	1,265.00
	SLV	GTM	1,185.00
	SLV	GTM	1,133.00
	DOM	GTM	1,100.00
	SLV	GTM	1,000.00
	SLV	GTM	1,000.00
	SLV	GTM	990.75
	DOM	GTM	979.48
	SLV	GTM	971.00
	DOM	HND	960.00
	SLV	GTM	955.00
	SLV	NIC	950.00
	SLV	GTM	930.97
	SLV	GTM	900.00
	SLV	GTM	870.00
	SLV	HND	850.00
	SLV	GTM	846.00
	SLV	GTM	845.40
	SLV	GTM	833.68
	SLV	GTM	806.46
	:	:	:

Fecha valor	Debito	Credito	Monto
:	:	:	:
	SLV	GTM	806.46
	SLV	HND	772.00
	SLV	GTM	700.00
	SLV	GTM	695.28
	SLV	NIC	650.00
	SLV	GTM	621.00
	SLV	GTM	614.27
	SLV	GTM	575.00
	SLV	GTM	570.00
	SLV	GTM	532.26
	SLV	GTM	500.00
	SLV	GTM	500.00
	SLV	GTM	500.00
	SLV	GTM	495.00
	NIC	HND	460.00
	SLV	GTM	438.00
	SLV	GTM	426.45
	SLV	GTM	418.62
	SLV	GTM	390.40
	SLV	GTM	384.61
	SLV	GTM	329.87
	SLV	NIC	312.00
	SLV	GTM	300.00
	SLV	GTM	250.00
	SLV	GTM	240.00
	SLV	GTM	230.00
	SLV	HND	210.00
	SLV	HND	206.00
	SLV	GTM	205.00
	SLV	GTM	200.00
	SLV	GTM	200.00
	SLV	GTM	200.00
	SLV	HND	200.00
	SLV	NIC	200.00
	SLV	NIC	200.00
	SLV	HND	189.00
	SLV	GTM	182.00
	SLV	GTM	173.75
	:	:	:

Fecha valor	Debito	Credito	Monto
:	:	:	:
	SLV	NIC	1,000.00
	SLV	DOM	1,000.00
	SLV	GTM	939.00
	SLV	GTM	911.00
	SLV	GTM	908.00
	SLV	GTM	900.00
	SLV	GTM	734.46
	SLV	GTM	717.30
	SLV	GTM	618.42
	SLV	GTM	540.00
	DOM	NIC	490.00
	SLV	GTM	400.00
	SLV	GTM	400.00
	DOM	SLV	400.00
	SLV	HND	397.50
	DOM	NIC	340.00
	SLV	NIC	335.71
	SLV	GTM	326.35
	SLV	GTM	325.00
	SLV	GTM	309.86
	SLV	GTM	300.00
	SLV	GTM	300.00
	SLV	GTM	300.00
	SLV	GTM	300.00
	SLV	GTM	300.00
	SLV	NIC	270.00
	SLV	GTM	257.00
	SLV	GTM	200.00
	SLV	HND	196.00
	SLV	GTM	193.00
	SLV	NIC	180.00
	CRI	DOM	170.00
	CRI	DOM	150.00
	SLV	HND	150.00
	CRI	DOM	140.00
	SLV	NIC	130.00
	CRI	DOM	110.00
	DOM	HND	109.00
	CRI	GTM	100.00
:	:	:	:

Fecha valor	Debito	Credito	Monto
:	:	:	:
	SLV	GTM	100.00
	SLV	GTM	100.00
	SLV	HND	100.00
	SLV	GTM	91.00
	SLV	GTM	85.00
	SLV	NIC	64.89
	SLV	GTM	60.00
	SLV	GTM	60.00
	SLV	GTM	53.00
	SLV	GTM	50.00
	SLV	GTM	30.00
	DOM	GTM	27.38
	SLV	GTM	26.00
	SLV	GTM	25.90
	SLV	NIC	25.00
	SLV	HND	23.74
	SLV	GTM	20.00
	SLV	NIC	20.00
	SLV	GTM	19.00
	SLV	GTM	15.00
	SLV	GTM	10.00
	SLV	GTM	10.00
	SLV	GTM	10.00
	SLV	GTM	10.00
	SLV	NIC	10.00
	SLV	GTM	8.07
	SLV	GTM	1.00
2024-03-13	SLV	NIC	359,687.12
	SLV	GTM	70,000.00
	SLV	HND	62,163.24
	CRI	NIC	60,000.00
	SLV	GTM	43,000.00
	SLV	DOM	25,000.00
	CRI	NIC	20,000.00
	HND	GTM	20,000.00
	DOM	HND	17,400.00
	DOM	GTM	10,600.30
	SLV	GTM	10,000.00
	HND	GTM	10,000.00
:	:	:	:

Fecha valor	Debito	Credito	Monto
:	:	:	:
	HND	GTM	10,000.00
	SLV	GTM	9,950.00
	SLV	DOM	9,500.00
	SLV	GTM	8,311.67
	SLV	GTM	8,040.00
	SLV	GTM	7,400.00
	SLV	GTM	6,461.90
	SLV	GTM	5,783.07
	DOM	GTM	5,273.13
	SLV	DOM	4,000.00
	SLV	GTM	3,586.81
	SLV	GTM	3,354.84
	SLV	HND	3,000.00
	SLV	NIC	2,830.00
	SLV	GTM	2,741.94
	CRI	SLV	2,500.00
	SLV	DOM	2,360.00
	SLV	GTM	2,284.00
	SLV	GTM	2,170.00
	SLV	GTM	2,100.00
	SLV	GTM	2,073.00
	SLV	GTM	1,998.00
	SLV	NIC	1,850.00
	SLV	GTM	1,827.00
	SLV	GTM	1,626.00
	SLV	GTM	1,500.00
	SLV	HND	1,500.00
	DOM	NIC	1,400.00
	SLV	GTM	1,330.00
	SLV	GTM	1,198.00
	CRI	SLV	1,195.00
	SLV	GTM	1,150.00
	SLV	GTM	1,135.00
	SLV	GTM	1,065.00
	SLV	GTM	1,059.00
	SLV	GTM	1,023.88
	SLV	GTM	1,000.00
	SLV	GTM	1,000.00
:	:	:	:



Fecha valor	Debito	Credito	Monto
:	:	:	:
	SLV	GTM	1,000.00
	SLV	GTM	1,000.00
	SLV	NIC	1,000.00
	SLV	NIC	950.00
	CRI	SLV	900.00
	SLV	HND	900.00
	SLV	GTM	875.00
	SLV	GTM	817.04
	SLV	GTM	800.00
	SLV	HND	800.00
	SLV	GTM	700.00
	SLV	HND	700.00
	SLV	GTM	600.00
	SLV	GTM	600.00
	SLV	GTM	589.00
	SLV	DOM	550.00
	SLV	CRI	500.00
	SLV	GTM	500.00
	SLV	GTM	500.00
	SLV	NIC	450.00
	DOM	NIC	450.00
	SLV	NIC	415.00
	SLV	GTM	400.00
	DOM	HND	400.00
	DOM	NIC	397.81
	SLV	GTM	338.22
	DOM	NIC	305.63
	SLV	GTM	280.65
	SLV	NIC	275.00
	CRI	DOM	270.00
	SLV	GTM	269.00
	SLV	GTM	265.00
	SLV	GTM	263.00
	SLV	HND	250.00
	SLV	NIC	230.00
	SLV	GTM	210.00
	SLV	GTM	200.00
	SLV	NIC	200.00
:	:	:	:

Fecha valor	Debito	Credito	Monto
:	:	:	:
	SLV	GTM	176.02
	SLV	DOM	170.00
	SLV	DOM	170.00
	SLV	DOM	170.00
	SLV	GTM	160.00
	SLV	NIC	160.00
	SLV	GTM	150.00
	CRI	DOM	130.00
	SLV	GTM	127.00
	SLV	GTM	110.00
	SLV	GTM	100.00
	SLV	GTM	100.00
	SLV	HND	100.00
	SLV	NIC	100.00
	SLV	NIC	100.00
	SLV	GTM	87.00
	SLV	HND	85.00
	SLV	HND	51.20
	SLV	HND	51.00
	SLV	GTM	50.00
	SLV	GTM	50.00
	SLV	HND	50.00
	SLV	NIC	50.00
	SLV	NIC	50.00
	SLV	GTM	45.00
	SLV	DOM	45.00
	SLV	GTM	40.00
	SLV	GTM	40.00
	SLV	NIC	40.00
	SLV	CRI	35.00
	SLV	HND	30.75
	SLV	HND	30.00
	SLV	HND	30.00
	SLV	DOM	30.00
	SLV	NIC	28.00
	SLV	GTM	15.00
	SLV	GTM	1.00
2024-03-14	SLV	GTM	90,000.00
:	:	:	:

Fecha valor	Debito	Credito	Monto
:	:	:	:
	SLV	NIC	80,000.00
	SLV	GTM	64,000.00
	CRI	NIC	60,000.00
	SLV	NIC	37,500.00
	HND	SLV	35,143.63
	NIC	HND	31,746.26
	SLV	GTM	20,118.98
	DOM	GTM	13,184.16
	SLV	GTM	10,000.00
	SLV	GTM	9,000.00
	DOM	GTM	8,808.00
	SLV	GTM	7,658.81
	CRI	GTM	5,787.28
	HND	GTM	5,054.00
	CRI	GTM	3,860.00
	SLV	HND	3,000.00
	SLV	GTM	2,850.00
	DOM	NIC	2,603.00
	SLV	GTM	2,580.65
	SLV	GTM	2,580.65
	SLV	GTM	2,387.10
	DOM	SLV	2,300.00
	SLV	GTM	2,168.00
	SLV	CRI	2,115.00
	SLV	GTM	2,000.00
	DOM	GTM	1,825.00
	SLV	GTM	1,500.00
	SLV	GTM	1,500.00
	SLV	GTM	1,500.00
	DOM	GTM	1,500.00
	DOM	GTM	1,400.00
	SLV	GTM	1,392.87
	SLV	DOM	1,350.00
	SLV	GTM	1,300.00
	SLV	GTM	1,300.00
	SLV	NIC	1,150.00
	DOM	NIC	1,133.00
	SLV	NIC	1,109.50
:	:	:	:



Fecha valor	Debito	Credito	Monto
:	:	:	:
	SLV	GTM	1,067.10
	CRI	GTM	1,000.00
	SLV	NIC	1,000.00
	SLV	NIC	995.50
	SLV	GTM	952.30
	SLV	CRI	900.00
	SLV	HND	900.00
	DOM	HND	900.00
	SLV	GTM	840.00
	SLV	GTM	834.84
	SLV	CRI	760.00
	SLV	GTM	700.00
	SLV	GTM	684.44
	SLV	GTM	678.00
	SLV	HND	602.20
	SLV	NIC	500.00
	DOM	GTM	500.00
	SLV	GTM	497.25
	SLV	NIC	475.00
	SLV	HND	450.00
	SLV	GTM	401.04
	SLV	GTM	400.00
	SLV	GTM	395.00
	DOM	SLV	364.00
	SLV	GTM	350.00
	SLV	HND	340.00
	SLV	GTM	335.00
	SLV	GTM	322.58
	SLV	HND	321.48
	SLV	GTM	305.60
	SLV	GTM	300.00
	SLV	GTM	300.00
	SLV	GTM	300.00
	SLV	GTM	288.39
	SLV	GTM	225.00
	SLV	GTM	225.00
	SLV	HND	210.00
	SLV	GTM	200.00
:	:	:	:

Fecha valor	Debito	Credito	Monto
:	:	:	:
	SLV	NIC	200.00
	SLV	NIC	200.00
	SLV	GTM	194.00
	CRI	DOM	150.00
	SLV	GTM	150.00
	SLV	HND	150.00
	SLV	GTM	131.58
	SLV	GTM	130.00
	SLV	GTM	129.04
	SLV	GTM	121.62
	SLV	GTM	120.00
	SLV	CRI	110.74
	SLV	GTM	100.00
	SLV	GTM	100.00
	SLV	GTM	100.00
	SLV	HND	100.00
	SLV	NIC	100.00
	SLV	DOM	100.00
	SLV	NIC	83.00
	SLV	HND	80.00
	SLV	HND	80.00
	SLV	HND	75.00
	SLV	GTM	68.00
	SLV	GTM	50.00
	SLV	GTM	50.00
	SLV	GTM	50.00
	SLV	GTM	50.00
	SLV	HND	50.00
	SLV	HND	50.00
	SLV	HND	50.00
	DOM	GTM	50.00
	SLV	NIC	49.00
	SLV	GTM	40.00
	SLV	GTM	40.00
	SLV	NIC	40.00
	SLV	GTM	35.00
	SLV	HND	35.00
	SLV	NIC	35.00
:	:	:	:

Fecha valor	Debito	Credito	Monto
:	:	:	:
	SLV	GTM	32.00
	SLV	GTM	30.00
	SLV	NIC	30.00
	SLV	GTM	29.50
	SLV	GTM	25.00
	SLV	NIC	21.00
	SLV	NIC	15.00
	SLV	GTM	10.00
	SLV	GTM	7.00
	SLV	GTM	1.00
2024-03-15	SLV	HND	472,000.00
	SLV	NIC	140,665.18
	CRI	NIC	79,500.00
	SLV	GTM	65,000.00
	SLV	GTM	50,000.00
	SLV	GTM	45,200.00
	CRI	NIC	36,688.00
	SLV	GTM	31,000.00
	SLV	GTM	25,375.00
	SLV	GTM	25,000.00
	DOM	GTM	22,308.00
	CRI	NIC	20,000.00
	DOM	NIC	20,000.00
	DOM	GTM	17,624.50
	SLV	GTM	14,472.00
	SLV	GTM	14,206.04
	DOM	GTM	14,000.00
	DOM	NIC	12,300.00
	DOM	GTM	12,160.71
	CRI	HND	11,325.40
	DOM	GTM	10,554.14
	SLV	GTM	9,000.00
	SLV	GTM	9,000.00
	SLV	GTM	7,000.00
	SLV	GTM	6,053.54
	CRI	NIC	5,772.02
	SLV	GTM	5,712.38
	SLV	HND	5,544.00
:	:	:	:



Fecha valor	Debito	Credito	Monto
:	:	:	:
	DOM	GTM	5,469.69
	SLV	GTM	5,000.00
	DOM	GTM	5,000.00
	HND	GTM	4,774.26
	CRI	SLV	3,900.00
	SLV	HND	3,544.37
	DOM	HND	3,340.00
	SLV	NIC	3,200.00
	SLV	GTM	3,168.23
	DOM	GTM	3,059.43
	SLV	GTM	3,000.00
	SLV	HND	3,000.00
	SLV	GTM	2,970.00
	SLV	GTM	2,700.00
	SLV	GTM	2,359.00
	SLV	GTM	2,270.55
	SLV	NIC	2,001.00
	SLV	GTM	2,000.00
	SLV	GTM	2,000.00
	SLV	HND	2,000.00
	DOM	GTM	2,000.00
	SLV	GTM	1,976.00
	DOM	GTM	1,930.75
	SLV	HND	1,901.34
	SLV	GTM	1,744.00
	SLV	GTM	1,414.55
	SLV	GTM	1,315.00
	SLV	GTM	1,100.00
	DOM	HND	1,100.00
	SLV	GTM	1,032.26
	SLV	GTM	1,000.00
	SLV	GTM	1,000.00
	DOM	GTM	1,000.00
	SLV	GTM	990.00
	SLV	NIC	980.00
	SLV	GTM	925.17
	SLV	GTM	920.00
	CRI	NIC	850.00
:	:	:	:

Fecha valor	Debito	Credito	Monto
:	:	:	:
	CRI	SLV	845.00
	SLV	GTM	800.00
	SLV	NIC	800.00
	SLV	GTM	774.20
	SLV	GTM	700.00
	SLV	HND	694.00
	SLV	GTM	600.00
	SLV	GTM	593.00
	SLV	GTM	582.00
	SLV	GTM	580.00
	DOM	GTM	560.50
	SLV	GTM	500.00
	SLV	NIC	500.00
	HND	NIC	500.00
	DOM	GTM	473.25
	CRI	SLV	450.00
	SLV	GTM	447.89
	SLV	GTM	437.50
	SLV	NIC	430.00
	SLV	HND	400.00
	SLV	GTM	385.00
	SLV	GTM	376.99
	DOM	GTM	375.00
	SLV	HND	363.00
	SLV	GTM	360.00
	SLV	GTM	350.00
	SLV	NIC	350.00
	SLV	NIC	350.00
	SLV	GTM	300.00
	DOM	NIC	300.00
	SLV	GTM	280.00
	SLV	GTM	272.07
	SLV	CRI	250.00
	SLV	GTM	238.00
	SLV	NIC	233.00
	SLV	NIC	200.00
	SLV	NIC	200.00
	SLV	NIC	200.00
	SLV	DOM	200.00
:	:	:	:

Fecha valor	Debito	Credito	Monto
:	:	:	:
	SLV	GTM	180.00
	SLV	GTM	175.00
	SLV	GTM	165.35
	SLV	HND	160.00
	SLV	GTM	150.00
	SLV	GTM	150.00
	SLV	NIC	145.00
	SLV	NIC	140.00
	SLV	GTM	132.00
	SLV	HND	130.00
	DOM	GTM	130.00
	SLV	GTM	125.81
	SLV	GTM	124.00
	SLV	GTM	120.60
	SLV	GTM	110.00
	SLV	GTM	110.00
	SLV	DOM	110.00
	SLV	GTM	105.00
	CRI	SLV	100.00
	SLV	GTM	100.00
	SLV	GTM	100.00
	SLV	GTM	100.00
	SLV	GTM	100.00
	SLV	GTM	100.00
	SLV	GTM	100.00
	SLV	GTM	100.00
	SLV	GTM	88.40
	SLV	GTM	85.20
	SLV	GTM	76.43
	SLV	GTM	75.00
	SLV	GTM	73.00
	SLV	GTM	70.00
	SLV	GTM	65.00
	SLV	GTM	62.00
	SLV	GTM	60.00
	SLV	GTM	60.00
	SLV	GTM	60.00
	SLV	GTM	60.00
	SLV	GTM	60.00
	SLV	GTM	56.25
	SLV	GTM	52.92
	SLV	GTM	52.92
	SLV	GTM	50.00
:	:	:	:



Fecha valor	Debito	Credito	Monto
⋮	⋮	⋮	⋮
	SLV	GTM	50.00
	SLV	GTM	50.00
	SLV	GTM	50.00
	SLV	NIC	50.00
	SLV	DOM	50.00
	SLV	GTM	49.61
	SLV	DOM	45.00
	SLV	GTM	40.00
	SLV	NIC	40.00
	SLV	DOM	40.00
	SLV	CRI	35.00
	SLV	GTM	30.00
	SLV	GTM	30.00
	SLV	GTM	30.00
	SLV	HND	30.00
	SLV	NIC	30.00
	SLV	GTM	27.00
	SLV	GTM	22.00
	SLV	GTM	21.00
	SLV	GTM	20.00
	SLV	GTM	15.00
	SLV	NIC	15.00
	DOM	NIC	15.00
	SLV	GTM	13.00
	SLV	GTM	13.00
	SLV	GTM	12.00
	SLV	GTM	10.00
	SLV	HND	7.60

Parte II

Pagos realizados del 1 de enero al 15 de marzo de 2024

Cuadro 5: SIPA: Montos y número de transacciones Acumulado del 1 de enero al 15 de marzo de 2024 Por país de origen vs destino

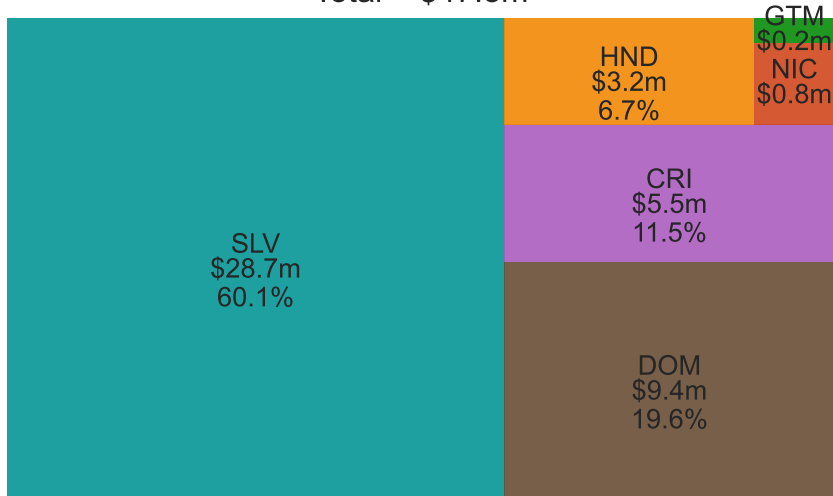
—país de origen (fila) vs país de destino (columna)—

Credito Debito	CRI	DOM	GTM	HND	NIC	SLV	Total
Monto en USD							
CRI	0.00	33,976.00	514,216.78	21,325.40	4,713,769.02	196,950.79	5,480,237.99
DOM	0.00	0.00	8,064,800.96	729,047.51	526,261.97	56,086.00	9,376,196.44
GTM	0.00	0.00	0.00	0.00	0.00	239,229.57	239,229.57
HND	5,361.74	10,657.72	2,198,113.73	0.00	41,213.00	940,875.70	3,196,221.89
NIC	0.00	0.00	679,582.21	111,876.34	0.00	0.00	791,458.55
SLV	119,438.63	387,427.26	15,198,064.94	3,685,192.63	9,330,125.30	0.00	28,720,248.76
Total	124,800.37	432,060.98	26,654,778.62	4,547,441.88	14,611,369.29	1,433,142.06	47,803,593.20
Número de transacciones							
CRI	0	88	58	2	86	59	293
DOM	0	0	410	104	142	13	669
GTM	0	0	0	0	0	10	10
HND	1	3	64	0	13	44	125
NIC	0	0	17	14	0	0	31
SLV	99	158	3954	664	1051	0	5926
Total	100	249	4503	784	1292	126	7054

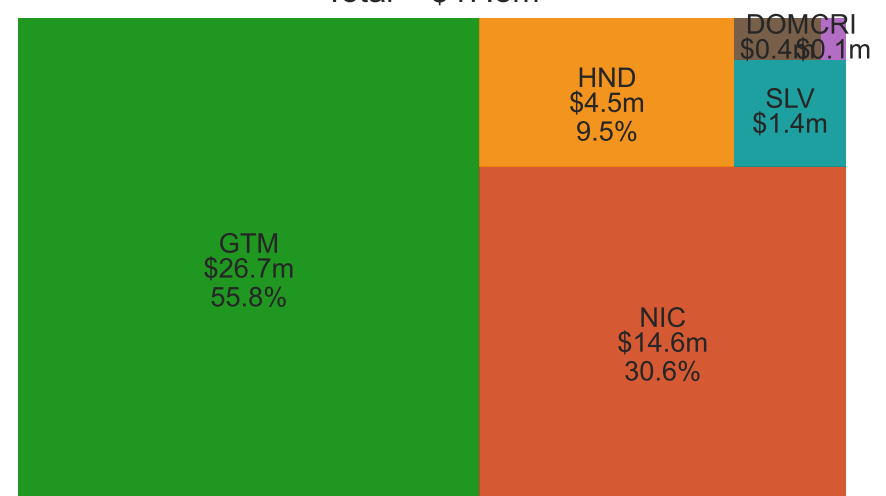
Figura 4: SIPA: Distribución de los montos y número de transacciones Acumulado del 1 de enero al 15 de marzo de 2024

Por país de origen y de destino

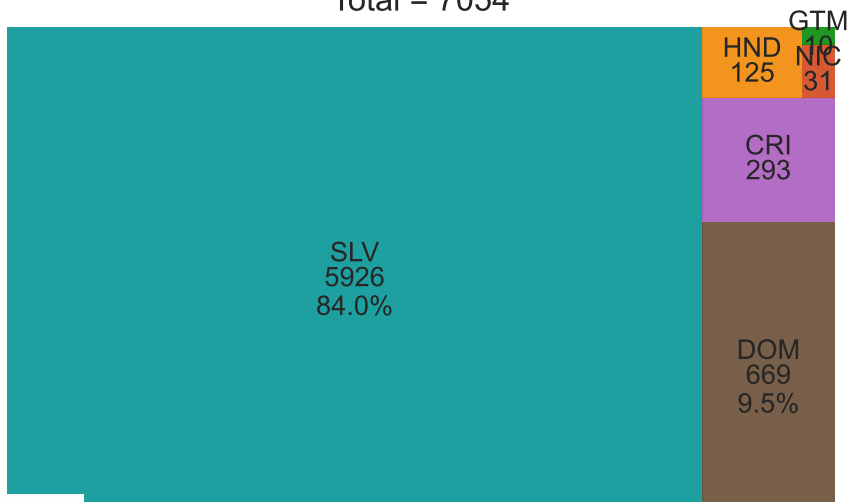
SIPA: Monto enviado por cada país
Total = \$47.8m



SIPA: Monto recibido por cada país
Total = \$47.8m



SIPA: Transacciones enviadas por cada país
Total = 7054



SIPA: Transacciones recibidas por cada país
Total = 7054

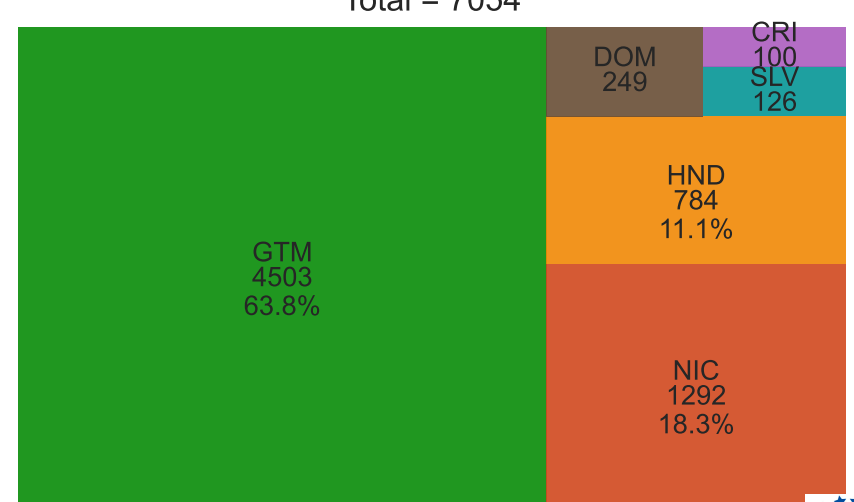
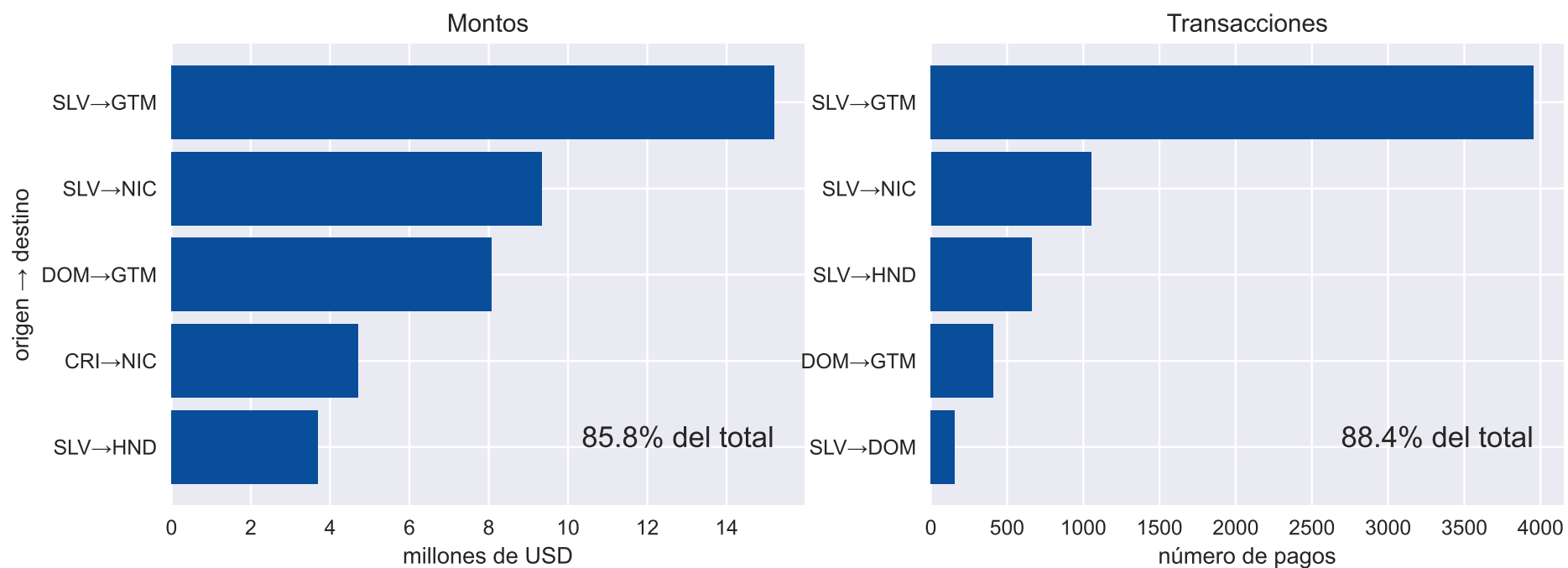
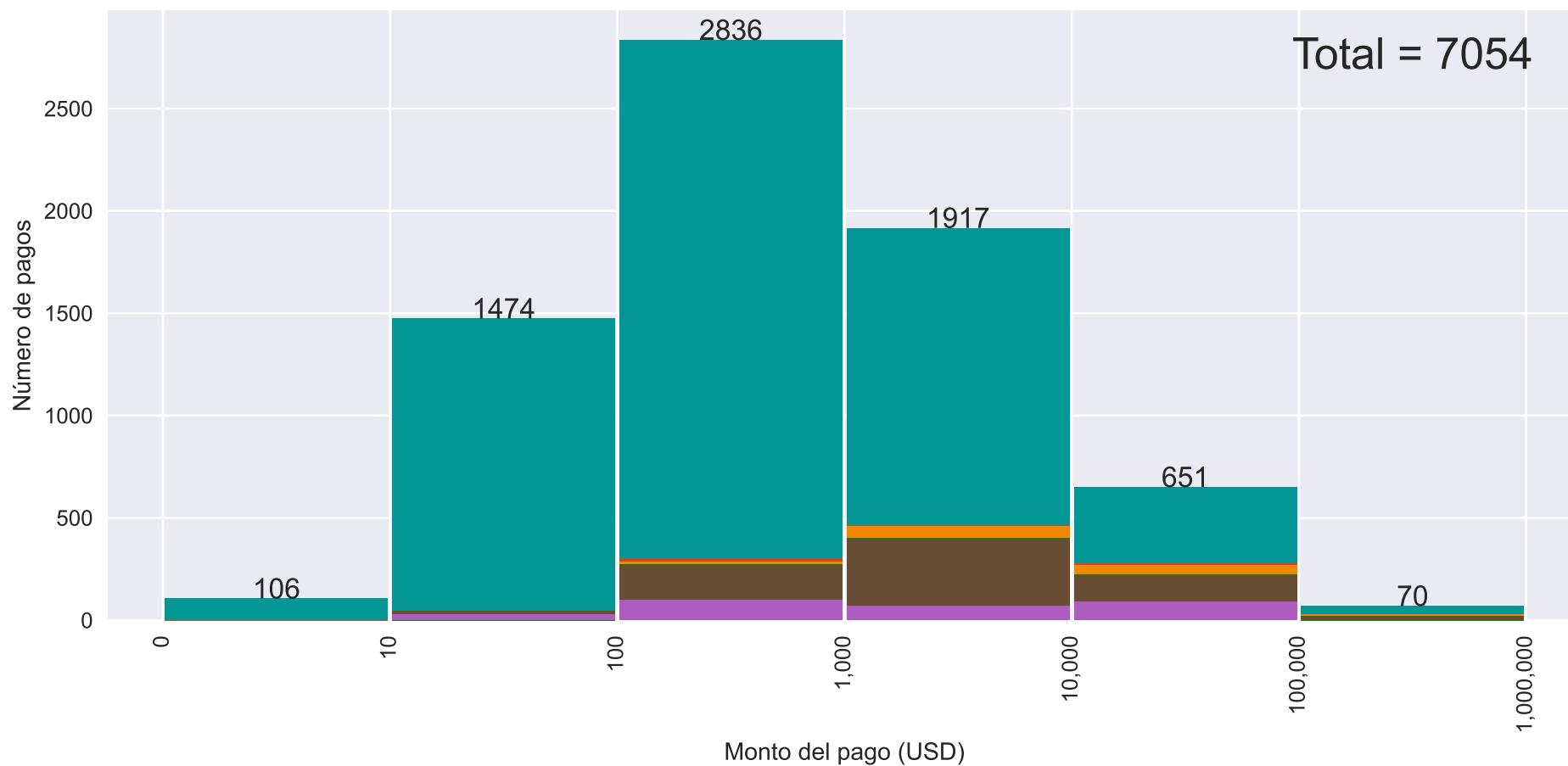


Figura 5: SIPA: Flujos de pagos predominantes
Acumulado del 1 de enero al 15 de marzo de 2024
Por países de origen→destino



**Figura 6: SIPA: Distribución de los pagos
Acumulado del 1 de enero al 15 de marzo de 2024
Por monto del pago y país de origen**

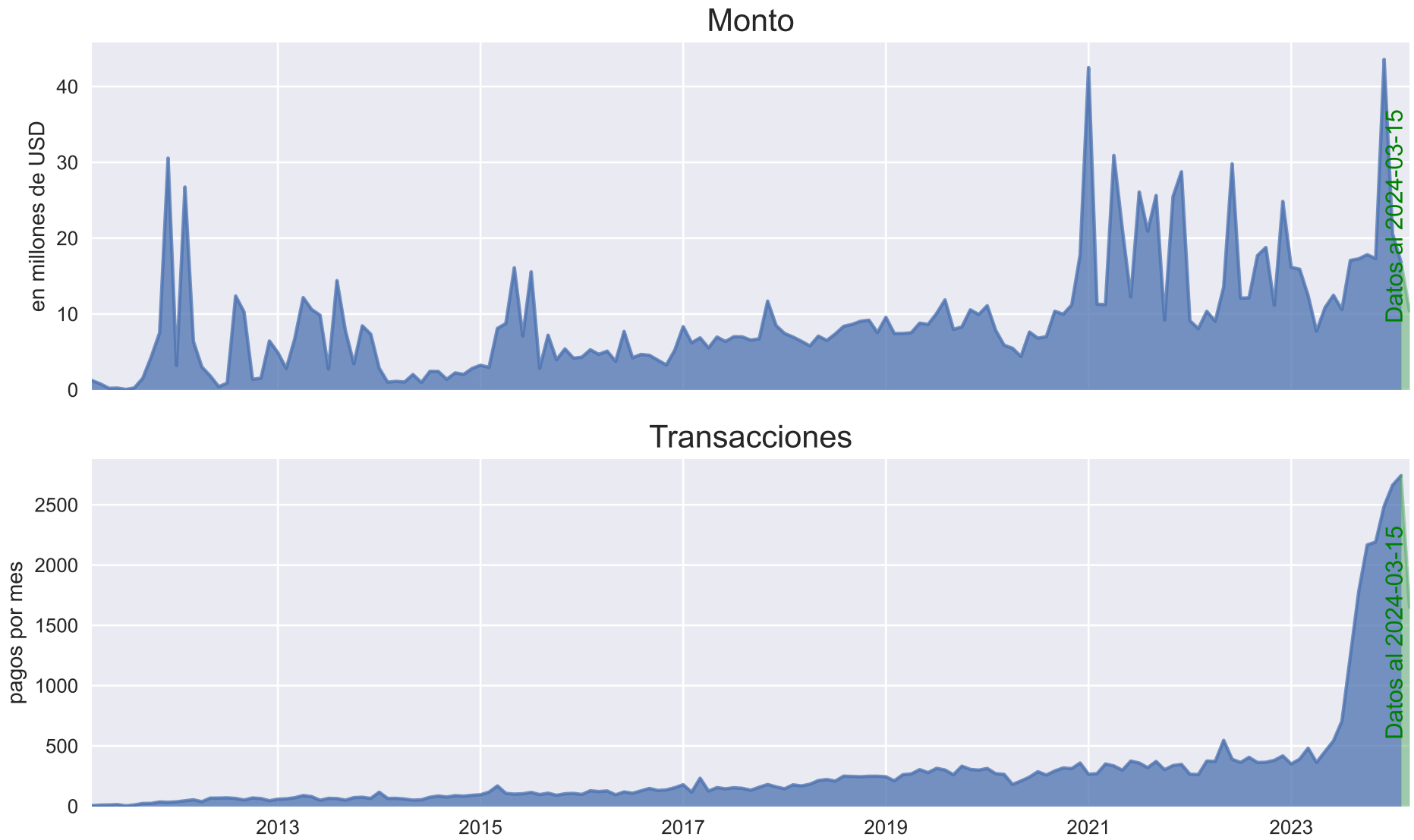


Origen
■ CRI ■ DOM ■ GTM ■ HND ■ NIC ■ SLV

Parte III

**Pagos realizados del 3 de marzo de 2011 al 15 de marzo de
2024**

Figura 7: SIPA: Monto y número de transacciones
Del 3 de marzo de 2011 al 15 de marzo de 2024 , por mes



Cuadro 6: SIPA: Operaciones y montos, mensual y acumulado

Año	Mes	Monto (USD)		Variación %		Transacciones		Variación %		
		Total	Acumulado	interanual	mensual	Total	Acumulado	interanual	mensual	
2011	3	1,219,338.79	1,219,338.79			5	5			
	4	769,528.14	1,988,866.93		-36.89	9	14		80.00	
	5	193,925.10	2,182,792.03		-74.80	10	24		11.11	
	6	227,127.97	2,409,920.00		17.12	13	37		30.00	
	7	48,517.70	2,458,437.70		-78.64	3	40		-76.92	
	8	240,993.62	2,699,431.32		396.71	10	50		233.33	
	9	1,515,103.35	4,214,534.67		528.69	22	72		120.00	
	10	4,325,545.51	8,540,080.18		185.50	23	95		4.55	
	11	7,522,873.94	16,062,954.12		73.92	35	130		52.17	
	12	30,559,640.32	46,622,594.44		306.22	32	162		-8.57	
	2012	1	3,184,988.56	49,807,583.00		-89.58	36	198		12.50
		2	26,745,195.16	76,552,778.16		739.73	45	243		25.00
3		6,382,971.45	82,935,749.61	423.48	-76.13	53	296	960.00	17.78	
4		3,011,833.38	85,947,582.99	291.39	-52.81	37	333	311.11	-30.19	
5		1,821,936.91	87,769,519.90	839.51	-39.51	67	400	570.00	81.08	
6		409,690.12	88,179,210.02	80.38	-77.51	67	467	415.38	0.00	
7		883,371.91	89,062,581.93	1,720.72	115.62	69	536	2,200.00	2.99	
8		12,380,296.96	101,442,878.89	5,037.19	1,301.48	64	600	540.00	-7.25	
9		10,248,855.11	111,691,734.00	576.45	-17.22	51	651	131.82	-20.31	
10		1,395,271.06	113,087,005.06	-67.74	-86.39	68	719	195.65	33.33	
11		1,525,409.41	114,612,414.47	-79.72	9.33	63	782	80.00	-7.35	
12		6,437,071.70	121,049,486.17	-78.94	321.99	45	827	40.62	-28.57	
2013	1	4,903,734.24	125,953,220.41	53.96	-23.82	58	885	61.11	28.89	
	2	2,806,750.74	128,759,971.15	-89.51	-42.76	61	946	35.56	5.17	
	3	6,735,020.32	135,494,991.47	5.52	139.96	70	1016	32.08	14.75	
	4	12,163,552.17	147,658,543.64	303.86	80.60	88	1104	137.84	25.71	
	5	10,596,178.20	158,254,721.84	481.59	-12.89	79	1183	17.91	-10.23	
	6	9,837,920.71	168,092,642.55	2,301.31	-7.16	49	1232	-26.87	-37.97	
	7	2,722,362.18	170,815,004.73	208.18	-72.33	65	1297	-5.80	32.65	
	8	14,398,680.82	185,213,685.55	16.30	428.90	63	1360	-1.56	-3.08	
	9	7,809,244.36	193,022,929.91	-23.80	-45.76	50	1410	-1.96	-20.63	
	10	3,412,549.55	196,435,479.46	144.58	-56.30	71	1481	4.41	42.00	
	11	8,437,473.83	204,872,953.29	453.13	147.25	74	1555	17.46	4.23	

Continued on next page

Año	Mes	Monto (USD)				Transacciones			
		Total	Acumulado	interanual	mensual	Total	Acumulado	interanual	mensual
	12	7,334,080.28	212,207,033.57	13.94	-13.08	64	1619	42.22	-13.51
2014	1	2,849,117.59	215,056,151.16	-41.90	-61.15	116	1735	100.00	81.25
	2	1,004,007.28	216,060,158.44	-64.23	-64.76	64	1799	4.92	-44.83
	3	1,115,477.28	217,175,635.72	-83.44	11.10	65	1864	-7.14	1.56
	4	1,024,616.65	218,200,252.37	-91.58	-8.15	59	1923	-32.95	-9.23
	5	2,018,432.32	220,218,684.69	-80.95	96.99	50	1973	-36.71	-15.25
	6	956,129.18	221,174,813.87	-90.28	-52.63	53	2026	8.16	6.00
	7	2,428,430.94	223,603,244.81	-10.80	153.99	74	2100	13.85	39.62
	8	2,420,730.76	226,023,975.57	-83.19	-0.32	84	2184	33.33	13.51
	9	1,384,410.65	227,408,386.22	-82.27	-42.81	76	2260	52.00	-9.52
	10	2,233,524.41	229,641,910.63	-34.55	61.33	87	2347	22.54	14.47
	11	2,030,952.39	231,672,863.02	-75.93	-9.07	83	2430	12.16	-4.60
	12	2,811,495.31	234,484,358.33	-61.67	38.43	90	2520	40.62	8.43
2015	1	3,241,659.54	237,726,017.87	13.78	15.30	95	2615	-18.10	5.56
	2	2,953,381.12	240,679,398.99	194.16	-8.89	116	2731	81.25	22.11
	3	8,097,583.03	248,776,982.02	625.93	174.18	168	2899	158.46	44.83
	4	8,744,473.50	257,521,455.52	753.44	7.99	106	3005	79.66	-36.90
	5	16,096,751.59	273,618,207.11	697.49	84.08	100	3105	100.00	-5.66
	6	7,069,228.35	280,687,435.46	639.36	-56.08	103	3208	94.34	3.00
	7	15,559,904.64	296,247,340.10	540.74	120.11	114	3322	54.05	10.68
	8	2,831,601.37	299,078,941.47	16.97	-81.80	96	3418	14.29	-15.79
	9	7,204,888.14	306,283,829.61	420.43	154.45	108	3526	42.11	12.50
	10	3,964,331.46	310,248,161.07	77.49	-44.98	90	3616	3.45	-16.67
	11	5,393,814.83	315,641,975.90	165.58	36.06	103	3719	24.10	14.44
	12	4,173,576.48	319,815,552.38	48.45	-22.62	106	3825	17.78	2.91
2016	1	4,300,036.53	324,115,588.91	32.65	3.03	97	3922	2.11	-8.49
	2	5,283,627.68	329,399,216.59	78.90	22.87	128	4050	10.34	31.96
	3	4,671,464.35	334,070,680.94	-42.31	-11.59	121	4171	-27.98	-5.47
	4	5,099,072.13	339,169,753.07	-41.69	9.15	126	4297	18.87	4.13
	5	3,744,480.89	342,914,233.96	-76.74	-26.57	94	4391	-6.00	-25.40
	6	7,699,402.68	350,613,636.64	8.91	105.62	118	4509	14.56	25.53
	7	4,221,549.65	354,835,186.29	-72.87	-45.17	107	4616	-6.14	-9.32
	8	4,666,727.51	359,501,913.80	64.81	10.55	127	4743	32.29	18.69
	9	4,545,949.95	364,047,863.75	-36.90	-2.59	147	4890	36.11	15.75
	10	3,913,620.33	367,961,484.08	-1.28	-13.91	130	5020	44.44	-11.56

Continued on next page

Año	Mes	Monto (USD)				Transacciones			
		Total	Acumulado	interanual	mensual	Total	Acumulado	interanual	mensual
	11	3,271,270.21	371,232,754.29	-39.35	-16.41	135	5155	31.07	3.85
	12	5,227,378.86	376,460,133.15	25.25	59.80	153	5308	44.34	13.33
2017	1	8,335,187.97	384,795,321.12	93.84	59.45	178	5486	83.51	16.34
	2	6,195,824.26	390,991,145.38	17.26	-25.67	116	5602	-9.38	-34.83
	3	6,857,285.48	397,848,430.86	46.79	10.68	232	5834	91.74	100.00
	4	5,521,958.44	403,370,389.30	8.29	-19.47	125	5959	-0.79	-46.12
	5	6,963,614.23	410,334,003.53	85.97	26.11	154	6113	63.83	23.20
	6	6,367,654.69	416,701,658.22	-17.30	-8.56	144	6257	22.03	-6.49
	7	7,002,167.12	423,703,825.34	65.87	9.96	153	6410	42.99	6.25
	8	6,978,827.11	430,682,652.45	49.54	-0.33	148	6558	16.54	-3.27
	9	6,550,395.70	437,233,048.15	44.09	-6.14	132	6690	-10.20	-10.81
	10	6,719,532.44	443,952,580.59	71.70	2.58	157	6847	20.77	18.94
	11	11,697,867.52	455,650,448.11	257.59	74.09	180	7027	33.33	14.65
	12	8,478,632.53	464,129,080.64	62.20	-27.52	160	7187	4.58	-11.11
2018	1	7,431,360.47	471,560,441.11	-10.84	-12.35	144	7331	-19.10	-10.00
	2	6,963,537.83	478,523,978.94	12.39	-6.30	177	7508	52.59	22.92
	3	6,404,822.62	484,928,801.56	-6.60	-8.02	168	7676	-27.59	-5.08
	4	5,779,748.52	490,708,550.08	4.67	-9.76	182	7858	45.60	8.33
	5	7,081,763.06	497,790,313.14	1.70	22.53	212	8070	37.66	16.48
	6	6,503,075.55	504,293,388.69	2.13	-8.17	221	8291	53.47	4.25
	7	7,360,669.77	511,654,058.46	5.12	13.19	208	8499	35.95	-5.88
	8	8,368,600.31	520,022,658.77	19.91	13.69	249	8748	68.24	19.71
	9	8,627,648.69	528,650,307.46	31.71	3.10	246	8994	86.36	-1.20
	10	9,043,954.92	537,694,262.38	34.59	4.83	244	9238	55.41	-0.81
	11	9,178,380.57	546,872,642.95	-21.54	1.49	248	9486	37.78	1.64
	12	7,537,036.62	554,409,679.57	-11.11	-17.88	248	9734	55.00	0.00
2019	1	9,562,831.69	563,972,511.26	28.68	26.88	244	9978	69.44	-1.61
	2	7,420,404.35	571,392,915.61	6.56	-22.40	210	10188	18.64	-13.93
	3	7,427,716.54	578,820,632.15	15.97	0.10	261	10449	55.36	24.29
	4	7,519,105.18	586,339,737.33	30.09	1.23	267	10716	46.70	2.30
	5	8,793,222.91	595,132,960.24	24.17	16.95	303	11019	42.92	13.48
	6	8,622,567.91	603,755,528.15	32.59	-1.94	278	11297	25.79	-8.25
	7	10,061,594.25	613,817,122.40	36.69	16.69	314	11611	50.96	12.95
	8	11,862,425.37	625,679,547.77	41.75	17.90	300	11911	20.48	-4.46
	9	7,969,452.72	633,649,000.49	-7.63	-32.82	261	12172	6.10	-13.00

Continued on next page

Año	Mes	Monto (USD)				Transacciones			
		Total	Acumulado	interanual	mensual	Total	Acumulado	interanual	mensual
	10	8,290,713.04	641,939,713.53	-8.33	4.03	332	12504	36.07	27.20
	11	10,548,278.92	652,487,992.45	14.93	27.23	305	12809	22.98	-8.13
	12	9,930,123.09	662,418,115.54	31.75	-5.86	299	13108	20.56	-1.97
2020	1	11,092,622.25	673,510,737.79	16.00	11.71	313	13421	28.28	4.68
	2	7,842,999.63	681,353,737.42	5.70	-29.30	269	13690	28.10	-14.06
	3	5,877,938.58	687,231,676.00	-20.86	-25.05	264	13954	1.15	-1.86
	4	5,473,484.74	692,705,160.74	-27.21	-6.88	180	14134	-32.58	-31.82
	5	4,389,265.91	697,094,426.65	-50.08	-19.81	209	14343	-31.02	16.11
	6	7,614,545.18	704,708,971.83	-11.69	73.48	241	14584	-13.31	15.31
	7	6,805,099.54	711,514,071.37	-32.37	-10.63	286	14870	-8.92	18.67
	8	7,011,626.12	718,525,697.49	-40.89	3.03	258	15128	-14.00	-9.79
	9	10,358,215.15	728,883,912.64	29.97	47.73	292	15420	11.88	13.18
	10	9,964,650.81	738,848,563.45	20.19	-3.80	317	15737	-4.52	8.56
	11	11,177,559.55	750,026,123.00	5.97	12.17	311	16048	1.97	-1.89
	12	17,770,284.48	767,796,407.48	78.95	58.98	358	16406	19.73	15.11
2021	1	42,503,862.70	810,300,270.18	283.17	139.19	265	16671	-15.34	-25.98
	2	11,280,316.61	821,580,586.79	43.83	-73.46	269	16940	0.00	1.51
	3	11,233,964.93	832,814,551.72	91.12	-0.41	350	17290	32.58	30.11
	4	30,912,457.63	863,727,009.35	464.77	175.17	334	17624	85.56	-4.57
	5	21,199,019.90	884,926,029.25	382.97	-31.42	298	17922	42.58	-10.78
	6	12,247,006.54	897,173,035.79	60.84	-42.23	374	18296	55.19	25.50
	7	26,092,925.58	923,265,961.37	283.43	113.06	358	18654	25.17	-4.28
	8	20,904,720.60	944,170,681.97	198.14	-19.88	319	18973	23.64	-10.89
	9	25,629,718.27	969,800,400.24	147.43	22.60	371	19344	27.05	16.30
	10	9,196,638.71	978,997,038.95	-7.71	-64.12	302	19646	-4.73	-18.60
	11	25,482,300.91	1,004,479,339.86	127.98	177.08	337	19983	8.36	11.59
	12	28,759,610.28	1,033,238,950.14	61.84	12.86	346	20329	-3.35	2.67
2022	1	9,106,728.85	1,042,345,678.99	-78.57	-68.34	265	20594	0.00	-23.41
	2	8,063,605.91	1,050,409,284.90	-28.52	-11.45	262	20856	-2.60	-1.13
	3	10,352,802.32	1,060,762,087.22	-7.84	28.39	374	21230	6.86	42.75
	4	9,040,210.65	1,069,802,297.87	-70.76	-12.68	371	21601	11.08	-0.80
	5	13,565,721.70	1,083,368,019.57	-36.01	50.06	546	22147	83.22	47.17
	6	29,807,798.28	1,113,175,817.85	143.39	119.73	389	22536	4.01	-28.75
	7	12,086,451.82	1,125,262,269.67	-53.68	-59.45	362	22898	1.12	-6.94
	8	12,121,250.15	1,137,383,519.82	-42.02	0.29	405	23303	26.96	11.88

Continued on next page

Año	Mes	Monto (USD)				Transacciones			
		Total	Acumulado	interanual	mensual	Total	Acumulado	interanual	mensual
	9	17,700,893.65	1,155,084,413.47	-30.94	46.03	362	23665	-2.43	-10.62
	10	18,768,409.37	1,173,852,822.84	104.08	6.03	364	24029	20.53	0.55
	11	11,143,397.28	1,184,996,220.12	-56.27	-40.63	380	24409	12.76	4.40
	12	24,850,833.06	1,209,847,053.18	-13.59	123.01	417	24826	20.52	9.74
2023	1	16,146,141.22	1,225,993,194.40	77.30	-35.03	350	25176	32.08	-16.07
	2	15,902,249.83	1,241,895,444.23	97.21	-1.51	390	25566	48.85	11.43
	3	12,416,254.25	1,254,311,698.48	19.93	-21.92	481	26047	28.61	23.33
	4	7,718,268.11	1,262,029,966.59	-14.62	-37.84	362	26409	-2.43	-24.74
	5	10,833,140.50	1,272,863,107.09	-20.14	40.36	453	26862	-17.03	25.14
	6	12,467,483.44	1,285,330,590.53	-58.17	15.09	541	27403	39.07	19.43
	7	10,568,655.86	1,295,899,246.39	-12.56	-15.23	705	28108	94.75	30.31
	8	17,064,557.72	1,312,963,804.11	40.78	61.46	1248	29356	208.15	77.02
	9	17,276,339.79	1,330,240,143.90	-2.40	1.24	1784	31140	392.82	42.95
	10	17,817,489.98	1,348,057,633.88	-5.07	3.13	2167	33307	495.33	21.47
	11	17,301,391.81	1,365,359,025.69	55.26	-2.90	2191	35498	476.58	1.11
	12	43,581,219.20	1,408,940,244.89	75.37	151.89	2489	37987	496.88	13.60
2024	1	20,567,415.36	1,429,507,660.25	27.38	-52.81	2662	40649	660.57	6.95
	2	16,831,034.82	1,446,338,695.07	5.84	-18.17	2741	43390	602.82	2.97
	3	10,405,143.02	1,456,743,838.09			1651	45041		

Cuadro 7: SIPA: Montos y número de transacciones Acumulado del 3 de marzo de 2011 al 15 de marzo de 2024 Por país de origen vs destino

—país de origen (fila) vs país de destino (columna)—

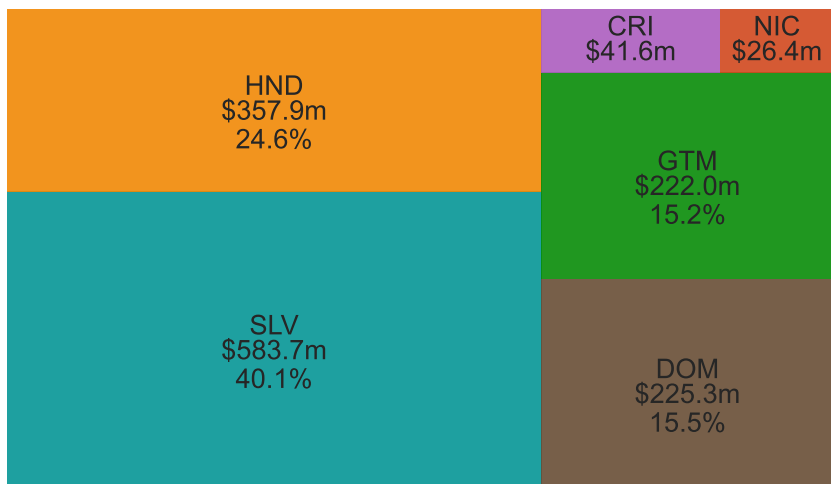
Credito Debito	CRI	DOM	GTM	HND	NIC	SLV	Total
Monto en USD							
CRI	0.00	73,593.11	9,947,889.98	123,782.40	30,396,404.22	1,034,734.03	41,576,403.74
DOM	5,000.00	0.00	190,203,075.28	17,090,467.30	15,546,358.13	2,442,682.58	225,287,583.29
GTM	27.00	41,940.00	0.00	1,253,281.51	1,204,570.95	219,516,997.20	222,016,816.66
HND	34,583.89	770,417.50	152,378,774.87	0.00	9,587,461.43	195,085,810.91	357,857,048.60
NIC	20,396.64	26,947.00	16,173,002.82	6,355,914.29	0.00	3,779,183.29	26,355,444.04
SLV	349,655.77	1,066,241.23	378,958,331.10	176,260,870.67	27,015,442.99	0.00	583,650,541.76
Total	409,663.30	1,979,138.84	747,661,074.05	201,084,316.17	83,750,237.72	421,859,408.01	1,456,743,838.09
Número de transacciones							
CRI	0	141	651	28	579	136	1535
DOM	1	0	10745	2308	2582	317	15953
GTM	9	14	0	51	187	230	491
HND	5	81	4791	0	1208	571	6656
NIC	2	15	1133	452	0	297	1899
SLV	231	443	12125	2888	2820	0	18507
Total	248	694	29445	5727	7376	1551	45041

Cuadro 8: SIPA: Montos enviados y recibidos por cada país (miles de USD)

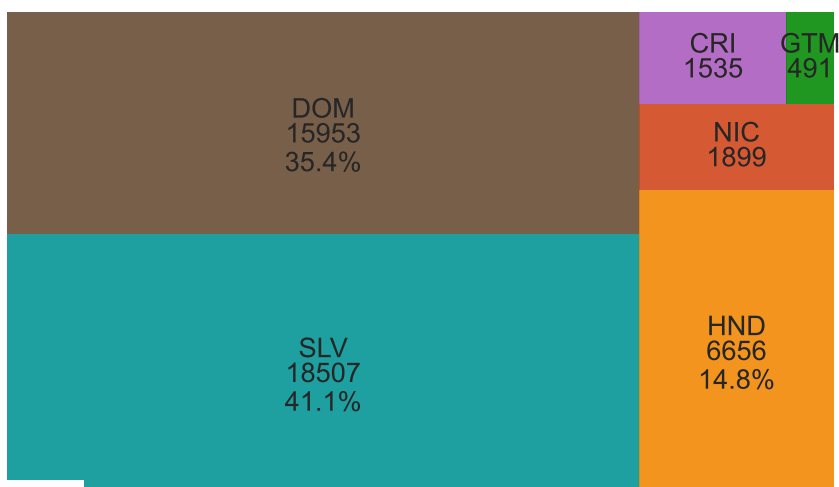
Año	Recibidos						Enviados						Total
	CRI	DOM	GTM	HND	NIC	SLV	CRI	DOM	GTM	HND	NIC	SLV	Total
2011	0.0	172.0	1,472.6	734.4	23.8	44,219.7	0.0	75.5	43,825.0	1,546.1	1,176.1	0.0	46,622.6
2012	0.0	66.2	8,693.1	74.3	224.0	65,369.2	0.0	257.1	64,546.9	9,558.9	50.9	13.1	74,426.9
2013	0.0	72.1	8,963.2	708.1	261.6	81,152.5	0.0	95.1	64,455.1	25,120.2	1,456.4	30.8	91,157.5
2014	0.0	47.6	14,920.7	493.6	1,201.1	5,614.3	0.0	114.1	1,183.4	10,657.4	1,083.2	9,239.2	22,277.3
2015	0.0	18.1	40,282.1	116.6	1,539.6	43,374.8	0.0	131.5	42,068.7	14,456.5	982.0	27,692.5	85,331.2
2016	0.0	17.0	51,530.7	58.9	649.2	4,388.9	0.0	2,536.6	3,498.5	11,401.9	1,037.3	38,170.3	56,644.6
2017	0.0	25.9	83,807.9	645.7	1,880.1	1,309.3	0.0	4,770.0	183.8	16,955.3	691.2	65,068.6	87,668.9
2018	0.0	55.6	81,844.3	3,134.3	2,926.5	2,319.9	0.0	15,967.0	479.0	10,864.0	4,449.7	58,520.9	90,280.6
2019	0.0	28.7	91,063.3	8,698.3	7,224.4	993.8	2,830.7	19,776.0	612.9	12,623.2	1,698.2	70,467.5	108,008.4
2020	20.4	20.0	71,316.3	7,850.9	8,280.6	17,890.1	5,803.3	21,050.8	22.1	30,321.3	1,384.4	46,796.5	105,378.3
2021	0.0	81.1	82,254.0	62,064.5	7,949.1	113,093.8	7,347.7	39,674.9	518.4	133,376.4	3,658.9	80,866.2	265,442.5
2022	0.0	171.1	88,813.3	54,369.8	6,467.0	26,787.0	6,524.9	56,968.2	339.6	47,713.4	4,100.7	60,961.4	176,608.1
2023	264.5	771.7	96,044.9	57,587.5	30,511.9	13,912.9	13,589.7	54,494.6	44.3	30,066.3	3,795.0	97,103.3	199,093.2
2024	124.8	432.1	26,654.8	4,547.4	14,611.4	1,433.1	5,480.2	9,376.2	239.2	3,196.2	791.5	28,720.2	47,803.6
Total	409.7	1,979.1	747,661.1	201,084.3	83,750.2	421,859.4	41,576.4	225,287.6	222,016.8	357,857.0	26,355.4	583,650.5	1,456,743.8

Figura 8: SIPA: Distribución de los montos y número de transacciones Acumulado del 3 de marzo de 2011 al 15 de marzo de 2024 Por país de origen y de destino

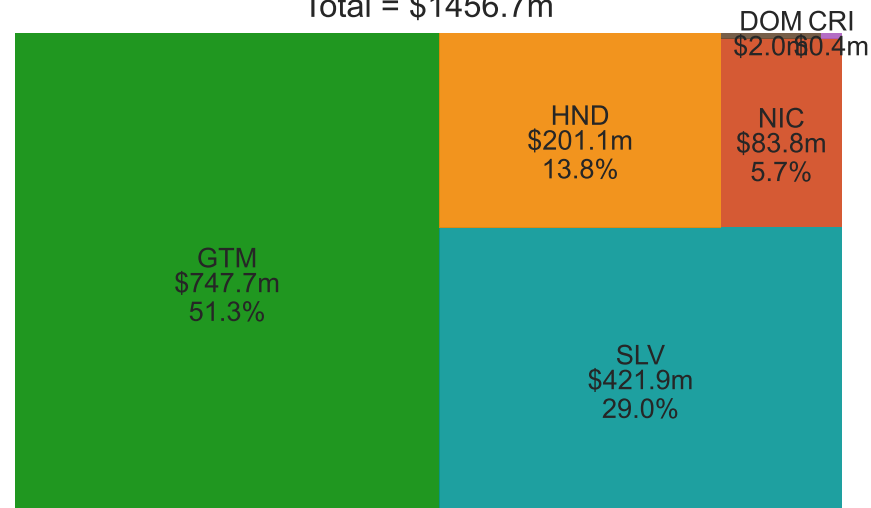
SIPA: Monto enviado por cada país
Total = \$1456.7m



SIPA: Transacciones enviadas por cada país
Total = 45041



SIPA: Monto recibido por cada país
Total = \$1456.7m



SIPA: Transacciones recibidas por cada país
Total = 45041

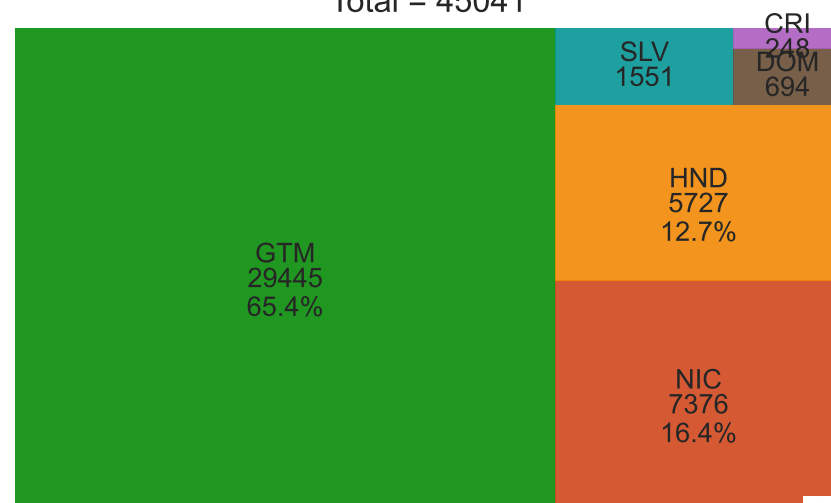


Figura 9: SIPA: Flujos de pagos predominantes
Acumulado del 3 de marzo de 2011 al 15 de marzo de 2024
Por países de origen→destino

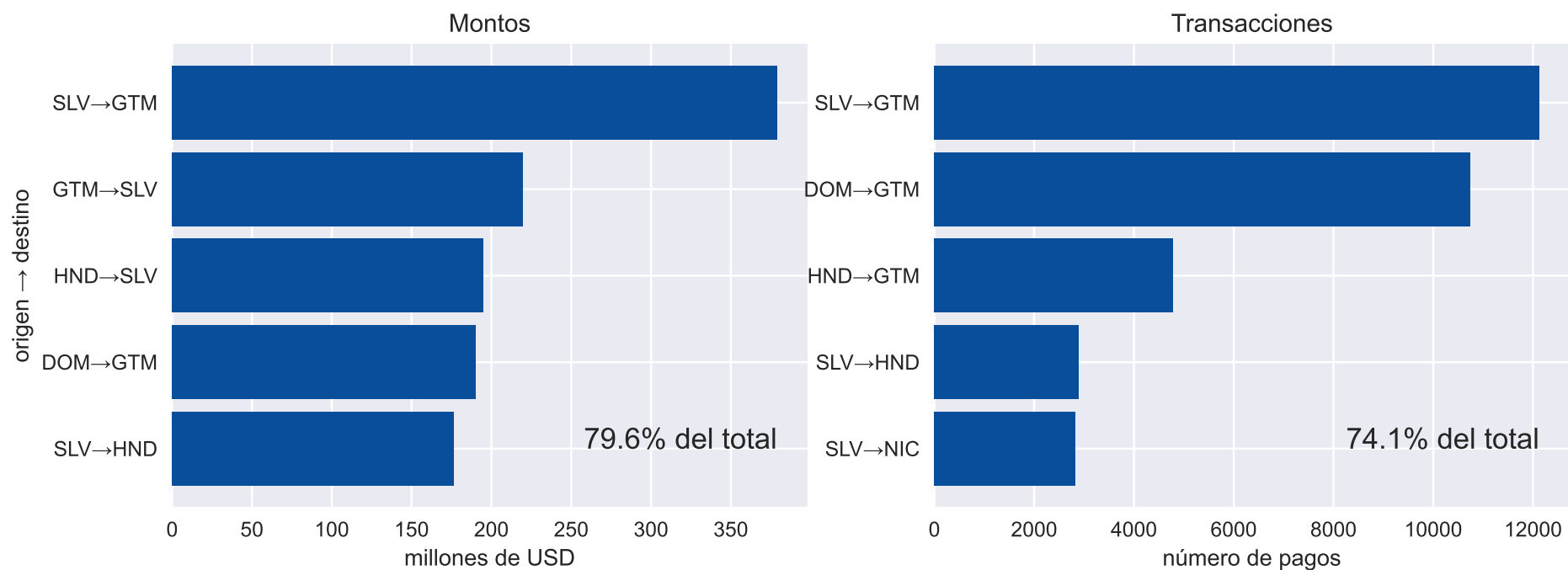
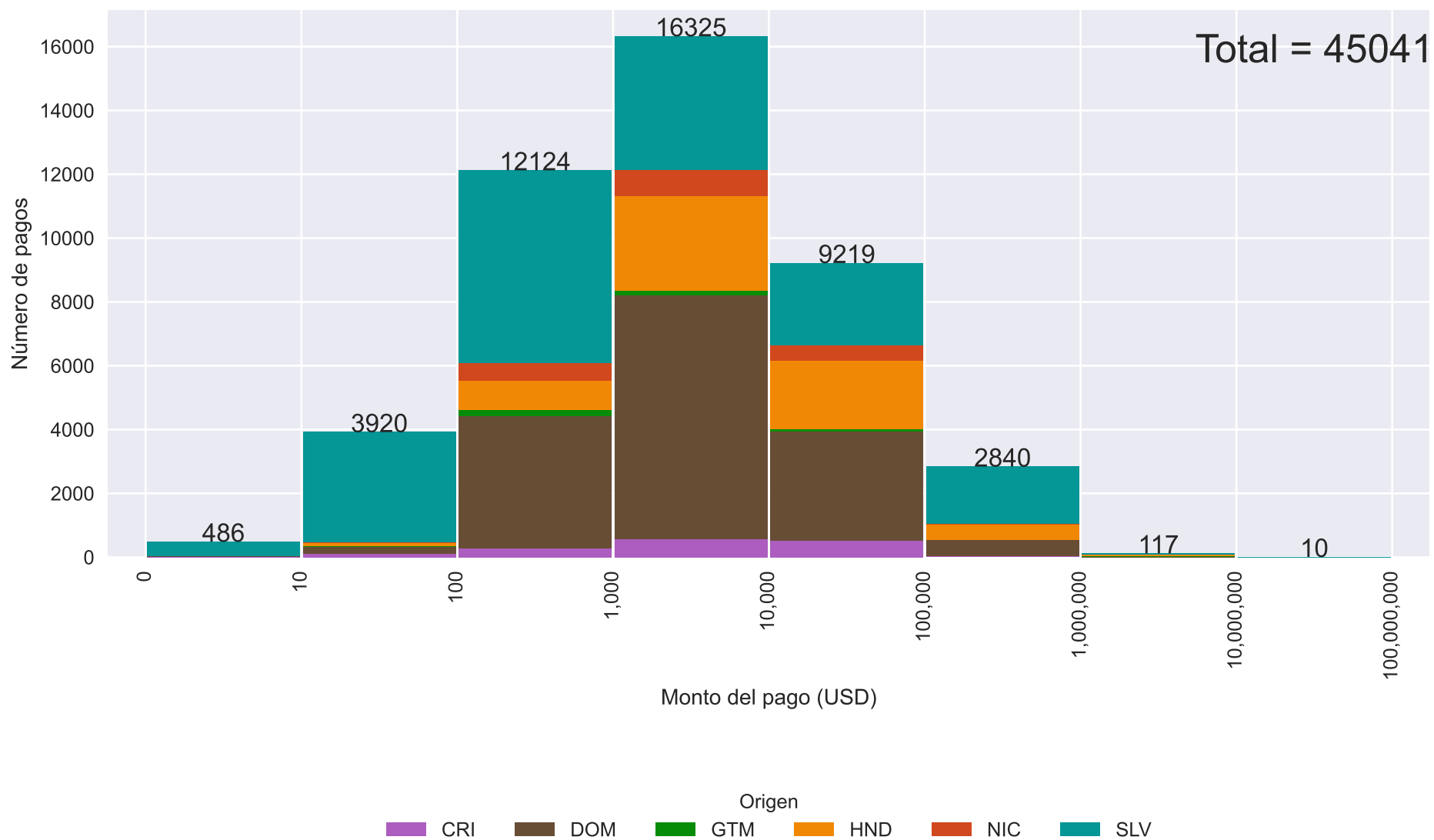


Figura 10: SIPA: Distribución de los pagos
Acumulado del 3 de marzo de 2011 al 15 de marzo de 2024
Por monto del pago y país de origen



Cuadro 9: SIPA: Número de pagos enviados y recibidos por cada país

Año	Recibidos						Enviados						Total
	CRI	DOM	GTM	HND	NIC	SLV	CRI	DOM	GTM	HND	NIC	SLV	
2011	0	9	84	8	15	46	0	28	52	67	15	0	162
2012	0	18	534	20	52	41	0	124	65	466	8	2	665
2013	0	23	554	52	100	63	0	86	53	494	158	1	792
2014	0	14	670	30	124	63	0	92	24	488	169	128	901
2015	0	3	905	27	243	127	0	96	48	736	123	302	1305
2016	0	2	1209	19	147	106	0	272	41	554	167	449	1483
2017	0	3	1381	76	319	100	0	751	65	591	130	342	1879
2018	0	10	1701	251	424	161	0	1389	50	507	144	457	2547
2019	0	8	2331	357	546	132	33	1971	35	519	174	642	3374
2020	6	9	2269	439	462	113	96	1978	12	407	142	663	3298
2021	0	26	2594	696	502	105	237	2410	12	476	221	567	3923
2022	0	15	2752	920	713	97	272	2857	10	684	202	472	4497
2023	142	305	7958	2048	2437	271	604	3230	14	542	215	8556	13161
2024	100	249	4503	784	1292	126	293	669	10	125	31	5926	7054
Total	248	694	29445	5727	7376	1551	1535	15953	491	6656	1899	18507	45041

Parte IV

Devoluciones

Cuadro 10: SIPA: Devoluciones

Año	Mes	Monto (USD)			Transacciones		
		Devuelto	Pagado	% devuelto	Devuelto	Pagado	% devuelto
2015	2	6,533.94	2,953,381.12	0.22	3	116	2.59
	3	98,314.48	8,097,583.03	1.21	3	168	1.79
	4	32,272.00	8,744,473.50	0.37	4	106	3.77
	5	0.00	16,096,751.59	0.00	0	100	0.00
	6	1,133.00	7,069,228.35	0.02	4	103	3.88
	7	34,565.48	15,559,904.64	0.22	5	114	4.39
	8	0.00	2,831,601.37	0.00	0	96	0.00
	9	36,538.26	7,204,888.14	0.51	2	108	1.85
	10	0.00	3,964,331.46	0.00	0	90	0.00
	11	3,579.00	5,393,814.83	0.07	1	103	0.97
	12	27,485.00	4,173,576.48	0.66	3	106	2.83
	2016	1	21,344.36	4,300,036.53	0.50	1	97
2		21,518.04	5,283,627.68	0.41	1	128	0.78
3		19,040.00	4,671,464.35	0.41	3	121	2.48
4		18,147.90	5,099,072.13	0.36	1	126	0.79
5		23,275.20	3,744,480.89	0.62	3	94	3.19
6		9,414.00	7,699,402.68	0.12	4	118	3.39
7		17,848.72	4,221,549.65	0.42	4	107	3.74
8		109,042.50	4,666,727.51	2.34	2	127	1.57
9		3,000.00	4,545,949.95	0.07	1	147	0.68
10		6,845.00	3,913,620.33	0.17	1	130	0.77
11		3,097.22	3,271,270.21	0.09	3	135	2.22
12		6,830.00	5,227,378.86	0.13	2	153	1.31
2017	1	0.00	8,335,187.97	0.00	0	178	0.00
	2	0.00	6,195,824.26	0.00	0	116	0.00
	3	82,198.75	6,857,285.48	1.20	9	232	3.88
	4	4,025.00	5,521,958.44	0.07	2	125	1.60
	5	4,290.00	6,963,614.23	0.06	2	154	1.30
	6	14,610.90	6,367,654.69	0.23	4	144	2.78
	7	23,205.13	7,002,167.12	0.33	6	153	3.92
	8	6,830.00	6,978,827.11	0.10	4	148	2.70
	9	11,690.00	6,550,395.70	0.18	4	132	3.03
	10	54,404.00	6,719,532.44	0.81	5	157	3.18

Continued on next page

Año	Mes	Monto			Número de pagos		
		Devuelto	Pagado	% devuelto	Devuelto	Pagado	% devuelto
	11	91,868.08	11,697,867.52	0.79	3	180	1.67
	12	72,990.00	8,478,632.53	0.86	4	160	2.50
2018	1	5,095.00	7,431,360.47	0.07	2	144	1.39
	2	59,503.30	6,963,537.83	0.85	6	177	3.39
	3	14,318.05	6,404,822.62	0.22	7	168	4.17
	4	134,849.57	5,779,748.52	2.33	21	182	11.54
	5	82,981.00	7,081,763.06	1.17	11	212	5.19
	6	35,715.11	6,503,075.55	0.55	8	221	3.62
	7	36,116.94	7,360,669.77	0.49	9	208	4.33
	8	27,428.57	8,368,600.31	0.33	10	249	4.02
	9	3,195.00	8,627,648.69	0.04	2	246	0.81
	10	6,221.00	9,043,954.92	0.07	2	244	0.82
	11	16,506.32	9,178,380.57	0.18	4	248	1.61
	12	65,030.67	7,537,036.62	0.86	6	248	2.42
2019	1	39,883.95	9,562,831.69	0.42	3	244	1.23
	2	200,644.98	7,420,404.35	2.70	7	210	3.33
	3	3,152.96	7,427,716.54	0.04	3	261	1.15
	4	205,927.91	7,519,105.18	2.74	6	267	2.25
	5	142,150.80	8,793,222.91	1.62	8	303	2.64
	6	4,160.00	8,622,567.91	0.05	3	278	1.08
	7	33,699.33	10,061,594.25	0.33	7	314	2.23
	8	31,703.61	11,862,425.37	0.27	10	300	3.33
	9	75,161.12	7,969,452.72	0.94	4	261	1.53
	10	13,133.00	8,290,713.04	0.16	6	332	1.81
	11	12,580.62	10,548,278.92	0.12	6	305	1.97
	12	23,360.00	9,930,123.09	0.24	7	299	2.34
2020	1	236,397.50	11,092,622.25	2.13	5	313	1.60
	2	22,732.00	7,842,999.63	0.29	12	269	4.46
	3	76,820.81	5,877,938.58	1.31	9	264	3.41
	4	3,941.43	5,473,484.74	0.07	1	180	0.56
	5	490.00	4,389,265.91	0.01	3	209	1.44
	6	89,770.94	7,614,545.18	1.18	10	241	4.15
	7	34,154.00	6,805,099.54	0.50	6	286	2.10
	8	80,910.76	7,011,626.12	1.15	10	258	3.88
	9	65,531.40	10,358,215.15	0.63	5	292	1.71

Continued on next page

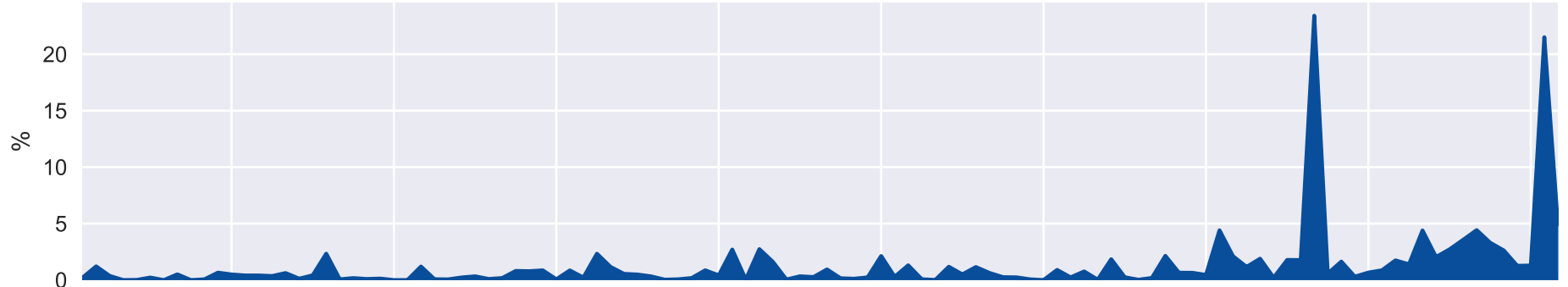
Año	Mes	Monto			Número de pagos		
		Devuelto	Pagado	% devuelto	Devuelto	Pagado	% devuelto
	10	25,659.73	9,964,650.81	0.26	7	317	2.21
	11	26,910.00	11,177,559.55	0.24	4	311	1.29
	12	11,683.57	17,770,284.48	0.07	10	358	2.79
2021	1	472.91	42,503,862.70	0.00	1	265	0.38
	2	101,331.58	11,280,316.61	0.90	7	269	2.60
	3	26,975.24	11,233,964.93	0.24	6	350	1.71
	4	236,580.83	30,912,457.63	0.77	25	334	7.49
	5	7,821.41	21,199,019.90	0.04	5	298	1.68
	6	226,077.00	12,247,006.54	1.85	5	374	1.34
	7	64,828.80	26,092,925.58	0.25	7	358	1.96
	8	6,519.64	20,904,720.60	0.03	2	319	0.63
	9	47,414.43	25,629,718.27	0.18	7	371	1.89
	10	197,237.20	9,196,638.71	2.14	27	302	8.94
	11	166,263.57	25,482,300.91	0.65	13	337	3.86
	12	184,770.06	28,759,610.28	0.64	11	346	3.18
2022	1	41,642.10	9,106,728.85	0.46	12	265	4.53
	2	355,313.83	8,063,605.91	4.41	10	262	3.82
	3	218,345.88	10,352,802.32	2.11	24	374	6.42
	4	105,370.70	9,040,210.65	1.17	19	371	5.12
	5	256,946.89	13,565,721.70	1.89	25	546	4.58
	6	63,214.39	29,807,798.28	0.21	20	389	5.14
	7	215,640.05	12,086,451.82	1.78	21	362	5.80
	8	214,488.92	12,121,250.15	1.77	19	405	4.69
	9	4,144,275.33	17,700,893.65	23.41	16	362	4.42
	10	107,732.61	18,768,409.37	0.57	16	364	4.40
	11	182,255.10	11,143,397.28	1.64	11	380	2.89
	12	74,658.95	24,850,833.06	0.30	6	417	1.44
2023	1	107,172.37	16,146,141.22	0.66	9	350	2.57
	2	137,667.72	15,902,249.83	0.87	9	390	2.31
	3	216,361.10	12,416,254.25	1.74	20	481	4.16
	4	107,791.43	7,718,268.11	1.40	17	362	4.70
	5	476,103.13	10,833,140.50	4.39	31	453	6.84
	6	254,611.22	12,467,483.44	2.04	53	541	9.80
	7	287,613.13	10,568,655.86	2.72	61	705	8.65
	8	608,027.80	17,064,557.72	3.56	171	1248	13.70

Continued on next page

Año	Mes	Monto			Número de pagos		
		Devuelto	Pagado	% devuelto	Devuelto	Pagado	% devuelto
	9	764,102.57	17,276,339.79	4.42	242	1784	13.57
	10	588,545.50	17,817,489.98	3.30	223	2167	10.29
	11	454,510.57	17,301,391.81	2.63	188	2191	8.58
	12	550,149.02	43,581,219.20	1.26	186	2489	7.47
2024	1	264,759.48	20,567,415.36	1.29	203	2662	7.63
	2	3,620,042.56	16,831,034.82	21.51	220	2741	8.03
	3	512,842.16	10,405,143.02	4.93	142	1651	8.60

Figura 11: SIPA: Devoluciones

Porcentaje de montos devueltos



Porcentaje de pagos devueltos



Cuadro 11: SIPA: Detalle de devoluciones

Fecha valor	Debito	Credito	Monto
2024-01-02	CRI	SLV	1.00
2024-01-02	CRI	SLV	10.00
2024-01-02	CRI	SLV	10.00
2024-01-02	GTM	SLV	20.00
2024-01-02	NIC	SLV	8.00
2024-01-02	NIC	SLV	816.00
2024-01-02	DOM	SLV	5.00
2024-01-03	CRI	SLV	388.00
2024-01-03	CRI	SLV	110.74
2024-01-03	GTM	SLV	358.00
2024-01-03	GTM	DOM	90.00
2024-01-03	DOM	SLV	5.00
2024-01-04	CRI	SLV	500.00
2024-01-04	CRI	SLV	15.00
2024-01-04	CRI	SLV	300.00
2024-01-04	GTM	SLV	150.00
2024-01-04	GTM	SLV	300.00
2024-01-04	GTM	SLV	20.00
2024-01-05	CRI	SLV	50.00
2024-01-05	CRI	SLV	100.00
2024-01-05	GTM	SLV	20.00
2024-01-05	GTM	SLV	449.89
2024-01-05	GTM	SLV	80.00
2024-01-05	GTM	SLV	2,000.00
2024-01-05	GTM	SLV	90.00
2024-01-05	NIC	SLV	212.48
2024-01-08	CRI	SLV	500.00
2024-01-08	CRI	SLV	5.00
2024-01-08	CRI	SLV	50.00
2024-01-08	GTM	SLV	880.00
2024-01-08	GTM	SLV	600.00
2024-01-09	CRI	SLV	113.00
2024-01-09	CRI	SLV	700.00
	:	:	:

Fecha valor	Débito	Crédito	Monto
:	:	:	:
2024-01-09	GTM	SLV	400.00
2024-01-09	GTM	SLV	198.87
2024-01-09	GTM	SLV	28.00
2024-01-09	GTM	SLV	30.00
2024-01-09	GTM	SLV	750.00
2024-01-09	GTM	SLV	90.00
2024-01-09	GTM	DOM	2,000.00
2024-01-09	HND	SLV	450.00
2024-01-09	HND	SLV	20.00
2024-01-09	HND	SLV	60.00
2024-01-10	CRI	SLV	5.00
2024-01-10	CRI	SLV	200.00
2024-01-10	CRI	SLV	25.00
2024-01-10	CRI	SLV	20.00
2024-01-10	CRI	SLV	2.00
2024-01-10	CRI	SLV	255.00
2024-01-10	GTM	SLV	3,479.89
2024-01-10	GTM	SLV	105.00
2024-01-10	GTM	SLV	162.00
2024-01-11	CRI	SLV	50.00
2024-01-11	CRI	SLV	5.00
2024-01-11	GTM	SLV	20.00
2024-01-11	GTM	SLV	235.00
2024-01-11	GTM	SLV	485.00
2024-01-11	GTM	SLV	2,500.00
2024-01-11	GTM	SLV	269.00
2024-01-11	GTM	SLV	0.01
2024-01-11	GTM	SLV	180.00
2024-01-11	GTM	HND	480.00
2024-01-12	CRI	SLV	800.00
2024-01-12	GTM	SLV	3,060.00
2024-01-12	GTM	SLV	6.60
2024-01-12	GTM	SLV	35.00
2024-01-12	DOM	SLV	100.00
2024-01-15	GTM	SLV	10.00
2024-01-15	GTM	SLV	1,000.00
2024-01-15	GTM	SLV	250.00
2024-01-15	GTM	SLV	3.50
	:	:	:

Fecha valor	Débito	Crédito	Monto
:	:	:	:
2024-01-15	DOM	CRI	200.00
2024-01-16	CRI	SLV	1,000.00
2024-01-16	CRI	SLV	50.00
2024-01-16	CRI	SLV	113.00
2024-01-16	CRI	SLV	3,000.00
2024-01-16	CRI	SLV	800.00
2024-01-16	CRI	SLV	100.00
2024-01-16	CRI	SLV	73.75
2024-01-16	CRI	SLV	200.00
2024-01-16	GTM	SLV	50.00
2024-01-16	GTM	SLV	90.00
2024-01-16	GTM	SLV	1,595.00
2024-01-16	GTM	SLV	91.53
2024-01-16	GTM	SLV	50.00
2024-01-16	GTM	SLV	1,530.00
2024-01-16	GTM	SLV	25.00
2024-01-16	HND	SLV	12.00
2024-01-17	CRI	SLV	850.00
2024-01-17	GTM	SLV	1.69
2024-01-17	GTM	SLV	936.77
2024-01-17	GTM	SLV	3,060.00
2024-01-17	GTM	SLV	1,493.47
2024-01-17	GTM	SLV	35.00
2024-01-17	HND	SLV	12.00
2024-01-17	HND	SLV	5.00
2024-01-17	NIC	SLV	40.00
2024-01-18	CRI	SLV	850.00
2024-01-18	CRI	SLV	1,300.00
2024-01-18	CRI	SLV	4,500.00
2024-01-18	CRI	SLV	56.50
2024-01-18	GTM	SLV	100.00
2024-01-18	GTM	SLV	650.00
2024-01-18	GTM	SLV	40.00
2024-01-18	GTM	SLV	1,513.69
2024-01-18	GTM	SLV	12.80
2024-01-18	GTM	SLV	35.50
2024-01-18	GTM	SLV	20.00
2024-01-18	NIC	SLV	48.00
	:	:	:



Fecha valor	Débito	Crédito	Monto
⋮	⋮	⋮	⋮
2024-01-18	DOM	SLV	50.00
2024-01-19	CRI	SLV	55,000.00
2024-01-19	CRI	SLV	600.00
2024-01-19	CRI	SLV	867.00
2024-01-19	CRI	SLV	32.00
2024-01-19	CRI	SLV	1.00
2024-01-19	CRI	SLV	25.00
2024-01-19	CRI	SLV	100.00
2024-01-19	GTM	SLV	40.00
2024-01-19	GTM	SLV	15.00
2024-01-19	GTM	SLV	5,000.00
2024-01-19	HND	SLV	874.00
2024-01-22	CRI	SLV	20.00
2024-01-22	CRI	SLV	1,355.00
2024-01-22	CRI	SLV	300.00
2024-01-22	GTM	SLV	650.00
2024-01-22	GTM	SLV	1,720.00
2024-01-22	GTM	SLV	875.00
2024-01-22	GTM	SLV	1,150.00
2024-01-22	GTM	SLV	2,000.00
2024-01-22	GTM	SLV	15.00
2024-01-22	GTM	SLV	485.00
2024-01-22	GTM	SLV	12,719.98
2024-01-22	GTM	SLV	180.00
2024-01-22	GTM	SLV	1,120.00
2024-01-22	GTM	SLV	1.00
2024-01-22	GTM	SLV	1,000.00
2024-01-22	GTM	DOM	10,000.00
2024-01-22	GTM	DOM	1,042.00
2024-01-22	NIC	SLV	10,000.00
2024-01-23	CRI	SLV	600.00
2024-01-23	CRI	SLV	1,142.42
2024-01-23	GTM	SLV	233.00
2024-01-23	GTM	SLV	875.00
2024-01-23	GTM	SLV	550.00
2024-01-23	GTM	SLV	168.00
2024-01-23	GTM	SLV	34,612.15
2024-01-23	GTM	DOM	16,975.00
⋮	⋮	⋮	⋮

Fecha valor	Débito	Crédito	Monto
⋮	⋮	⋮	⋮
2024-01-23	NIC	SLV	20.00
2024-01-24	CRI	SLV	600.00
2024-01-24	CRI	SLV	90.00
2024-01-24	CRI	SLV	700.00
2024-01-24	CRI	SLV	927.00
2024-01-24	CRI	SLV	32.00
2024-01-24	CRI	SLV	584.00
2024-01-24	GTM	SLV	12,719.98
2024-01-24	GTM	SLV	185.00
2024-01-24	GTM	SLV	5.00
2024-01-24	HND	SLV	150.00
2024-01-25	CRI	SLV	585.00
2024-01-25	GTM	SLV	335.00
2024-01-25	GTM	DOM	6,599.36
2024-01-25	HND	SLV	129.00
2024-01-25	NIC	SLV	20.00
2024-01-26	CRI	SLV	890.00
2024-01-26	GTM	SLV	1,000.00
2024-01-26	GTM	SLV	40.00
2024-01-26	GTM	SLV	1,580.70
2024-01-26	GTM	SLV	925.00
2024-01-26	GTM	DOM	3,205.00
2024-01-26	HND	SLV	34.60
2024-01-30	CRI	SLV	195.00
2024-01-30	CRI	SLV	90.00
2024-01-30	CRI	SLV	2,500.00
2024-01-30	CRI	SLV	1,355.00
2024-01-30	CRI	SLV	200.00
2024-01-30	CRI	SLV	50.00
2024-01-30	GTM	SLV	1,120.00
2024-01-30	GTM	SLV	100.00
2024-01-30	GTM	SLV	10.00
2024-01-30	GTM	SLV	50.00
2024-01-30	GTM	SLV	13.00
2024-01-30	GTM	SLV	2,500.00
2024-01-30	HND	SLV	75.00
2024-01-30	HND	SLV	400.00
⋮	⋮	⋮	⋮

Fecha valor	Débito	Crédito	Monto
⋮	⋮	⋮	⋮
2024-01-30	DOM	CRI	150.00
2024-01-30	DOM	SLV	4.00
2024-01-31	CRI	SLV	25.00
2024-01-31	CRI	SLV	1,000.00
2024-01-31	CRI	SLV	5,000.00
2024-01-31	CRI	SLV	25.00
2024-01-31	CRI	SLV	2.00
2024-01-31	CRI	SLV	19.61
2024-01-31	CRI	SLV	25.00
2024-01-31	CRI	SLV	25.00
2024-01-31	GTM	SLV	250.00
2024-01-31	GTM	SLV	3,000.00
2024-01-31	GTM	SLV	500.00
2024-01-31	GTM	SLV	7.56
2024-01-31	GTM	SLV	54.00
2024-01-31	GTM	SLV	100.00
2024-01-31	GTM	HND	480.00
2024-01-31	NIC	SLV	20.00
2024-01-31	NIC	SLV	20.00
2024-02-01	GTM	SLV	9,716.90
2024-02-01	GTM	SLV	12,719.98
2024-02-01	GTM	SLV	27.60
2024-02-01	GTM	SLV	100.00
2024-02-01	GTM	SLV	600.00
2024-02-01	GTM	NIC	666.50
2024-02-01	GTM	DOM	24,983.75
2024-02-01	GTM	DOM	86,832.00
2024-02-02	CRI	SLV	23.00
2024-02-02	CRI	SLV	615.00
2024-02-02	CRI	SLV	169.00
2024-02-02	CRI	SLV	800.00
2024-02-02	CRI	SLV	615.00
2024-02-02	GTM	SLV	650.00
2024-02-02	DOM	SLV	50.00
2024-02-05	CRI	SLV	169.00
2024-02-05	CRI	SLV	400.00
2024-02-05	GTM	SLV	550.00
2024-02-05	GTM	SLV	633.71
2024-02-05	GTM	DOM	1,042.00
⋮	⋮	⋮	⋮



Fecha valor	Débito	Crédito	Monto
⋮	⋮	⋮	⋮
2024-02-05	GTM	DOM	1,855.50
2024-02-05	HND	SLV	1,333.00
2024-02-06	CRI	SLV	45.00
2024-02-06	CRI	SLV	110.00
2024-02-06	GTM	SLV	30.00
2024-02-06	GTM	SLV	1,040.00
2024-02-06	GTM	SLV	19.41
2024-02-06	GTM	DOM	6,526.00
2024-02-06	GTM	DOM	10,000.00
2024-02-06	HND	SLV	221.00
2024-02-06	NIC	SLV	50.00
2024-02-07	CRI	SLV	250.00
2024-02-07	CRI	NIC	1,808.00
2024-02-07	GTM	SLV	107.00
2024-02-07	GTM	SLV	70.00
2024-02-07	GTM	SLV	300.00
2024-02-07	GTM	SLV	200.00
2024-02-07	GTM	SLV	12,719.98
2024-02-07	GTM	SLV	485.00
2024-02-07	GTM	SLV	422.72
2024-02-07	GTM	SLV	150.00
2024-02-07	GTM	SLV	2,000.00
2024-02-07	GTM	DOM	571.50
2024-02-07	NIC	SLV	120.00
2024-02-07	NIC	SLV	98.87
2024-02-08	CRI	SLV	100.00
2024-02-08	CRI	SLV	1,000.00
2024-02-08	GTM	SLV	70.00
2024-02-08	GTM	SLV	9,716.90
2024-02-08	GTM	SLV	1,300,000.00
2024-02-08	GTM	SLV	100.00
2024-02-08	GTM	SLV	50.00
2024-02-08	HND	SLV	25.00
2024-02-08	HND	SLV	129.00
2024-02-09	CRI	SLV	97.00
2024-02-09	CRI	SLV	98.00
2024-02-09	GTM	SLV	400.00
2024-02-09	GTM	SLV	300.00
⋮	⋮	⋮	⋮

Fecha valor	Débito	Crédito	Monto
⋮	⋮	⋮	⋮
2024-02-09	GTM	SLV	64.00
2024-02-09	GTM	SLV	12.80
2024-02-09	HND	SLV	90.00
2024-02-12	CRI	SLV	19.61
2024-02-12	CRI	SLV	23.75
2024-02-12	CRI	SLV	100.00
2024-02-12	CRI	SLV	40.00
2024-02-12	GTM	SLV	100.00
2024-02-12	GTM	SLV	315.00
2024-02-12	GTM	SLV	2,000.00
2024-02-12	GTM	SLV	100.00
2024-02-13	GTM	SLV	4,000.00
2024-02-13	GTM	SLV	45.00
2024-02-13	GTM	SLV	10.00
2024-02-13	GTM	SLV	50.00
2024-02-13	GTM	SLV	358.00
2024-02-13	GTM	HND	5,345.00
2024-02-14	CRI	SLV	500.00
2024-02-14	CRI	SLV	500.00
2024-02-14	CRI	SLV	19.50
2024-02-14	SLV	CRI	1,945.00
2024-02-14	GTM	SLV	115.00
2024-02-14	GTM	SLV	1,188.91
2024-02-14	GTM	SLV	125.00
2024-02-14	GTM	SLV	46.00
2024-02-14	GTM	SLV	128.00
2024-02-14	GTM	SLV	12.50
2024-02-14	GTM	SLV	1.00
2024-02-14	NIC	SLV	50.00
2024-02-15	GTM	SLV	300.00
2024-02-15	GTM	SLV	6.00
2024-02-15	GTM	SLV	205.00
2024-02-15	GTM	SLV	500,000.00
2024-02-15	GTM	SLV	1,300,000.00
2024-02-15	GTM	SLV	25.00
2024-02-15	GTM	SLV	5.00
2024-02-15	GTM	SLV	1,900.00
2024-02-15	GTM	SLV	2,450.00
⋮	⋮	⋮	⋮

Fecha valor	Débito	Crédito	Monto
⋮	⋮	⋮	⋮
2024-02-15	GTM	SLV	775.00
2024-02-15	GTM	SLV	40,200.00
2024-02-15	GTM	SLV	55.00
2024-02-16	CRI	SLV	25.00
2024-02-16	GTM	SLV	750.00
2024-02-16	GTM	SLV	1,025.09
2024-02-16	NIC	SLV	1,250.00
2024-02-19	GTM	SLV	764.50
2024-02-19	GTM	SLV	50.00
2024-02-19	GTM	SLV	100.00
2024-02-19	GTM	SLV	775.00
2024-02-19	GTM	SLV	1,900.00
2024-02-19	HND	SLV	40.00
2024-02-19	NIC	SLV	140.00
2024-02-19	NIC	SLV	150.00
2024-02-19	NIC	SLV	150.00
2024-02-20	CRI	SLV	5.00
2024-02-20	CRI	SLV	5.00
2024-02-20	CRI	SLV	10.00
2024-02-20	CRI	SLV	40.00
2024-02-20	CRI	SLV	3,255.00
2024-02-20	CRI	SLV	200.00
2024-02-20	CRI	SLV	150.00
2024-02-20	CRI	SLV	100.00
2024-02-20	GTM	SLV	2,000.00
2024-02-20	GTM	SLV	2,000.00
2024-02-20	GTM	SLV	1,000.00
2024-02-20	GTM	SLV	2,500.00
2024-02-20	GTM	SLV	2,000.00
2024-02-20	GTM	SLV	1,000.00
2024-02-20	GTM	SLV	800.00
2024-02-20	GTM	SLV	2,090.00
2024-02-20	GTM	SLV	1,500.00
2024-02-20	GTM	SLV	141.00
2024-02-20	GTM	SLV	335.25
2024-02-20	GTM	SLV	1,000.00
2024-02-20	GTM	SLV	2,000.00
2024-02-20	GTM	SLV	2,000.00
⋮	⋮	⋮	⋮



Fecha valor	Débito	Crédito	Monto
⋮	⋮	⋮	⋮
2024-02-20	GTM	SLV	355.00
2024-02-20	NIC	SLV	600.00
2024-02-21	CRI	SLV	5.00
2024-02-21	CRI	SLV	40.00
2024-02-21	CRI	SLV	150.00
2024-02-21	CRI	SLV	14,092.00
2024-02-21	CRI	SLV	5.00
2024-02-21	CRI	SLV	425.00
2024-02-21	GTM	SLV	1,250.00
2024-02-21	GTM	SLV	525.00
2024-02-21	GTM	SLV	188.00
2024-02-21	GTM	SLV	100.00
2024-02-21	GTM	SLV	800.00
2024-02-21	GTM	SLV	900.00
2024-02-21	GTM	SLV	418.00
2024-02-21	GTM	NIC	300.00
2024-02-21	HND	SLV	25.00
2024-02-22	CRI	SLV	5.00
2024-02-22	CRI	SLV	60.00
2024-02-22	CRI	SLV	5.00
2024-02-22	GTM	SLV	28.00
2024-02-22	GTM	SLV	300.00
2024-02-22	GTM	SLV	100.00
2024-02-22	GTM	SLV	270.00
2024-02-22	GTM	SLV	35.00
2024-02-22	GTM	SLV	3,000.00
2024-02-22	GTM	SLV	418.00
2024-02-22	NIC	SLV	38,480.00
2024-02-23	CRI	SLV	14,092.00
2024-02-23	CRI	SLV	14.00
2024-02-23	CRI	SLV	5.00
2024-02-23	GTM	SLV	750.00
2024-02-23	GTM	SLV	6,325.75
2024-02-23	GTM	SLV	200.00
2024-02-23	GTM	SLV	450.00
2024-02-23	GTM	SLV	150.00
2024-02-23	GTM	SLV	2,400.00
2024-02-23	HND	SLV	12,990.00
⋮	⋮	⋮	⋮

Fecha valor	Débito	Crédito	Monto
⋮	⋮	⋮	⋮
2024-02-26	CRI	SLV	100.00
2024-02-26	CRI	SLV	100.00
2024-02-26	CRI	SLV	32,969.63
2024-02-26	GTM	SLV	75.00
2024-02-26	GTM	SLV	307.38
2024-02-26	GTM	SLV	10,947.51
2024-02-26	GTM	SLV	900.00
2024-02-26	GTM	SLV	596.00
2024-02-26	GTM	SLV	24,000.00
2024-02-26	NIC	SLV	277.86
2024-02-28	CRI	SLV	331.63
2024-02-28	CRI	SLV	10.00
2024-02-28	CRI	SLV	200.00
2024-02-28	CRI	SLV	225.00
2024-02-28	CRI	SLV	1,071.00
2024-02-28	CRI	SLV	55.00
2024-02-28	CRI	SLV	55.00
2024-02-28	GTM	SLV	5,551.17
2024-02-28	GTM	SLV	33.00
2024-02-28	GTM	SLV	1,940.89
2024-02-28	GTM	SLV	969.13
2024-02-28	GTM	SLV	50.00
2024-02-28	GTM	SLV	470.00
2024-02-28	GTM	SLV	470.00
2024-02-28	GTM	SLV	614.49
2024-02-28	GTM	SLV	1,730.00
2024-02-28	GTM	SLV	100.00
2024-02-28	GTM	SLV	2,370.00
2024-02-28	GTM	SLV	650.00
2024-02-28	GTM	DOM	8,156.75
2024-02-28	NIC	SLV	120.00
2024-02-29	CRI	SLV	305.00
2024-02-29	GTM	SLV	786.00
2024-02-29	GTM	SLV	170.00
2024-02-29	GTM	SLV	55.00
2024-02-29	GTM	SLV	50.00
2024-02-29	GTM	SLV	225.00
2024-02-29	GTM	SLV	100.00
⋮	⋮	⋮	⋮

Fecha valor	Débito	Crédito	Monto
⋮	⋮	⋮	⋮
2024-02-29	GTM	SLV	4,000.00
2024-02-29	GTM	SLV	150.00
2024-02-29	GTM	SLV	18.00
2024-02-29	GTM	SLV	443.14
2024-02-29	GTM	SLV	25.00
2024-02-29	GTM	SLV	500.00
2024-02-29	GTM	HND	6,210.00
2024-02-29	GTM	DOM	16,975.00
2024-02-29	NIC	SLV	2,000.00
2024-02-29	NIC	SLV	3,870.00
2024-03-01	CRI	SLV	305.00
2024-03-01	GTM	SLV	1,940.89
2024-03-01	GTM	SLV	0.25
2024-03-01	GTM	SLV	0.25
2024-03-01	GTM	SLV	1,500.00
2024-03-01	GTM	SLV	200.00
2024-03-01	GTM	SLV	500.00
2024-03-01	GTM	SLV	140.00
2024-03-01	GTM	DOM	2,417.42
2024-03-01	GTM	DOM	95,028.67
2024-03-04	CRI	SLV	1,200.00
2024-03-04	CRI	SLV	55.00
2024-03-04	CRI	SLV	200.00
2024-03-04	CRI	SLV	220.00
2024-03-04	CRI	SLV	0.01
2024-03-04	GTM	SLV	50,000.00
2024-03-04	GTM	SLV	164.70
2024-03-04	GTM	SLV	461.14
2024-03-04	GTM	SLV	198.87
2024-03-04	GTM	SLV	125.00
2024-03-04	GTM	SLV	15,000.00
2024-03-04	GTM	SLV	50.00
2024-03-04	GTM	SLV	4,000.00
2024-03-04	GTM	SLV	990.75
2024-03-04	NIC	SLV	358.67
2024-03-05	CRI	SLV	247.42
2024-03-05	CRI	SLV	54.00
2024-03-05	CRI	SLV	250.00
⋮	⋮	⋮	⋮



Fecha valor	Débito	Crédito	Monto
⋮	⋮	⋮	⋮
2024-03-05	GTM	SLV	1,821.00
2024-03-05	GTM	SLV	2,000.00
2024-03-05	GTM	SLV	100.00
2024-03-05	GTM	SLV	1,000.00
2024-03-05	GTM	SLV	55.00
2024-03-05	GTM	SLV	2.00
2024-03-05	GTM	SLV	264.53
2024-03-05	GTM	SLV	100.00
2024-03-05	GTM	SLV	344.00
2024-03-05	GTM	SLV	94.00
2024-03-05	GTM	SLV	430.00
2024-03-05	GTM	SLV	300.00
2024-03-05	GTM	SLV	3,854.76
2024-03-05	GTM	SLV	40.00
2024-03-05	GTM	SLV	2,500.00
2024-03-05	GTM	SLV	500.00
2024-03-05	GTM	DOM	5,000.00
2024-03-05	GTM	DOM	43,637.00
2024-03-05	NIC	SLV	1,500.00
2024-03-05	NIC	SLV	10.00
2024-03-06	CRI	SLV	250.00
2024-03-06	GTM	SLV	114.00
2024-03-06	GTM	SLV	35.00
2024-03-06	GTM	SLV	236.67
2024-03-06	GTM	SLV	50.00
2024-03-06	GTM	SLV	1,300.00
2024-03-06	HND	SLV	1,500.00
2024-03-06	NIC	SLV	1,380.00
2024-03-07	GTM	SLV	4,000.00
2024-03-07	GTM	SLV	160.00
2024-03-07	GTM	SLV	100.00
2024-03-07	GTM	SLV	943.20
2024-03-07	GTM	SLV	500.00
2024-03-07	GTM	SLV	3,854.76
2024-03-07	GTM	DOM	593.07
2024-03-07	HND	SLV	206.00
2024-03-08	GTM	SLV	50.00
2024-03-08	GTM	SLV	1,000.00
⋮	⋮	⋮	⋮

Fecha valor	Débito	Crédito	Monto
⋮	⋮	⋮	⋮
2024-03-08	GTM	SLV	2,000.00
2024-03-08	GTM	SLV	500.00
2024-03-08	GTM	SLV	400.00
2024-03-08	GTM	SLV	350.00
2024-03-08	GTM	SLV	264.53
2024-03-08	GTM	SLV	395.00
2024-03-08	GTM	SLV	1,300.00
2024-03-08	GTM	SLV	100.00
2024-03-08	GTM	SLV	34.00
2024-03-08	GTM	DOM	5,000.00
2024-03-08	GTM	DOM	100.00
2024-03-08	GTM	DOM	17,624.50
2024-03-08	NIC	SLV	750.00
2024-03-11	CRI	SLV	1,682.34
2024-03-11	SLV	CRI	500.00
2024-03-11	GTM	SLV	273.39
2024-03-11	GTM	SLV	105.26
2024-03-11	GTM	SLV	328.94
2024-03-11	GTM	SLV	34,612.15
2024-03-11	GTM	SLV	1.00
2024-03-11	GTM	SLV	395.00
2024-03-11	GTM	SLV	100.00
2024-03-11	GTM	SLV	3,854.76
2024-03-11	GTM	SLV	500.00
2024-03-11	NIC	SLV	30.00
2024-03-12	GTM	SLV	618.00
2024-03-12	GTM	SLV	961.69
2024-03-12	GTM	SLV	649.56
2024-03-12	GTM	SLV	1,500.00
2024-03-12	GTM	SLV	55.00
2024-03-12	GTM	SLV	12,000.00
2024-03-12	GTM	SLV	136.00
2024-03-12	NIC	DOM	20,000.00
2024-03-13	CRI	SLV	750.00
2024-03-13	CRI	SLV	45.00
2024-03-13	GTM	SLV	3,000.00
2024-03-13	GTM	SLV	100.00
2024-03-13	GTM	SLV	62.25
⋮	⋮	⋮	⋮

Fecha valor	Débito	Crédito	Monto
⋮	⋮	⋮	⋮
2024-03-13	GTM	SLV	50.00
2024-03-13	GTM	SLV	50.00
2024-03-13	GTM	SLV	10.00
2024-03-13	GTM	SLV	7.00
2024-03-13	GTM	SLV	2,000.00
2024-03-13	GTM	SLV	395.00
2024-03-13	GTM	SLV	1,100.00
2024-03-13	GTM	DOM	17,624.50
2024-03-13	GTM	DOM	100.00
2024-03-13	HND	SLV	250.00
2024-03-13	HND	SLV	1.00
2024-03-13	NIC	SLV	15.00
2024-03-14	CRI	SLV	925.00
2024-03-14	GTM	SLV	500.00
2024-03-14	GTM	SLV	271.05
2024-03-14	GTM	SLV	75.00
2024-03-14	GTM	SLV	175.00
2024-03-14	GTM	SLV	35.00
2024-03-14	GTM	SLV	678.00
2024-03-14	GTM	SLV	75,000.00
2024-03-14	GTM	DOM	41,901.08
2024-03-15	CRI	SLV	1.00
2024-03-15	CRI	SLV	200.00
2024-03-15	CRI	SLV	100.00
2024-03-15	CRI	SLV	10.00
2024-03-15	CRI	SLV	40.00
2024-03-15	CRI	SLV	926.13
2024-03-15	GTM	SLV	618.00
2024-03-15	GTM	SLV	250.00
2024-03-15	GTM	SLV	269.00
2024-03-15	GTM	SLV	75.00
2024-03-15	GTM	SLV	1,553.00
2024-03-15	GTM	SLV	61.00
2024-03-15	GTM	SLV	55.00
2024-03-15	GTM	SLV	350.00
2024-03-15	GTM	DOM	300.00
2024-03-15	NIC	SLV	60.00
2024-03-15	NIC	SLV	300.00
⋮	⋮	⋮	⋮



Fecha valor	Débito	Crédito	Monto
:	:	:	:

FIN DEL REPORTE