



CONSEJO MONETARIO
CENTROAMERICANO

Secretaría Ejecutiva



Reporte Semanal del Sistema de Interconexión de Pagos (SIPA)

Semana del 8 al 12 de abril de 2024

Consejo Monetario Centroamericano
Elaborado: 24 de abril de 2024

<http://www.secmca.org/sipa/>

Resumen Ejecutivo

Semana del 8 al 12 de abril de 2024

Cuadro 1: Crecimiento en el uso del SIPA*

Monto	52.8%
Transacciones	647.2%

* crecimiento del acumulado de este año respecto al mismo período del año anterior

Cuadro 2: Resumen de operaciones efectuadas en SIPA*

	Pagos		Devoluciones	
	Monto	Transacciones	Monto	Transacciones
Esta semana	5,005,180.60	714	93,240.66	54
Este año	70,545,051.92	9960	5,089,091.35	754
Desde inicio	1,479,485,296.81	47947	19,701,381.24	2613

* cierre al 12 de abril de 2024

Índice general

I Pagos realizados en la semana del 8 al 12 de abril de 2024	7
II Pagos realizados del 1 de enero al 12 de abril de 2024	19
III Pagos realizados del 3 de marzo de 2011 al 12 de abril de 2024	24
IV Devoluciones	37

Comité Técnico de Sistemas de Pagos

Banco Central de Costa Rica	Francisco Carvajal Chavarría	carvajalcf@bccr.fi.cr
Banco Central de Reserva de El Salvador	Juan Alberto Hernández Arévalo	juan.hernandez@bcr.gob.sv
Banco de Guatemala	Jorge Vinicio Cáceres Dávila	jvcd@banguat.gob.gt
Banco Central de Honduras	Horacio Laínez	horacio.lainez@bch.hn
Banco Central de Nicaragua	Oknan Alfredo Bello Dinartes	obello@bcn.gob.ni
Banco Central de la República Dominicana	Ángel González Tejada	a.gonzalez@bancentral.gov.do
Secretaría Ejecutiva CMCA	Luis Ortiz Cevallos (coordinador)	lortiz@secmca.org

Formatos de cuenta IBAN

País	Formato	Ejemplo
Costa Rica	CR2!n4!n14!n	CR05 0152 0200 1026 2840 66
El Salvador	SV2!n4!a20!n	SV 62 CENR 00000000000000700025
Guatemala	GT2!n4!c20!c	GT82 TRAJ 0102 0000 0012 1002 9690
Honduras	HN2!n4!???????	aún no registrado
Nicaragua	NI2!n4!c20!n	NI91 BAMC 0112 0203 0000 0355 8124
República Dominicana	DO2!n4!c20!n	DO28 BAGR 0000 0001 2124 5361 1324

Direcciones de correo SIPA

Gestor Institucional SIPA	gisip@bancentral.gov.do
Banco Central de Costa Rica	SIPACR@bccr.fi.cr
Banco Central de Reserva de El Salvador	SIPSV@BCR.GOB.SV
Banco de Guatemala	SIPGT@banguat.gob.gt
Banco Central de Honduras	sip@bch.hn
Banco Central de Nicaragua	SIPNI@bcn.gob.ni
Banco Central de la República Dominicana	siprd@bancentral.gov.do
Secretaría Ejecutiva CMCA	sip@secmca.org



Últimos hechos relevantes

No hay hechos relevantes esta semana.

Próximos feriados

15 de abril de 2024: Costa Rica, Honduras

29 de abril de 2024: República Dominicana

01 de mayo de 2024: Costa Rica, Guatemala, Honduras, Nicaragua, El Salvador

10 de mayo de 2024: El Salvador

FERIADOS DE 2024

	ENE	FEB	MAR	ABR	MAY	JUN	JUL	AGO	SEP	OCT	NOV	DIC
CRI			28 • 29	15	1		29	2 • 15				25
DOM	29	27	28 • 29	29	30			16	24		4	25
GTM			28 • 29		1		1	15			1	25
HND			28 • 29	15	1					3 • 4		25
NIC			28 • 29		1		19					25
SLV			28 • 29		1 • 10	17						25
USA	15	19			27	19	4		2	14	28	25

Parte I

Pagos realizados en la semana del 8 al 12 de abril de 2024

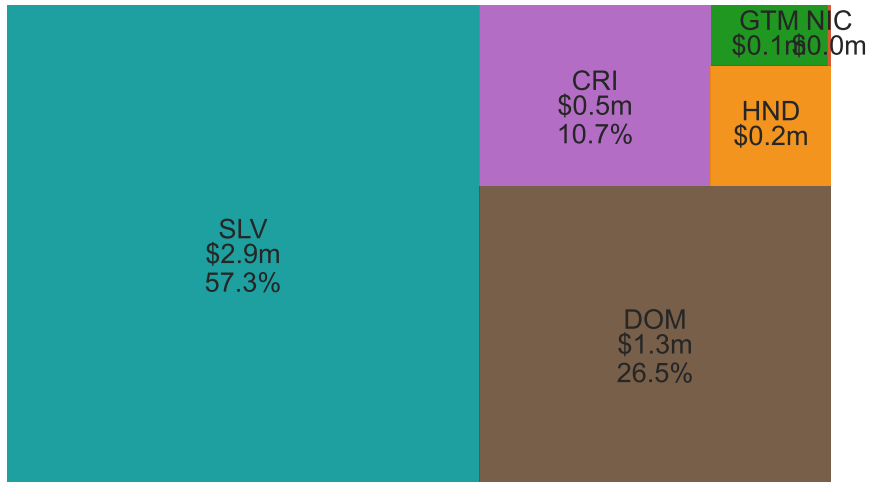
Cuadro 3: SIPA: Montos y número de transacciones Semana del 8 al 12 de abril de 2024 Por país de origen vs destino

—país de origen (fila) vs país de destino (columna)—


Credito Debito	CRI	DOM	GTM	HND	NIC	SLV	Total
Monto en USD							
CRI	0.00	90.00	9,072.35	0.00	515,900.00	8,085.00	533,147.35
DOM	0.00	0.00	1,158,681.44	109,634.23	39,385.40	19,833.14	1,327,534.21
GTM	0.00	0.00	0.00	0.00	0.00	89,904.95	89,904.95
HND	0.00	0.00	140,846.15	0.00	8,000.00	34,620.77	183,466.92
NIC	0.00	0.00	811.49	1,960.00	0.00	0.00	2,771.49
SLV	39,666.13	2,524.00	1,392,032.70	211,822.47	1,222,310.38	0.00	2,868,355.68
Total	39,666.13	2,614.00	2,701,444.13	323,416.70	1,785,595.78	152,443.86	5,005,180.60
Número de transacciones							
CRI	0	3	12	0	9	5	29
DOM	0	0	45	9	15	4	73
GTM	0	0	0	0	0	3	3
HND	0	0	2	0	1	5	8
NIC	0	0	2	2	0	0	4
SLV	12	15	399	84	87	0	597
Total	12	18	460	95	112	17	714

Figura 1: SIPA: Distribución de los montos y número de transacciones Semana del 8 al 12 de abril de 2024 Por país de origen y de destino

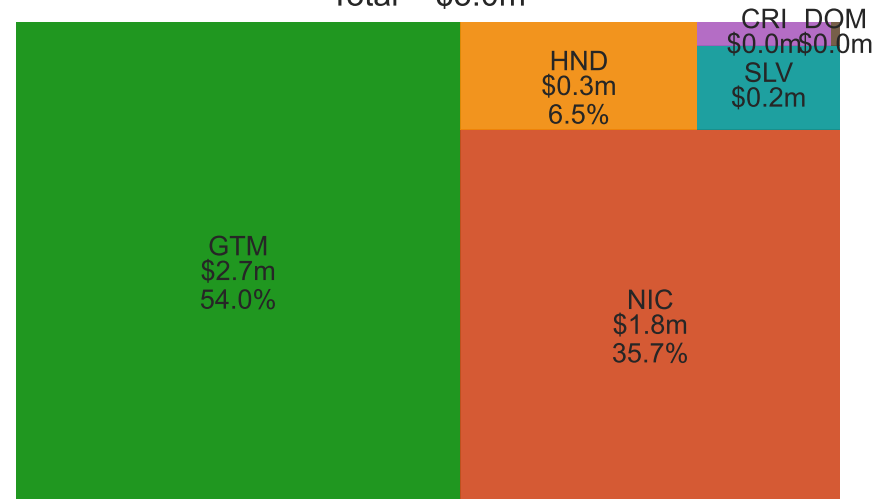
SIPA: Monto enviado por cada país
Total = \$5.0m



SIPA: Transacciones enviadas por cada país
Total = 714



SIPA: Monto recibido por cada país
Total = \$5.0m



SIPA: Transacciones recibidas por cada país
Total = 714

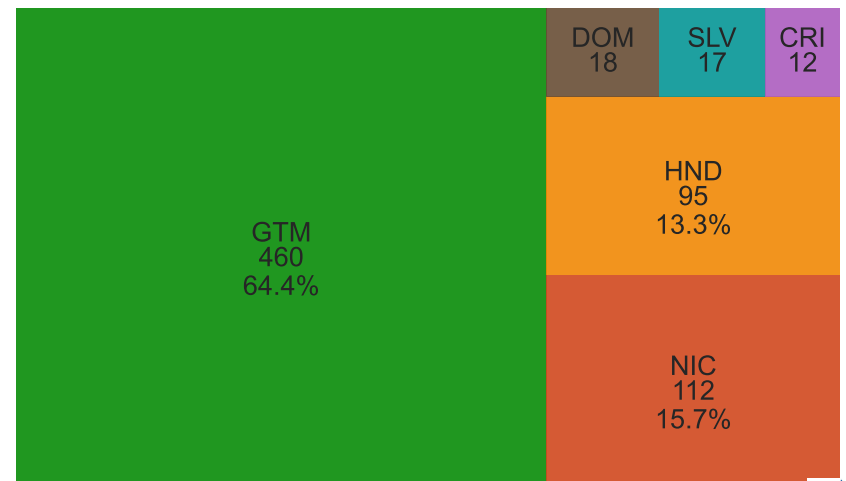
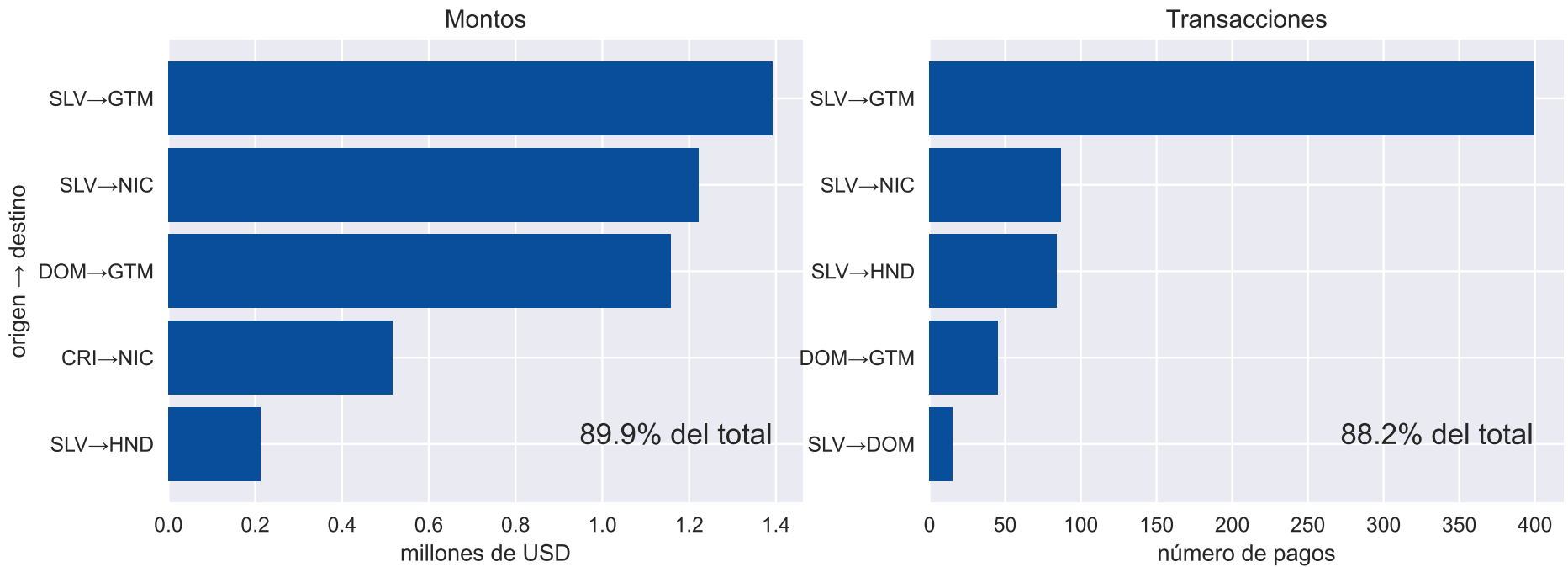
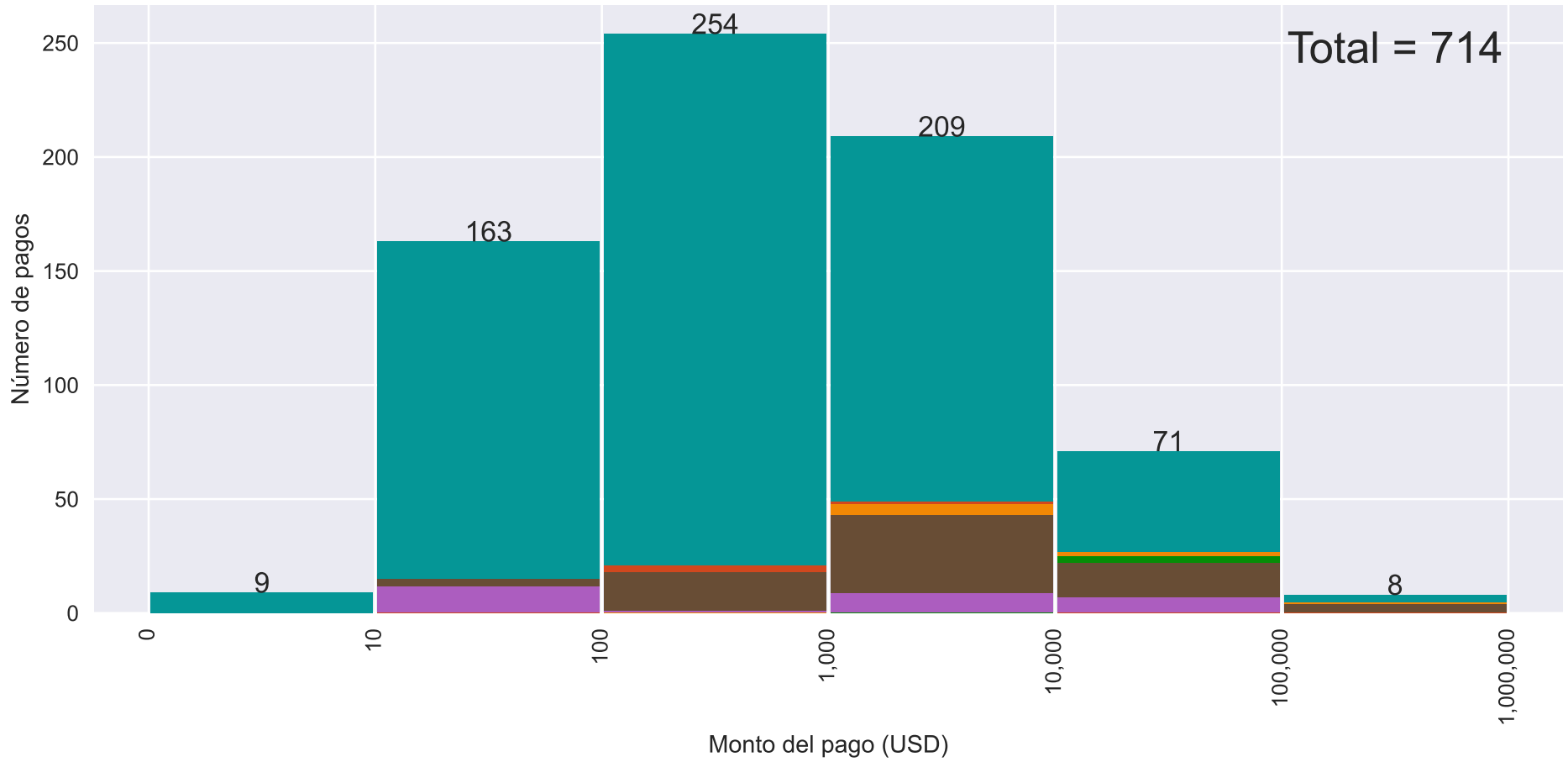


Figura 2: SIPA: Flujos de pagos predominantes
Semana del 8 al 12 de abril de 2024
Por países de origen→destino



**Figura 3: SIPA: Distribución de los pagos
Semana del 8 al 12 de abril de 2024
Por monto del pago y país de origen**



Origen
■ CRI ■ DOM ■ GTM ■ HND ■ NIC ■ SLV



Cuadro 4: SIPA: Operaciones de 8 al 12 de abril de 2024

Fecha valor	Debito	Credito	Monto
2024-04-08	DOM	GTM	139,595.40
	DOM	GTM	100,000.00
	CRI	NIC	67,500.00
	CRI	NIC	67,500.00
	SLV	GTM	52,000.00
	SLV	GTM	50,000.00
	GTM	SLV	49,994.95
	DOM	GTM	44,757.77
	SLV	NIC	41,200.00
	SLV	CRI	30,000.00
	SLV	GTM	20,075.00
	SLV	GTM	18,000.00
	SLV	GTM	15,104.32
	SLV	GTM	15,000.00
	DOM	NIC	13,780.15
	SLV	GTM	13,166.52
	SLV	GTM	11,051.82
	SLV	GTM	11,000.00
	SLV	GTM	10,000.00
	SLV	NIC	10,000.00
	HND	SLV	9,855.00
	SLV	GTM	9,000.00
	SLV	GTM	9,000.00
	DOM	NIC	8,134.26
	HND	NIC	8,000.00
	SLV	GTM	7,878.56
	SLV	GTM	7,060.00
	SLV	GTM	6,500.00
	SLV	GTM	6,250.00
	SLV	GTM	6,000.00
	SLV	HND	6,000.00
	SLV	NIC	6,000.00
	SLV	GTM	5,816.25
	:	:	:

Fecha valor	Debito	Credito	Monto
:	:	:	:
	DOM	GTM	5,196.16
	SLV	GTM	5,002.17
	CRI	GTM	4,050.00
	SLV	GTM	4,000.00
	SLV	HND	4,000.00
	DOM	GTM	3,500.00
	SLV	GTM	3,301.50
	DOM	GTM	3,150.00
	SLV	GTM	3,137.96
	SLV	HND	3,000.00
	DOM	GTM	3,000.00
	DOM	GTM	3,000.00
	SLV	GTM	2,825.60
	SLV	GTM	2,800.00
	SLV	NIC	2,800.00
	SLV	GTM	2,700.00
	SLV	GTM	2,690.00
	SLV	GTM	2,590.68
	SLV	GTM	2,590.68
	SLV	GTM	2,500.00
	SLV	GTM	2,480.40
	SLV	NIC	2,332.07
	SLV	GTM	2,271.00
	SLV	GTM	2,256.00
	SLV	GTM	2,217.52
	SLV	GTM	2,175.00
	SLV	GTM	2,025.00
	CRI	NIC	2,000.00
	SLV	GTM	2,000.00
	SLV	GTM	2,000.00
	SLV	GTM	2,000.00
	SLV	GTM	2,000.00
	SLV	GTM	2,000.00
	SLV	GTM	2,000.00
	SLV	GTM	2,000.00
	SLV	GTM	2,000.00
	DOM	GTM	2,000.00
	DOM	NIC	1,950.00
	SLV	GTM	1,935.00
	SLV	GTM	1,888.61
	:	:	:

Fecha valor	Debito	Credito	Monto
:	:	:	:
	SLV	NIC	1,849.65
	SLV	GTM	1,813.48
	SLV	GTM	1,600.45
	SLV	GTM	1,500.00
	SLV	GTM	1,500.00
	SLV	HND	1,500.00
	NIC	HND	1,500.00
	SLV	GTM	1,360.00
	SLV	HND	1,350.00
	SLV	HND	1,300.00
	SLV	GTM	1,297.20
	SLV	GTM	1,295.00
	SLV	GTM	1,250.00
	SLV	GTM	1,200.00
	SLV	GTM	1,165.00
	DOM	GTM	1,100.00
	SLV	GTM	1,090.00
	SLV	HND	1,080.29
	SLV	GTM	1,000.00
	HND	SLV	1,000.00
	DOM	GTM	1,000.00
	CRI	SLV	995.00
	SLV	GTM	994.00
	DOM	GTM	980.04
	DOM	GTM	980.04
	SLV	GTM	920.00
	SLV	HND	900.00
	SLV	GTM	800.00
	SLV	GTM	765.00
	SLV	GTM	756.00
	SLV	GTM	700.00
	SLV	NIC	700.00
	SLV	HND	630.00
	SLV	GTM	600.00
	SLV	GTM	600.00
	SLV	GTM	600.00
	SLV	NIC	600.00
	SLV	DOM	600.00
	:	:	:



Fecha valor	Debito	Credito	Monto
:	:	:	:
	SLV	GTM	551.79
	SLV	GTM	550.00
	SLV	CRI	500.00
	SLV	GTM	500.00
	SLV	GTM	500.00
	SLV	GTM	500.00
	SLV	GTM	500.00
	SLV	NIC	500.00
	SLV	GTM	468.00
	DOM	GTM	460.00
	SLV	GTM	453.00
	SLV	GTM	440.03
	SLV	GTM	429.71
	SLV	GTM	404.80
	SLV	GTM	400.00
	SLV	GTM	400.00
	SLV	GTM	400.00
	SLV	GTM	400.00
	SLV	GTM	400.00
	SLV	DOM	400.00
	SLV	GTM	375.00
	SLV	GTM	349.75
	SLV	GTM	343.60
	SLV	GTM	341.71
	SLV	GTM	300.00
	SLV	NIC	300.00
	SLV	GTM	250.50
	SLV	GTM	250.00
	SLV	NIC	235.00
	SLV	DOM	220.00
	SLV	HND	206.00
	SLV	NIC	200.00
	SLV	DOM	200.00
	SLV	DOM	200.00
	SLV	GTM	182.00
	SLV	HND	162.00
	SLV	GTM	158.00
	SLV	GTM	150.00
	SLV	GTM	150.00
	:	:	:

Fecha valor	Debito	Credito	Monto
:	:	:	:
	SLV	HND	150.00
	SLV	NIC	150.00
	SLV	HND	125.00
	SLV	HND	115.00
	SLV	CRI	100.00
	SLV	GTM	100.00
	SLV	GTM	100.00
	SLV	GTM	100.00
	SLV	GTM	100.00
	SLV	GTM	100.00
	SLV	GTM	100.00
	SLV	HND	100.00
	SLV	NIC	100.00
	SLV	NIC	100.00
	SLV	NIC	100.00
	SLV	GTM	99.00
	SLV	NIC	90.00
	SLV	NIC	90.00
	SLV	GTM	85.00
	DOM	GTM	85.00
	SLV	DOM	83.00
	DOM	GTM	80.00
	SLV	HND	62.00
	SLV	HND	62.00
	SLV	GTM	60.00
	SLV	GTM	60.00
	SLV	HND	60.00
	SLV	NIC	60.00
	SLV	GTM	53.00
	SLV	NIC	52.00
	SLV	GTM	50.00
	SLV	HND	50.00
	SLV	HND	47.92
	SLV	GTM	45.50
	SLV	GTM	41.00
	SLV	GTM	40.00
	SLV	GTM	40.00
	SLV	GTM	40.00
	SLV	NIC	40.00
	:	:	:

Fecha valor	Debito	Credito	Monto
:	:	:	:
	SLV	NIC	40.00
	SLV	NIC	40.00
	SLV	DOM	40.00
	SLV	GTM	39.53
	SLV	NIC	35.00
	SLV	NIC	35.00
	CRI	GTM	30.00
	CRI	GTM	30.00
	SLV	GTM	30.00
	SLV	GTM	30.00
	SLV	NIC	30.00
	SLV	GTM	26.11
	SLV	GTM	26.00
	SLV	GTM	25.00
	SLV	GTM	25.00
	SLV	GTM	25.00
	SLV	HND	25.00
	SLV	NIC	25.00
	SLV	NIC	25.00
	SLV	DOM	25.00
	SLV	GTM	24.00
	SLV	GTM	22.50
	SLV	GTM	20.00
	SLV	GTM	20.00
	SLV	HND	20.00
	SLV	HND	20.00
	SLV	HND	20.00
	SLV	HND	20.00
	SLV	GTM	19.00
	SLV	GTM	18.87
	SLV	GTM	15.00
	SLV	HND	15.00
	SLV	HND	15.00
	SLV	NIC	15.00
	SLV	NIC	13.82
	SLV	GTM	13.00
	SLV	HND	12.00
	SLV	HND	10.00
	SLV	HND	10.00
	:	:	:



Fecha valor	Debito	Credito	Monto
⋮	⋮	⋮	⋮
	SLV	HND	5.00
	SLV	GTM	1.00
2024-04-09	SLV	NIC	452,291.81
	DOM	GTM	234,076.19
	DOM	GTM	104,400.00
	CRI	NIC	99,500.00
	DOM	GTM	69,120.00
	SLV	GTM	32,000.00
	SLV	GTM	25,000.00
	SLV	GTM	24,822.04
	DOM	HND	19,045.30
	SLV	NIC	19,000.00
	HND	SLV	17,084.99
	GTM	SLV	14,965.00
	SLV	GTM	14,428.00
	DOM	GTM	14,396.56
	SLV	GTM	11,272.57
	SLV	GTM	10,511.94
	SLV	GTM	9,000.00
	SLV	GTM	9,000.00
	SLV	GTM	8,200.00
	DOM	GTM	6,393.26
	SLV	GTM	5,000.00
	SLV	GTM	5,000.00
	SLV	GTM	5,000.00
	SLV	GTM	5,000.00
	DOM	HND	3,700.00
	SLV	GTM	3,500.00
	SLV	GTM	2,600.00
	DOM	GTM	2,500.00
	DOM	NIC	2,346.00
	SLV	GTM	2,310.00
	SLV	GTM	2,022.28
	SLV	GTM	2,000.00
	SLV	GTM	2,000.00
	SLV	GTM	1,659.00
	SLV	GTM	1,605.00
	SLV	GTM	1,594.00
⋮	⋮	⋮	⋮

Fecha valor	Debito	Credito	Monto
⋮	⋮	⋮	⋮
	SLV	GTM	1,547.00
	SLV	GTM	1,500.00
	SLV	GTM	1,500.00
	SLV	GTM	1,500.00
	SLV	HND	1,500.00
	DOM	NIC	1,482.00
	SLV	GTM	1,380.00
	HND	SLV	1,268.21
	SLV	NIC	1,250.00
	SLV	GTM	1,165.00
	SLV	NIC	1,150.00
	SLV	GTM	1,012.00
	DOM	GTM	1,002.46
	SLV	GTM	1,000.00
	DOM	GTM	1,000.00
	SLV	GTM	740.00
	SLV	GTM	730.00
	SLV	GTM	700.00
	SLV	NIC	700.00
	DOM	GTM	600.00
	DOM	GTM	600.00
	SLV	GTM	587.00
	SLV	GTM	559.06
	SLV	GTM	555.00
	SLV	GTM	552.26
	SLV	NIC	550.00
	SLV	GTM	500.00
	SLV	GTM	500.00
	SLV	GTM	500.00
	SLV	GTM	500.00
	SLV	NIC	500.00
	SLV	GTM	475.00
	SLV	GTM	440.00
	SLV	GTM	430.00
	SLV	GTM	415.81
	SLV	HND	400.00
	SLV	DOM	400.00
	SLV	GTM	357.00
⋮	⋮	⋮	⋮

Fecha valor	Debito	Credito	Monto
⋮	⋮	⋮	⋮
	SLV	GTM	332.00
	SLV	HND	330.00
	SLV	NIC	300.00
	SLV	GTM	274.50
	SLV	GTM	268.00
	SLV	GTM	250.00
	SLV	GTM	236.00
	SLV	GTM	200.00
	SLV	GTM	200.00
	SLV	GTM	200.00
	DOM	NIC	200.00
	DOM	NIC	200.00
	SLV	GTM	175.00
	SLV	GTM	172.00
	DOM	GTM	171.42
	SLV	GTM	166.70
	SLV	GTM	165.00
	SLV	GTM	160.00
	SLV	GTM	152.79
	SLV	GTM	150.00
	SLV	GTM	140.00
	SLV	GTM	129.53
	SLV	GTM	120.00
	SLV	GTM	109.00
	SLV	GTM	100.00
	SLV	GTM	100.00
	SLV	GTM	100.00
	DOM	GTM	96.00
	SLV	GTM	90.68
	SLV	NIC	90.00
	SLV	HND	80.00
	SLV	HND	80.00
	SLV	HND	68.63
	SLV	GTM	63.00
	SLV	GTM	61.60
	CRI	GTM	60.00
	SLV	GTM	50.00
	SLV	GTM	50.00
⋮	⋮	⋮	⋮



Fecha valor	Debito	Credito	Monto
⋮	⋮	⋮	⋮
	SLV	NIC	50.00
	SLV	GTM	45.00
	SLV	GTM	40.00
	CRI	GTM	30.00
	CRI	GTM	30.00
	CRI	GTM	30.00
	SLV	GTM	26.00
	SLV	GTM	25.00
	SLV	DOM	21.00
	SLV	GTM	20.00
	SLV	GTM	13.00
	SLV	GTM	13.00
	SLV	NIC	1.00
2024-04-10	CRI	NIC	96,000.00
	SLV	NIC	75,480.00
	SLV	GTM	75,098.00
	SLV	GTM	60,000.00
	DOM	HND	27,931.00
	SLV	GTM	22,444.80
	SLV	GTM	20,056.96
	SLV	GTM	10,000.00
	SLV	GTM	10,000.00
	SLV	HND	10,000.00
	SLV	NIC	10,000.00
	SLV	HND	9,337.65
	SLV	GTM	9,000.00
	DOM	GTM	8,534.75
	DOM	GTM	6,761.15
	SLV	GTM	6,096.99
	SLV	HND	5,700.00
	HND	SLV	5,412.57
	SLV	HND	5,006.09
	DOM	GTM	4,000.00
	SLV	GTM	3,238.35
	SLV	CRI	3,000.00
	DOM	NIC	2,895.02
	SLV	NIC	2,625.00
	SLV	GTM	2,615.78
	⋮	⋮	⋮

Fecha valor	Debito	Credito	Monto
⋮	⋮	⋮	⋮
	DOM	SLV	2,590.00
	SLV	GTM	2,540.00
	CRI	NIC	2,400.00
	SLV	GTM	2,000.00
	SLV	GTM	2,000.00
	SLV	GTM	1,936.00
	SLV	GTM	1,838.59
	SLV	CRI	1,500.00
	SLV	HND	1,500.00
	SLV	GTM	1,469.00
	SLV	GTM	1,448.91
	CRI	SLV	1,395.00
	SLV	NIC	1,395.00
	SLV	GTM	1,334.81
	SLV	GTM	1,324.07
	SLV	GTM	1,217.62
	SLV	GTM	1,192.50
	SLV	HND	1,140.00
	SLV	GTM	1,065.50
	SLV	GTM	1,010.50
	SLV	GTM	1,000.00
	SLV	GTM	1,000.00
	DOM	GTM	1,000.00
	SLV	HND	979.92
	SLV	GTM	924.30
	DOM	NIC	923.97
	SLV	GTM	875.99
	SLV	GTM	750.00
	SLV	GTM	750.00
	SLV	GTM	750.00
	DOM	NIC	700.00
	NIC	GTM	669.25
	SLV	GTM	650.00
	SLV	HND	650.00
	SLV	GTM	648.87
	SLV	GTM	615.00
	SLV	GTM	600.00
	SLV	GTM	600.00
	⋮	⋮	⋮

Fecha valor	Debito	Credito	Monto
⋮	⋮	⋮	⋮
	SLV	GTM	525.00
	SLV	GTM	517.21
	SLV	GTM	500.00
	SLV	GTM	500.00
	SLV	GTM	500.00
	SLV	NIC	500.00
	SLV	NIC	500.00
	SLV	GTM	489.00
	SLV	GTM	350.00
	SLV	GTM	350.00
	SLV	NIC	350.00
	SLV	GTM	330.00
	SLV	GTM	325.00
	SLV	NIC	285.00
	SLV	GTM	278.00
	SLV	HND	250.00
	SLV	GTM	221.25
	SLV	HND	205.00
	SLV	GTM	200.00
	SLV	GTM	200.00
	SLV	HND	200.00
	SLV	GTM	155.00
	SLV	GTM	150.00
	SLV	GTM	150.00
	NIC	GTM	142.24
	SLV	GTM	108.47
	SLV	CRI	100.00
	SLV	GTM	100.00
	SLV	HND	100.00
	SLV	NIC	100.00
	SLV	GTM	92.00
	SLV	GTM	83.86
	SLV	NIC	80.00
	SLV	GTM	70.00
	SLV	HND	60.00
	SLV	GTM	50.00
	SLV	GTM	50.00
	SLV	NIC	50.00
	⋮	⋮	⋮



Fecha valor	Debito	Credito	Monto
⋮	⋮	⋮	⋮
	SLV	HND	45.00
	SLV	NIC	45.00
	SLV	GTM	42.00
	SLV	GTM	40.00
	SLV	GTM	35.00
	SLV	GTM	35.00
	SLV	HND	35.00
	SLV	GTM	33.00
	CRI	GTM	30.00
	CRI	GTM	30.00
	CRI	DOM	30.00
	CRI	DOM	30.00
	CRI	DOM	30.00
	SLV	DOM	30.00
	SLV	HND	28.00
	SLV	NIC	25.00
	SLV	NIC	25.00
	SLV	HND	20.00
	SLV	GTM	15.00
	SLV	GTM	15.00
	SLV	HND	15.00
	SLV	GTM	13.50
	SLV	NIC	10.00
	SLV	NIC	10.00
	SLV	HND	7.25
	SLV	GTM	5.00
	SLV	GTM	5.00
	SLV	GTM	5.00
2024-04-11	SLV	NIC	511,198.88
	HND	GTM	120,846.15
	CRI	NIC	91,000.00
	SLV	GTM	86,548.92
	DOM	GTM	79,027.20
	DOM	GTM	67,726.88
	SLV	GTM	55,000.00
	SLV	HND	51,140.70
	GTM	SLV	24,945.00
	SLV	GTM	24,500.00
	⋮	⋮	⋮

Fecha valor	Debito	Credito	Monto
⋮	⋮	⋮	⋮
	SLV	NIC	24,179.81
	SLV	GTM	21,394.40
	SLV	GTM	15,000.00
	DOM	SLV	14,589.81
	SLV	NIC	11,192.42
	SLV	GTM	10,430.00
	CRI	NIC	10,000.00
	SLV	GTM	10,000.00
	SLV	HND	9,800.00
	SLV	GTM	9,000.00
	SLV	GTM	8,000.00
	SLV	GTM	6,979.75
	SLV	HND	5,700.00
	SLV	NIC	5,100.00
	SLV	HND	5,000.00
	SLV	GTM	4,000.00
	SLV	GTM	3,880.99
	CRI	GTM	3,522.35
	DOM	GTM	3,400.00
	SLV	GTM	3,234.16
	DOM	GTM	3,000.00
	SLV	CRI	2,981.00
	CRI	SLV	2,800.00
	DOM	NIC	2,600.00
	DOM	GTM	2,500.00
	SLV	NIC	2,103.18
	SLV	GTM	2,025.00
	SLV	GTM	1,976.00
	SLV	GTM	1,880.00
	SLV	GTM	1,685.00
	SLV	HND	1,610.00
	CRI	SLV	1,500.00
	SLV	GTM	1,500.00
	SLV	GTM	1,393.98
	SLV	GTM	1,100.00
	SLV	GTM	1,022.00
	SLV	GTM	1,020.00
	SLV	GTM	1,006.50
	⋮	⋮	⋮

Fecha valor	Debito	Credito	Monto
⋮	⋮	⋮	⋮
	SLV	GTM	1,000.00
	SLV	GTM	1,000.00
	SLV	NIC	1,000.00
	SLV	GTM	886.80
	SLV	GTM	881.00
	SLV	GTM	800.00
	SLV	GTM	725.00
	SLV	HND	700.00
	SLV	GTM	600.00
	SLV	NIC	598.00
	SLV	GTM	582.15
	SLV	NIC	575.00
	SLV	GTM	534.00
	SLV	GTM	530.00
	SLV	GTM	500.00
	NIC	HND	460.00
	SLV	GTM	435.00
	SLV	GTM	400.00
	SLV	GTM	393.00
	SLV	GTM	333.55
	SLV	GTM	300.00
	SLV	GTM	300.00
	SLV	GTM	283.76
	SLV	GTM	250.00
	SLV	GTM	244.00
	SLV	GTM	240.00
	SLV	CRI	237.00
	SLV	GTM	232.86
	SLV	GTM	226.50
	SLV	GTM	225.00
	SLV	NIC	225.00
	SLV	GTM	200.00
	SLV	HND	200.00
	SLV	HND	200.00
	SLV	NIC	200.00
	DOM	NIC	200.00
	SLV	CRI	198.00
	SLV	GTM	180.00
	⋮	⋮	⋮



Fecha valor	Debito	Credito	Monto
:	:	:	:
	SLV	DOM	160.00
	SLV	NIC	149.24
	SLV	GTM	140.63
	SLV	GTM	130.00
	SLV	HND	116.50
	SLV	GTM	115.00
	SLV	GTM	100.00
	SLV	GTM	100.00
	SLV	GTM	100.00
	SLV	GTM	100.00
	SLV	HND	100.00
	SLV	HND	100.00
	SLV	HND	100.00
	SLV	NIC	100.00
	SLV	NIC	100.00
	SLV	NIC	100.00
	SLV	NIC	100.00
	DOM	HND	100.00
	SLV	HND	88.00
	SLV	GTM	60.00
	SLV	DOM	55.00
	SLV	GTM	50.00
	SLV	GTM	40.00
	SLV	DOM	40.00
	SLV	GTM	38.00
	SLV	GTM	37.50
	SLV	GTM	36.00
	SLV	CRI	35.00
	SLV	GTM	34.73
	SLV	NIC	33.00
	CRI	GTM	30.00
	SLV	GTM	30.00
	SLV	GTM	25.00
	SLV	HND	25.00
	SLV	NIC	20.00
	SLV	GTM	17.00
	SLV	GTM	15.00
	SLV	GTM	11.52
	:	:	:

Fecha valor	Debito	Credito	Monto
:	:	:	:
	SLV	HND	10.00
	SLV	HND	1.00
2024-04-12	SLV	GTM	102,912.00
	CRI	NIC	80,000.00
	DOM	GTM	64,078.40
	DOM	GTM	60,901.85
	SLV	GTM	60,000.00
	DOM	HND	51,636.61
	DOM	GTM	51,568.11
	SLV	HND	49,500.00
	DOM	GTM	48,988.80
	SLV	GTM	23,700.00
	SLV	NIC	23,000.00
	HND	GTM	20,000.00
	SLV	HND	18,000.00
	DOM	GTM	10,000.00
	SLV	GTM	9,894.00
	SLV	GTM	9,645.50
	SLV	GTM	9,210.47
	SLV	GTM	9,000.00
	SLV	HND	8,000.00
	SLV	GTM	5,490.00
	SLV	GTM	5,050.28
	SLV	GTM	5,000.00
	SLV	GTM	5,000.00
	DOM	HND	4,587.00
	SLV	GTM	4,000.00
	SLV	NIC	2,600.00
	DOM	GTM	2,304.00
	DOM	SLV	2,300.00
	DOM	NIC	2,124.00
	SLV	GTM	2,000.00
	SLV	GTM	2,000.00
	SLV	HND	2,000.00
	SLV	NIC	2,000.00
	DOM	HND	2,000.00
	SLV	GTM	1,960.00
	SLV	GTM	1,900.00
	:	:	:

Fecha valor	Debito	Credito	Monto
:	:	:	:
	SLV	GTM	1,793.66
	SLV	GTM	1,500.00
	SLV	GTM	1,480.00
	CRI	SLV	1,395.00
	CRI	GTM	1,200.00
	SLV	GTM	1,139.05
	SLV	GTM	1,092.50
	SLV	GTM	1,000.00
	DOM	GTM	1,000.00
	DOM	NIC	1,000.00
	SLV	NIC	995.50
	SLV	GTM	865.00
	DOM	NIC	850.00
	SLV	NIC	800.00
	SLV	GTM	720.00
	SLV	GTM	715.00
	SLV	GTM	700.00
	DOM	GTM	650.00
	SLV	CRI	615.13
	SLV	GTM	600.00
	SLV	GTM	525.00
	SLV	GTM	513.48
	SLV	GTM	500.00
	SLV	GTM	500.00
	SLV	GTM	466.00
	SLV	GTM	440.00
	SLV	GTM	428.87
	SLV	CRI	400.00
	DOM	HND	390.00
	SLV	GTM	378.49
	DOM	SLV	353.33
	SLV	GTM	345.12
	SLV	GTM	258.10
	SLV	GTM	255.41
	DOM	HND	244.32
	SLV	NIC	200.00
	SLV	HND	180.00
	SLV	GTM	175.00
	:	:	:



Fecha valor	Debito	Credito	Monto
⋮	⋮	⋮	⋮
	SLV	NIC	160.00
	SLV	NIC	160.00
	SLV	HND	150.00
	SLV	GTM	145.00
	SLV	GTM	140.00
	SLV	GTM	125.00
	SLV	GTM	110.00
	SLV	GTM	100.00
	SLV	NIC	100.00
	SLV	GTM	96.30
	SLV	HND	80.00
	SLV	GTM	72.00
	SLV	HND	70.00
	SLV	NIC	70.00
	SLV	NIC	65.00
	SLV	GTM	60.00
	SLV	GTM	59.50
	SLV	GTM	55.00
	SLV	HND	50.00
	SLV	DOM	50.00
	SLV	GTM	40.00
	SLV	GTM	40.00
	SLV	GTM	37.55
	SLV	NIC	35.00
	SLV	HND	30.00
	SLV	NIC	30.00
	SLV	HND	29.52
	SLV	GTM	29.01
	SLV	HND	28.00
	SLV	GTM	27.00
	SLV	GTM	25.00
	SLV	HND	24.00
	SLV	GTM	23.00
	SLV	GTM	20.00
	SLV	GTM	5.00

Parte II

Pagos realizados del 1 de enero al 12 de abril de 2024

Cuadro 5: SIPA: Montos y número de transacciones Acumulado del 1 de enero al 12 de abril de 2024 Por país de origen vs destino

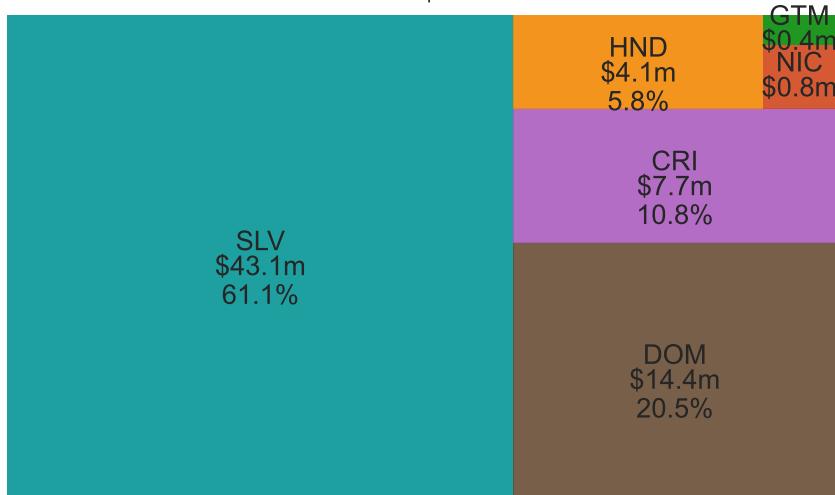
—país de origen (fila) vs país de destino (columna)—

Credito Debito	CRI	DOM	GTM	HND	NIC	SLV	Total
Monto en USD							
CRI	0.00	35,905.00	593,799.49	21,325.40	6,729,555.64	273,496.96	7,654,082.49
DOM	0.00	0.00	12,654,678.39	966,904.83	690,349.95	127,524.79	14,439,457.96
GTM	0.00	0.00	0.00	0.00	0.00	382,720.31	382,720.31
HND	5,361.74	21,157.72	2,904,571.16	0.00	57,858.00	1,125,349.64	4,114,298.26
NIC	0.00	0.00	681,968.13	137,913.81	0.00	0.00	819,881.94
SLV	254,538.26	431,463.07	20,922,784.07	7,872,080.39	13,653,745.17	0.00	43,134,610.96
Total	259,900.00	488,525.79	37,757,801.24	8,998,224.43	21,131,508.76	1,909,091.70	70,545,051.92
Número de transacciones							
CRI	0	93	77	2	123	85	380
DOM	0	0	581	142	223	20	966
GTM	0	0	0	0	0	15	15
HND	1	5	82	0	16	58	162
NIC	0	0	22	21	0	0	43
SLV	150	219	5556	999	1470	0	8394
Total	151	317	6318	1164	1832	178	9960

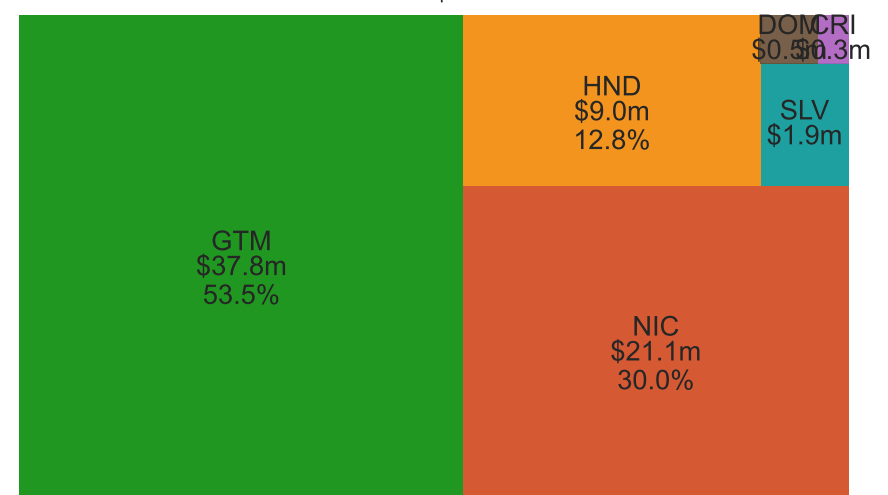
Figura 4: SIPA: Distribución de los montos y número de transacciones Acumulado del 1 de enero al 12 de abril de 2024

Por país de origen y de destino

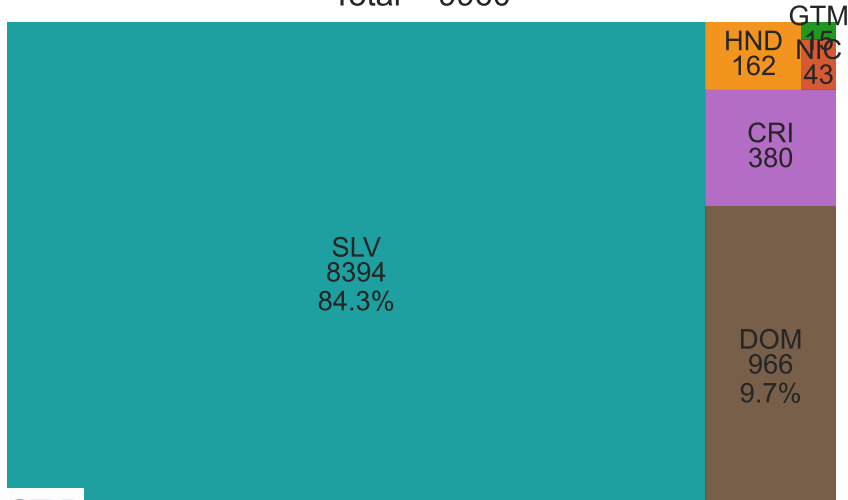
SIPA: Monto enviado por cada país
Total = \$70.5m



SIPA: Monto recibido por cada país
Total = \$70.5m



SIPA: Transacciones enviadas por cada país
Total = 9960



SIPA: Transacciones recibidas por cada país
Total = 9960

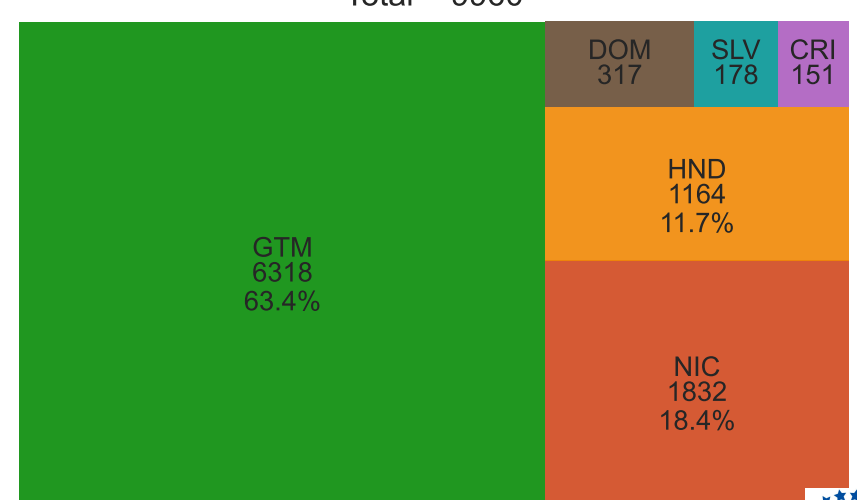
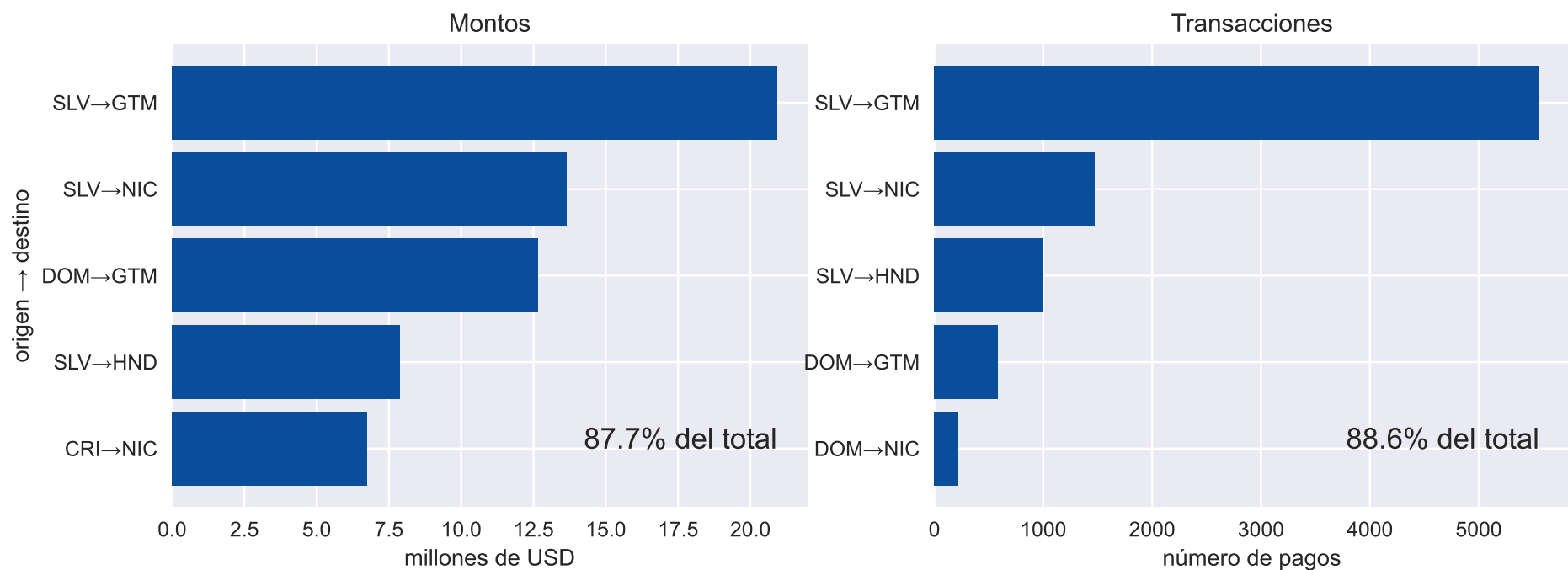
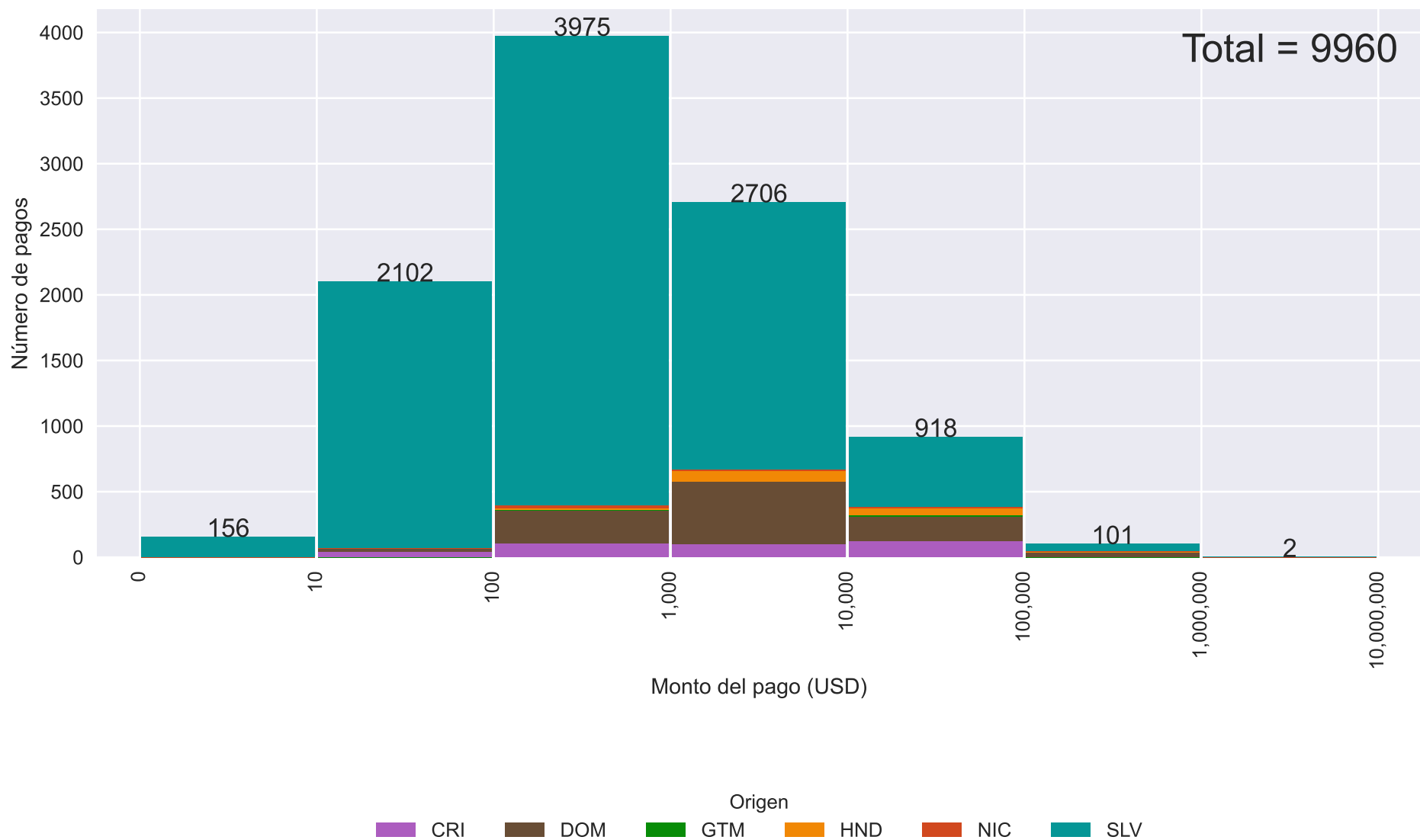


Figura 5: SIPA: Flujos de pagos predominantes
Acumulado del 1 de enero al 12 de abril de 2024
Por países de origen→destino



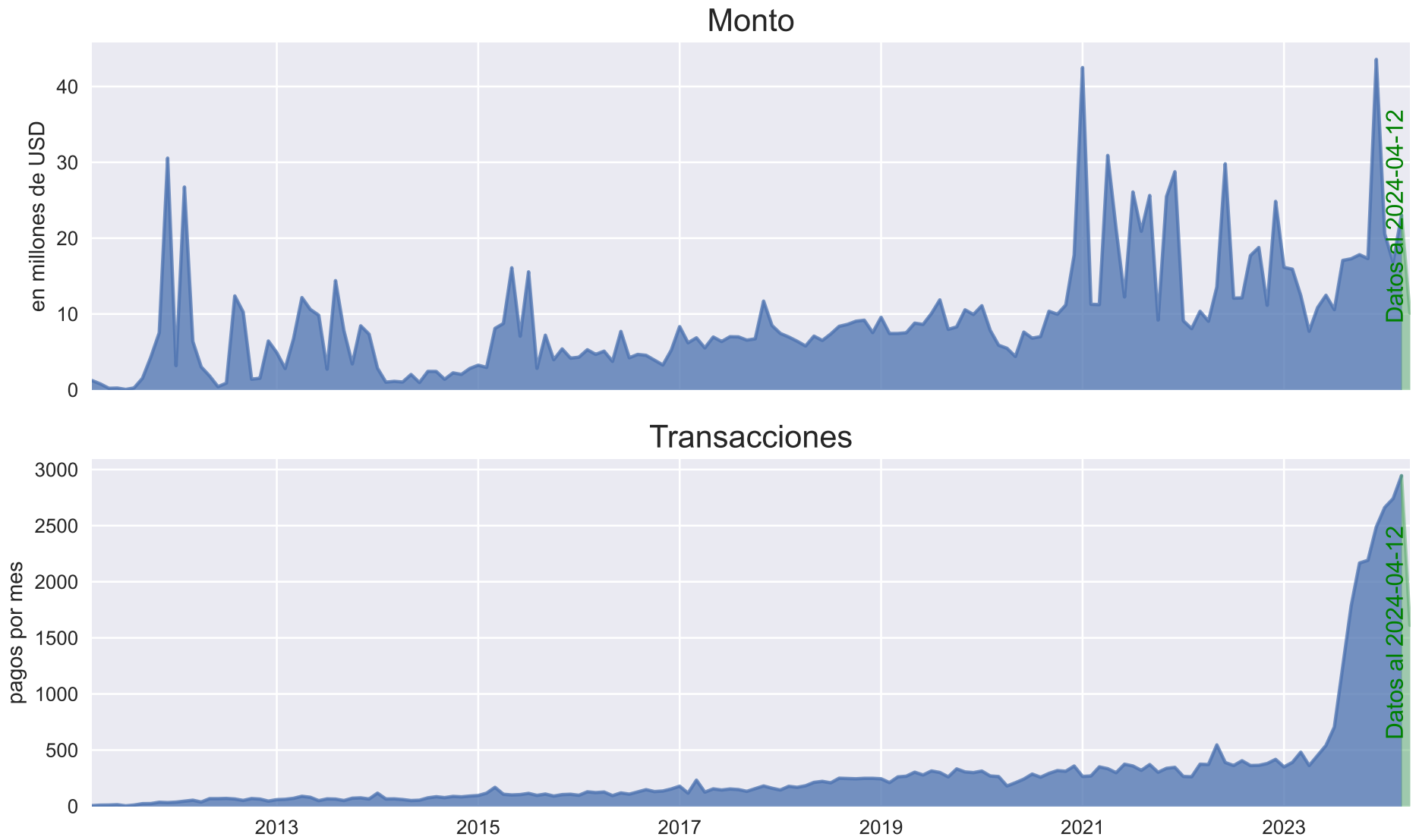
**Figura 6: SIPA: Distribución de los pagos
Acumulado del 1 de enero al 12 de abril de 2024
Por monto del pago y país de origen**



Parte III

**Pagos realizados del 3 de marzo de 2011 al 12 de abril de
2024**

Figura 7: SIPA: Monto y número de transacciones
Del 3 de marzo de 2011 al 12 de abril de 2024 , por mes



Cuadro 6: SIPA: Operaciones y montos, mensual y acumulado

Año	Mes	Monto (USD)		Variación %		Transacciones		Variación %		
		Total	Acumulado	interanual	mensual	Total	Acumulado	interanual	mensual	
2011	3	1,219,338.79	1,219,338.79			5	5			
	4	769,528.14	1,988,866.93		-36.89	9	14		80.00	
	5	193,925.10	2,182,792.03		-74.80	10	24		11.11	
	6	227,127.97	2,409,920.00		17.12	13	37		30.00	
	7	48,517.70	2,458,437.70		-78.64	3	40		-76.92	
	8	240,993.62	2,699,431.32		396.71	10	50		233.33	
	9	1,515,103.35	4,214,534.67		528.69	22	72		120.00	
	10	4,325,545.51	8,540,080.18		185.50	23	95		4.55	
	11	7,522,873.94	16,062,954.12		73.92	35	130		52.17	
	12	30,559,640.32	46,622,594.44		306.22	32	162		-8.57	
	2012	1	3,184,988.56	49,807,583.00		-89.58	36	198		12.50
		2	26,745,195.16	76,552,778.16		739.73	45	243		25.00
3		6,382,971.45	82,935,749.61	423.48	-76.13	53	296	960.00	17.78	
4		3,011,833.38	85,947,582.99	291.39	-52.81	37	333	311.11	-30.19	
5		1,821,936.91	87,769,519.90	839.51	-39.51	67	400	570.00	81.08	
6		409,690.12	88,179,210.02	80.38	-77.51	67	467	415.38	0.00	
7		883,371.91	89,062,581.93	1,720.72	115.62	69	536	2,200.00	2.99	
8		12,380,296.96	101,442,878.89	5,037.19	1,301.48	64	600	540.00	-7.25	
9		10,248,855.11	111,691,734.00	576.45	-17.22	51	651	131.82	-20.31	
10		1,395,271.06	113,087,005.06	-67.74	-86.39	68	719	195.65	33.33	
11		1,525,409.41	114,612,414.47	-79.72	9.33	63	782	80.00	-7.35	
12		6,437,071.70	121,049,486.17	-78.94	321.99	45	827	40.62	-28.57	
2013	1	4,903,734.24	125,953,220.41	53.96	-23.82	58	885	61.11	28.89	
	2	2,806,750.74	128,759,971.15	-89.51	-42.76	61	946	35.56	5.17	
	3	6,735,020.32	135,494,991.47	5.52	139.96	70	1016	32.08	14.75	
	4	12,163,552.17	147,658,543.64	303.86	80.60	88	1104	137.84	25.71	
	5	10,596,178.20	158,254,721.84	481.59	-12.89	79	1183	17.91	-10.23	
	6	9,837,920.71	168,092,642.55	2,301.31	-7.16	49	1232	-26.87	-37.97	
	7	2,722,362.18	170,815,004.73	208.18	-72.33	65	1297	-5.80	32.65	
	8	14,398,680.82	185,213,685.55	16.30	428.90	63	1360	-1.56	-3.08	
	9	7,809,244.36	193,022,929.91	-23.80	-45.76	50	1410	-1.96	-20.63	
	10	3,412,549.55	196,435,479.46	144.58	-56.30	71	1481	4.41	42.00	
	11	8,437,473.83	204,872,953.29	453.13	147.25	74	1555	17.46	4.23	

Continued on next page

Año	Mes	Monto (USD)				Transacciones			
		Total	Acumulado	interanual	mensual	Total	Acumulado	interanual	mensual
	12	7,334,080.28	212,207,033.57	13.94	-13.08	64	1619	42.22	-13.51
2014	1	2,849,117.59	215,056,151.16	-41.90	-61.15	116	1735	100.00	81.25
	2	1,004,007.28	216,060,158.44	-64.23	-64.76	64	1799	4.92	-44.83
	3	1,115,477.28	217,175,635.72	-83.44	11.10	65	1864	-7.14	1.56
	4	1,024,616.65	218,200,252.37	-91.58	-8.15	59	1923	-32.95	-9.23
	5	2,018,432.32	220,218,684.69	-80.95	96.99	50	1973	-36.71	-15.25
	6	956,129.18	221,174,813.87	-90.28	-52.63	53	2026	8.16	6.00
	7	2,428,430.94	223,603,244.81	-10.80	153.99	74	2100	13.85	39.62
	8	2,420,730.76	226,023,975.57	-83.19	-0.32	84	2184	33.33	13.51
	9	1,384,410.65	227,408,386.22	-82.27	-42.81	76	2260	52.00	-9.52
	10	2,233,524.41	229,641,910.63	-34.55	61.33	87	2347	22.54	14.47
	11	2,030,952.39	231,672,863.02	-75.93	-9.07	83	2430	12.16	-4.60
	12	2,811,495.31	234,484,358.33	-61.67	38.43	90	2520	40.62	8.43
2015	1	3,241,659.54	237,726,017.87	13.78	15.30	95	2615	-18.10	5.56
	2	2,953,381.12	240,679,398.99	194.16	-8.89	116	2731	81.25	22.11
	3	8,097,583.03	248,776,982.02	625.93	174.18	168	2899	158.46	44.83
	4	8,744,473.50	257,521,455.52	753.44	7.99	106	3005	79.66	-36.90
	5	16,096,751.59	273,618,207.11	697.49	84.08	100	3105	100.00	-5.66
	6	7,069,228.35	280,687,435.46	639.36	-56.08	103	3208	94.34	3.00
	7	15,559,904.64	296,247,340.10	540.74	120.11	114	3322	54.05	10.68
	8	2,831,601.37	299,078,941.47	16.97	-81.80	96	3418	14.29	-15.79
	9	7,204,888.14	306,283,829.61	420.43	154.45	108	3526	42.11	12.50
	10	3,964,331.46	310,248,161.07	77.49	-44.98	90	3616	3.45	-16.67
	11	5,393,814.83	315,641,975.90	165.58	36.06	103	3719	24.10	14.44
	12	4,173,576.48	319,815,552.38	48.45	-22.62	106	3825	17.78	2.91
2016	1	4,300,036.53	324,115,588.91	32.65	3.03	97	3922	2.11	-8.49
	2	5,283,627.68	329,399,216.59	78.90	22.87	128	4050	10.34	31.96
	3	4,671,464.35	334,070,680.94	-42.31	-11.59	121	4171	-27.98	-5.47
	4	5,099,072.13	339,169,753.07	-41.69	9.15	126	4297	18.87	4.13
	5	3,744,480.89	342,914,233.96	-76.74	-26.57	94	4391	-6.00	-25.40
	6	7,699,402.68	350,613,636.64	8.91	105.62	118	4509	14.56	25.53
	7	4,221,549.65	354,835,186.29	-72.87	-45.17	107	4616	-6.14	-9.32
	8	4,666,727.51	359,501,913.80	64.81	10.55	127	4743	32.29	18.69
	9	4,545,949.95	364,047,863.75	-36.90	-2.59	147	4890	36.11	15.75
	10	3,913,620.33	367,961,484.08	-1.28	-13.91	130	5020	44.44	-11.56

Continued on next page

Año	Mes	Monto (USD)				Transacciones			
		Total	Acumulado	interanual	mensual	Total	Acumulado	interanual	mensual
	11	3,271,270.21	371,232,754.29	-39.35	-16.41	135	5155	31.07	3.85
	12	5,227,378.86	376,460,133.15	25.25	59.80	153	5308	44.34	13.33
2017	1	8,335,187.97	384,795,321.12	93.84	59.45	178	5486	83.51	16.34
	2	6,195,824.26	390,991,145.38	17.26	-25.67	116	5602	-9.38	-34.83
	3	6,857,285.48	397,848,430.86	46.79	10.68	232	5834	91.74	100.00
	4	5,521,958.44	403,370,389.30	8.29	-19.47	125	5959	-0.79	-46.12
	5	6,963,614.23	410,334,003.53	85.97	26.11	154	6113	63.83	23.20
	6	6,367,654.69	416,701,658.22	-17.30	-8.56	144	6257	22.03	-6.49
	7	7,002,167.12	423,703,825.34	65.87	9.96	153	6410	42.99	6.25
	8	6,978,827.11	430,682,652.45	49.54	-0.33	148	6558	16.54	-3.27
	9	6,550,395.70	437,233,048.15	44.09	-6.14	132	6690	-10.20	-10.81
	10	6,719,532.44	443,952,580.59	71.70	2.58	157	6847	20.77	18.94
	11	11,697,867.52	455,650,448.11	257.59	74.09	180	7027	33.33	14.65
	12	8,478,632.53	464,129,080.64	62.20	-27.52	160	7187	4.58	-11.11
2018	1	7,431,360.47	471,560,441.11	-10.84	-12.35	144	7331	-19.10	-10.00
	2	6,963,537.83	478,523,978.94	12.39	-6.30	177	7508	52.59	22.92
	3	6,404,822.62	484,928,801.56	-6.60	-8.02	168	7676	-27.59	-5.08
	4	5,779,748.52	490,708,550.08	4.67	-9.76	182	7858	45.60	8.33
	5	7,081,763.06	497,790,313.14	1.70	22.53	212	8070	37.66	16.48
	6	6,503,075.55	504,293,388.69	2.13	-8.17	221	8291	53.47	4.25
	7	7,360,669.77	511,654,058.46	5.12	13.19	208	8499	35.95	-5.88
	8	8,368,600.31	520,022,658.77	19.91	13.69	249	8748	68.24	19.71
	9	8,627,648.69	528,650,307.46	31.71	3.10	246	8994	86.36	-1.20
	10	9,043,954.92	537,694,262.38	34.59	4.83	244	9238	55.41	-0.81
	11	9,178,380.57	546,872,642.95	-21.54	1.49	248	9486	37.78	1.64
	12	7,537,036.62	554,409,679.57	-11.11	-17.88	248	9734	55.00	0.00
2019	1	9,562,831.69	563,972,511.26	28.68	26.88	244	9978	69.44	-1.61
	2	7,420,404.35	571,392,915.61	6.56	-22.40	210	10188	18.64	-13.93
	3	7,427,716.54	578,820,632.15	15.97	0.10	261	10449	55.36	24.29
	4	7,519,105.18	586,339,737.33	30.09	1.23	267	10716	46.70	2.30
	5	8,793,222.91	595,132,960.24	24.17	16.95	303	11019	42.92	13.48
	6	8,622,567.91	603,755,528.15	32.59	-1.94	278	11297	25.79	-8.25
	7	10,061,594.25	613,817,122.40	36.69	16.69	314	11611	50.96	12.95
	8	11,862,425.37	625,679,547.77	41.75	17.90	300	11911	20.48	-4.46
	9	7,969,452.72	633,649,000.49	-7.63	-32.82	261	12172	6.10	-13.00

Continued on next page

Año	Mes	Monto (USD)				Transacciones			
		Total	Acumulado	interanual	mensual	Total	Acumulado	interanual	mensual
	10	8,290,713.04	641,939,713.53	-8.33	4.03	332	12504	36.07	27.20
	11	10,548,278.92	652,487,992.45	14.93	27.23	305	12809	22.98	-8.13
	12	9,930,123.09	662,418,115.54	31.75	-5.86	299	13108	20.56	-1.97
2020	1	11,092,622.25	673,510,737.79	16.00	11.71	313	13421	28.28	4.68
	2	7,842,999.63	681,353,737.42	5.70	-29.30	269	13690	28.10	-14.06
	3	5,877,938.58	687,231,676.00	-20.86	-25.05	264	13954	1.15	-1.86
	4	5,473,484.74	692,705,160.74	-27.21	-6.88	180	14134	-32.58	-31.82
	5	4,389,265.91	697,094,426.65	-50.08	-19.81	209	14343	-31.02	16.11
	6	7,614,545.18	704,708,971.83	-11.69	73.48	241	14584	-13.31	15.31
	7	6,805,099.54	711,514,071.37	-32.37	-10.63	286	14870	-8.92	18.67
	8	7,011,626.12	718,525,697.49	-40.89	3.03	258	15128	-14.00	-9.79
	9	10,358,215.15	728,883,912.64	29.97	47.73	292	15420	11.88	13.18
	10	9,964,650.81	738,848,563.45	20.19	-3.80	317	15737	-4.52	8.56
	11	11,177,559.55	750,026,123.00	5.97	12.17	311	16048	1.97	-1.89
	12	17,770,284.48	767,796,407.48	78.95	58.98	358	16406	19.73	15.11
2021	1	42,503,862.70	810,300,270.18	283.17	139.19	265	16671	-15.34	-25.98
	2	11,280,316.61	821,580,586.79	43.83	-73.46	269	16940	0.00	1.51
	3	11,233,964.93	832,814,551.72	91.12	-0.41	350	17290	32.58	30.11
	4	30,912,457.63	863,727,009.35	464.77	175.17	334	17624	85.56	-4.57
	5	21,199,019.90	884,926,029.25	382.97	-31.42	298	17922	42.58	-10.78
	6	12,247,006.54	897,173,035.79	60.84	-42.23	374	18296	55.19	25.50
	7	26,092,925.58	923,265,961.37	283.43	113.06	358	18654	25.17	-4.28
	8	20,904,720.60	944,170,681.97	198.14	-19.88	319	18973	23.64	-10.89
	9	25,629,718.27	969,800,400.24	147.43	22.60	371	19344	27.05	16.30
	10	9,196,638.71	978,997,038.95	-7.71	-64.12	302	19646	-4.73	-18.60
	11	25,482,300.91	1,004,479,339.86	127.98	177.08	337	19983	8.36	11.59
	12	28,759,610.28	1,033,238,950.14	61.84	12.86	346	20329	-3.35	2.67
2022	1	9,106,728.85	1,042,345,678.99	-78.57	-68.34	265	20594	0.00	-23.41
	2	8,063,605.91	1,050,409,284.90	-28.52	-11.45	262	20856	-2.60	-1.13
	3	10,352,802.32	1,060,762,087.22	-7.84	28.39	374	21230	6.86	42.75
	4	9,040,210.65	1,069,802,297.87	-70.76	-12.68	371	21601	11.08	-0.80
	5	13,565,721.70	1,083,368,019.57	-36.01	50.06	546	22147	83.22	47.17
	6	29,807,798.28	1,113,175,817.85	143.39	119.73	389	22536	4.01	-28.75
	7	12,086,451.82	1,125,262,269.67	-53.68	-59.45	362	22898	1.12	-6.94
	8	12,121,250.15	1,137,383,519.82	-42.02	0.29	405	23303	26.96	11.88

Continued on next page

Año	Mes	Monto (USD)				Transacciones			
		Total	Acumulado	interanual	mensual	Total	Acumulado	interanual	mensual
	9	17,700,893.65	1,155,084,413.47	-30.94	46.03	362	23665	-2.43	-10.62
	10	18,768,409.37	1,173,852,822.84	104.08	6.03	364	24029	20.53	0.55
	11	11,143,397.28	1,184,996,220.12	-56.27	-40.63	380	24409	12.76	4.40
	12	24,850,833.06	1,209,847,053.18	-13.59	123.01	417	24826	20.52	9.74
2023	1	16,146,141.22	1,225,993,194.40	77.30	-35.03	350	25176	32.08	-16.07
	2	15,902,249.83	1,241,895,444.23	97.21	-1.51	390	25566	48.85	11.43
	3	12,416,254.25	1,254,311,698.48	19.93	-21.92	481	26047	28.61	23.33
	4	7,718,268.11	1,262,029,966.59	-14.62	-37.84	362	26409	-2.43	-24.74
	5	10,833,140.50	1,272,863,107.09	-20.14	40.36	453	26862	-17.03	25.14
	6	12,467,483.44	1,285,330,590.53	-58.17	15.09	541	27403	39.07	19.43
	7	10,568,655.86	1,295,899,246.39	-12.56	-15.23	705	28108	94.75	30.31
	8	17,064,557.72	1,312,963,804.11	40.78	61.46	1248	29356	208.15	77.02
	9	17,276,339.79	1,330,240,143.90	-2.40	1.24	1784	31140	392.82	42.95
	10	17,817,489.98	1,348,057,633.88	-5.07	3.13	2167	33307	495.33	21.47
	11	17,301,391.81	1,365,359,025.69	55.26	-2.90	2191	35498	476.58	1.11
	12	43,581,219.20	1,408,940,244.89	75.37	151.89	2489	37987	496.88	13.60
2024	1	20,567,415.36	1,429,507,660.25	27.38	-52.81	2662	40649	660.57	6.95
	2	16,831,034.82	1,446,338,695.07	5.84	-18.17	2741	43390	602.82	2.97
	3	23,036,268.08	1,469,374,963.15	85.53	36.87	2945	46335	512.27	7.44
	4	10,110,333.66	1,479,485,296.81			1612	47947		

Cuadro 7: SIPA: Montos y número de transacciones Acumulado del 3 de marzo de 2011 al 12 de abril de 2024 Por país de origen vs destino

—país de origen (fila) vs país de destino (columna)—

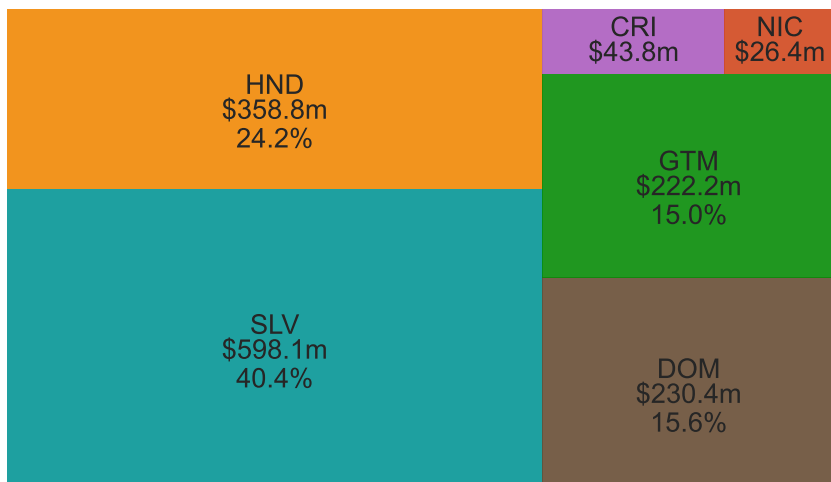
Credito Debito	CRI	DOM	GTM	HND	NIC	SLV	Total
Monto en USD							
CRI	0.00	75,522.11	10,027,472.69	123,782.40	32,412,190.84	1,111,280.20	43,750,248.24
DOM	5,000.00	0.00	194,792,952.71	17,328,324.62	15,710,446.11	2,514,121.37	230,350,844.81
GTM	27.00	41,940.00	0.00	1,253,281.51	1,204,570.95	219,660,487.94	222,160,307.40
HND	34,583.89	780,917.50	153,085,232.30	0.00	9,604,106.43	195,270,284.85	358,775,124.97
NIC	20,396.64	26,947.00	16,175,388.74	6,381,951.76	0.00	3,779,183.29	26,383,867.43
SLV	484,755.40	1,110,277.04	384,683,050.23	180,447,758.43	31,339,062.86	0.00	598,064,903.96
Total	544,762.93	2,035,603.65	758,764,096.67	205,535,098.72	90,270,377.19	422,335,357.65	1,479,485,296.81
Número de transacciones							
CRI	0	146	670	28	616	162	1622
DOM	1	0	10916	2346	2663	324	16250
GTM	9	14	0	51	187	235	496
HND	5	83	4809	0	1211	585	6693
NIC	2	15	1138	459	0	297	1911
SLV	282	504	13727	3223	3239	0	20975
Total	299	762	31260	6107	7916	1603	47947

Cuadro 8: SIPA: Montos enviados y recibidos por cada país (miles de USD)

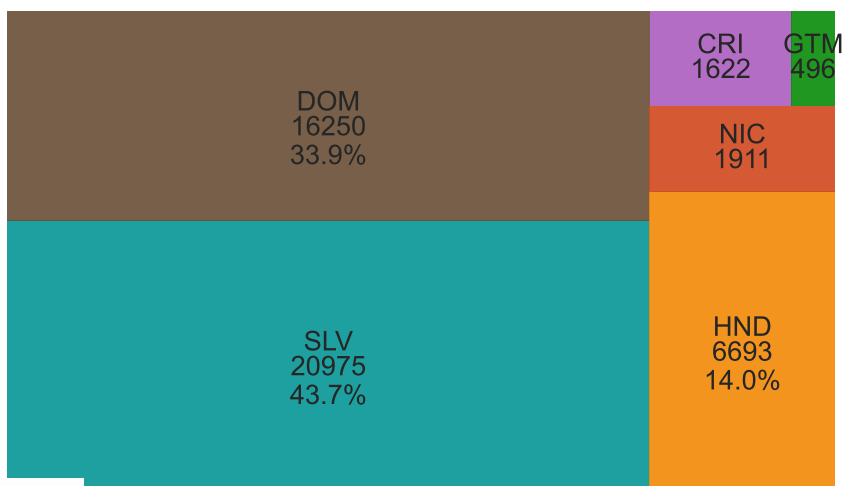
Año	Recibidos						Enviados						Total
	CRI	DOM	GTM	HND	NIC	SLV	CRI	DOM	GTM	HND	NIC	SLV	Total
2011	0.0	172.0	1,472.6	734.4	23.8	44,219.7	0.0	75.5	43,825.0	1,546.1	1,176.1	0.0	46,622.6
2012	0.0	66.2	8,693.1	74.3	224.0	65,369.2	0.0	257.1	64,546.9	9,558.9	50.9	13.1	74,426.9
2013	0.0	72.1	8,963.2	708.1	261.6	81,152.5	0.0	95.1	64,455.1	25,120.2	1,456.4	30.8	91,157.5
2014	0.0	47.6	14,920.7	493.6	1,201.1	5,614.3	0.0	114.1	1,183.4	10,657.4	1,083.2	9,239.2	22,277.3
2015	0.0	18.1	40,282.1	116.6	1,539.6	43,374.8	0.0	131.5	42,068.7	14,456.5	982.0	27,692.5	85,331.2
2016	0.0	17.0	51,530.7	58.9	649.2	4,388.9	0.0	2,536.6	3,498.5	11,401.9	1,037.3	38,170.3	56,644.6
2017	0.0	25.9	83,807.9	645.7	1,880.1	1,309.3	0.0	4,770.0	183.8	16,955.3	691.2	65,068.6	87,668.9
2018	0.0	55.6	81,844.3	3,134.3	2,926.5	2,319.9	0.0	15,967.0	479.0	10,864.0	4,449.7	58,520.9	90,280.6
2019	0.0	28.7	91,063.3	8,698.3	7,224.4	993.8	2,830.7	19,776.0	612.9	12,623.2	1,698.2	70,467.5	108,008.4
2020	20.4	20.0	71,316.3	7,850.9	8,280.6	17,890.1	5,803.3	21,050.8	22.1	30,321.3	1,384.4	46,796.5	105,378.3
2021	0.0	81.1	82,254.0	62,064.5	7,949.1	113,093.8	7,347.7	39,674.9	518.4	133,376.4	3,658.9	80,866.2	265,442.5
2022	0.0	171.1	88,813.3	54,369.8	6,467.0	26,787.0	6,524.9	56,968.2	339.6	47,713.4	4,100.7	60,961.4	176,608.1
2023	264.5	771.7	96,044.9	57,587.5	30,511.9	13,912.9	13,589.7	54,494.6	44.3	30,066.3	3,795.0	97,103.3	199,093.2
2024	259.9	488.5	37,757.8	8,998.2	21,131.5	1,909.1	7,654.1	14,439.5	382.7	4,114.3	819.9	43,134.6	70,545.1
Total	544.8	2,035.6	758,764.1	205,535.1	90,270.4	422,335.4	43,750.2	230,350.8	222,160.3	358,775.1	26,383.9	598,064.9	1,479,485.3

Figura 8: SIPA: Distribución de los montos y número de transacciones Acumulado del 3 de marzo de 2011 al 12 de abril de 2024 Por país de origen y de destino

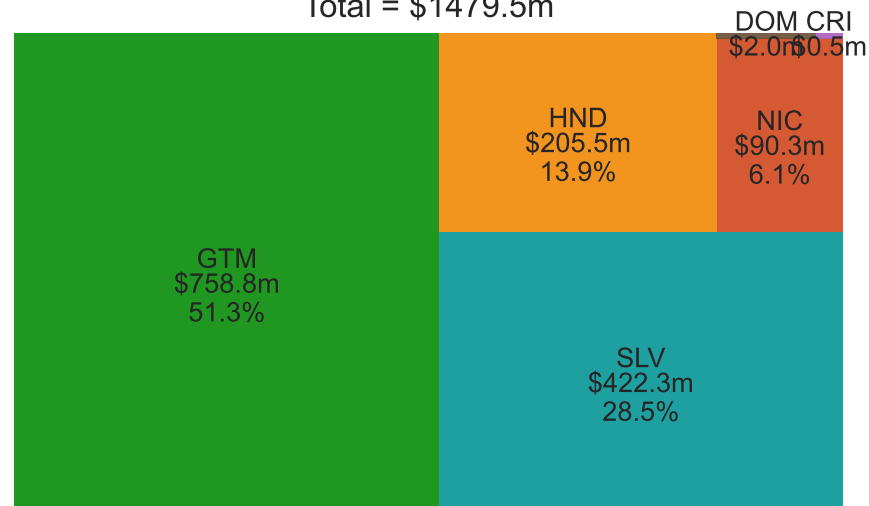
SIPA: Monto enviado por cada país
Total = \$1479.5m



SIPA: Transacciones enviadas por cada país
Total = 47947



SIPA: Monto recibido por cada país
Total = \$1479.5m



SIPA: Transacciones recibidas por cada país
Total = 47947

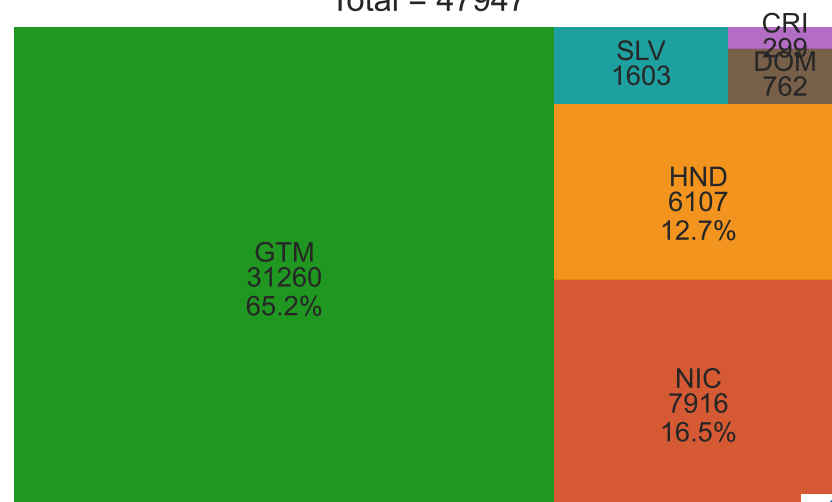


Figura 9: SIPA: Flujos de pagos predominantes
Acumulado del 3 de marzo de 2011 al 12 de abril de 2024
Por países de origen→destino

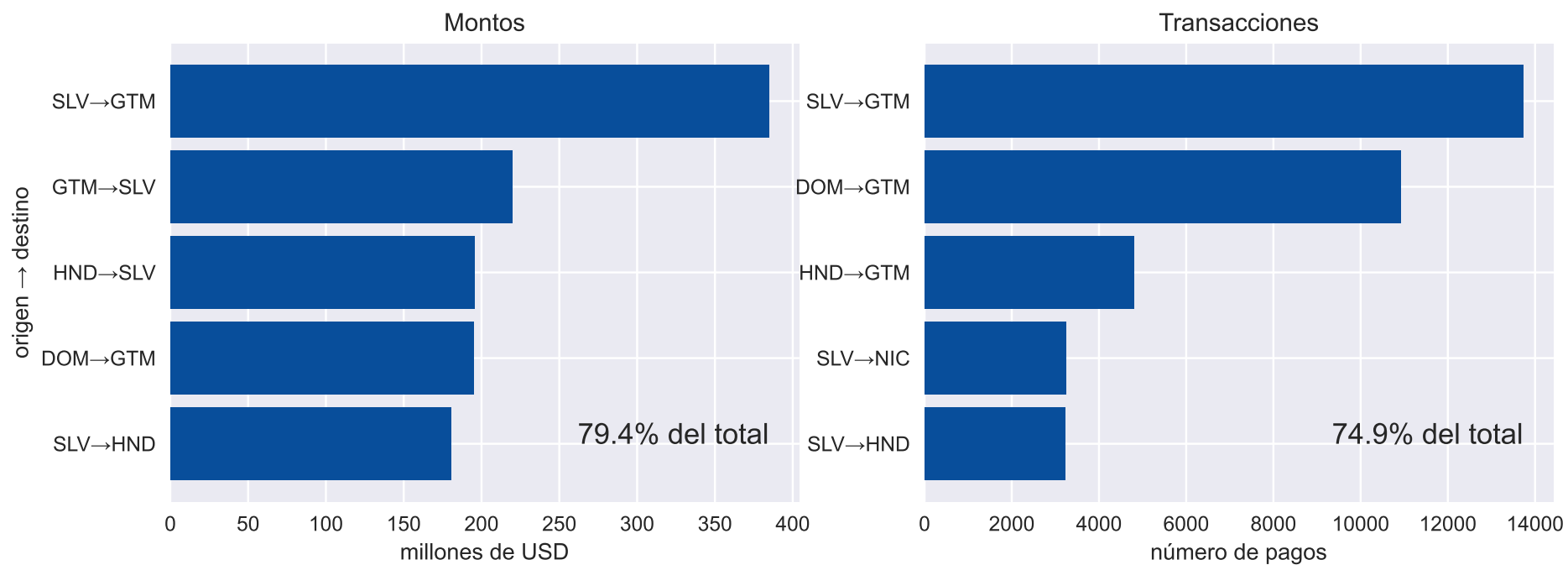
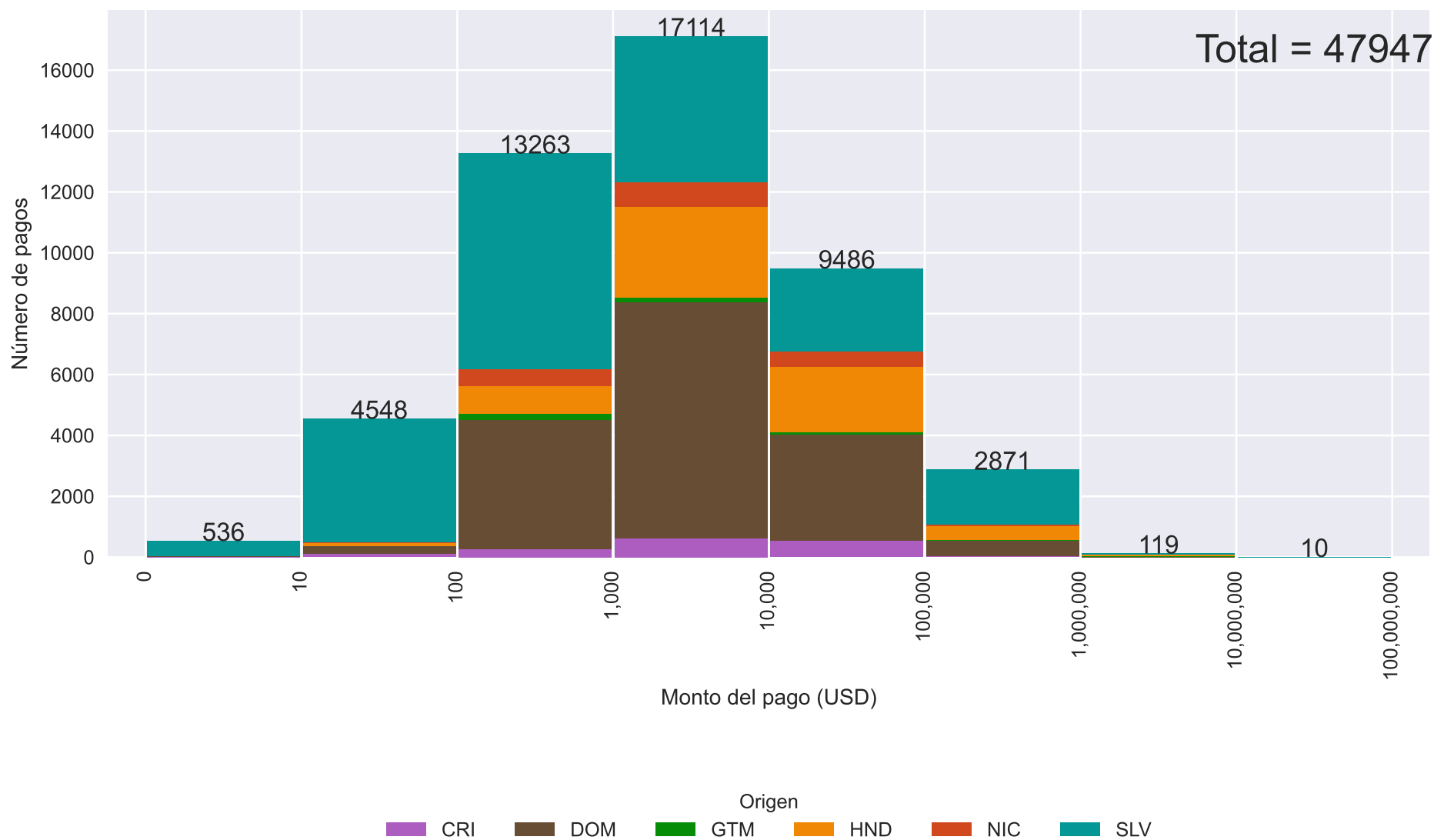


Figura 10: SIPA: Distribución de los pagos
Acumulado del 3 de marzo de 2011 al 12 de abril de 2024
Por monto del pago y país de origen



Cuadro 9: SIPA: Número de pagos enviados y recibidos por cada país

Año	Recibidos						Enviados						Total
	CRI	DOM	GTM	HND	NIC	SLV	CRI	DOM	GTM	HND	NIC	SLV	
2011	0	9	84	8	15	46	0	28	52	67	15	0	162
2012	0	18	534	20	52	41	0	124	65	466	8	2	665
2013	0	23	554	52	100	63	0	86	53	494	158	1	792
2014	0	14	670	30	124	63	0	92	24	488	169	128	901
2015	0	3	905	27	243	127	0	96	48	736	123	302	1305
2016	0	2	1209	19	147	106	0	272	41	554	167	449	1483
2017	0	3	1381	76	319	100	0	751	65	591	130	342	1879
2018	0	10	1701	251	424	161	0	1389	50	507	144	457	2547
2019	0	8	2331	357	546	132	33	1971	35	519	174	642	3374
2020	6	9	2269	439	462	113	96	1978	12	407	142	663	3298
2021	0	26	2594	696	502	105	237	2410	12	476	221	567	3923
2022	0	15	2752	920	713	97	272	2857	10	684	202	472	4497
2023	142	305	7958	2048	2437	271	604	3230	14	542	215	8556	13161
2024	151	317	6318	1164	1832	178	380	966	15	162	43	8394	9960
Total	299	762	31260	6107	7916	1603	1622	16250	496	6693	1911	20975	47947

Parte IV

Devoluciones

Cuadro 10: SIPA: Devoluciones

Año	Mes	Monto (USD)			Transacciones		
		Devuelto	Pagado	% devuelto	Devuelto	Pagado	% devuelto
2015	2	6,533.94	2,953,381.12	0.22	3	116	2.59
	3	98,314.48	8,097,583.03	1.21	3	168	1.79
	4	32,272.00	8,744,473.50	0.37	4	106	3.77
	5	0.00	16,096,751.59	0.00	0	100	0.00
	6	1,133.00	7,069,228.35	0.02	4	103	3.88
	7	34,565.48	15,559,904.64	0.22	5	114	4.39
	8	0.00	2,831,601.37	0.00	0	96	0.00
	9	36,538.26	7,204,888.14	0.51	2	108	1.85
	10	0.00	3,964,331.46	0.00	0	90	0.00
	11	3,579.00	5,393,814.83	0.07	1	103	0.97
	12	27,485.00	4,173,576.48	0.66	3	106	2.83
	2016	1	21,344.36	4,300,036.53	0.50	1	97
2		21,518.04	5,283,627.68	0.41	1	128	0.78
3		19,040.00	4,671,464.35	0.41	3	121	2.48
4		18,147.90	5,099,072.13	0.36	1	126	0.79
5		23,275.20	3,744,480.89	0.62	3	94	3.19
6		9,414.00	7,699,402.68	0.12	4	118	3.39
7		17,848.72	4,221,549.65	0.42	4	107	3.74
8		109,042.50	4,666,727.51	2.34	2	127	1.57
9		3,000.00	4,545,949.95	0.07	1	147	0.68
10		6,845.00	3,913,620.33	0.17	1	130	0.77
11		3,097.22	3,271,270.21	0.09	3	135	2.22
12		6,830.00	5,227,378.86	0.13	2	153	1.31
2017	1	0.00	8,335,187.97	0.00	0	178	0.00
	2	0.00	6,195,824.26	0.00	0	116	0.00
	3	82,198.75	6,857,285.48	1.20	9	232	3.88
	4	4,025.00	5,521,958.44	0.07	2	125	1.60
	5	4,290.00	6,963,614.23	0.06	2	154	1.30
	6	14,610.90	6,367,654.69	0.23	4	144	2.78
	7	23,205.13	7,002,167.12	0.33	6	153	3.92
	8	6,830.00	6,978,827.11	0.10	4	148	2.70
	9	11,690.00	6,550,395.70	0.18	4	132	3.03
	10	54,404.00	6,719,532.44	0.81	5	157	3.18

Continued on next page

Año	Mes	Monto			Número de pagos		
		Devuelto	Pagado	% devuelto	Devuelto	Pagado	% devuelto
	11	91,868.08	11,697,867.52	0.79	3	180	1.67
	12	72,990.00	8,478,632.53	0.86	4	160	2.50
2018	1	5,095.00	7,431,360.47	0.07	2	144	1.39
	2	59,503.30	6,963,537.83	0.85	6	177	3.39
	3	14,318.05	6,404,822.62	0.22	7	168	4.17
	4	134,849.57	5,779,748.52	2.33	21	182	11.54
	5	82,981.00	7,081,763.06	1.17	11	212	5.19
	6	35,715.11	6,503,075.55	0.55	8	221	3.62
	7	36,116.94	7,360,669.77	0.49	9	208	4.33
	8	27,428.57	8,368,600.31	0.33	10	249	4.02
	9	3,195.00	8,627,648.69	0.04	2	246	0.81
	10	6,221.00	9,043,954.92	0.07	2	244	0.82
	11	16,506.32	9,178,380.57	0.18	4	248	1.61
	12	65,030.67	7,537,036.62	0.86	6	248	2.42
2019	1	39,883.95	9,562,831.69	0.42	3	244	1.23
	2	200,644.98	7,420,404.35	2.70	7	210	3.33
	3	3,152.96	7,427,716.54	0.04	3	261	1.15
	4	205,927.91	7,519,105.18	2.74	6	267	2.25
	5	142,150.80	8,793,222.91	1.62	8	303	2.64
	6	4,160.00	8,622,567.91	0.05	3	278	1.08
	7	33,699.33	10,061,594.25	0.33	7	314	2.23
	8	31,703.61	11,862,425.37	0.27	10	300	3.33
	9	75,161.12	7,969,452.72	0.94	4	261	1.53
	10	13,133.00	8,290,713.04	0.16	6	332	1.81
	11	12,580.62	10,548,278.92	0.12	6	305	1.97
	12	23,360.00	9,930,123.09	0.24	7	299	2.34
2020	1	236,397.50	11,092,622.25	2.13	5	313	1.60
	2	22,732.00	7,842,999.63	0.29	12	269	4.46
	3	76,820.81	5,877,938.58	1.31	9	264	3.41
	4	3,941.43	5,473,484.74	0.07	1	180	0.56
	5	490.00	4,389,265.91	0.01	3	209	1.44
	6	89,770.94	7,614,545.18	1.18	10	241	4.15
	7	34,154.00	6,805,099.54	0.50	6	286	2.10
	8	80,910.76	7,011,626.12	1.15	10	258	3.88
	9	65,531.40	10,358,215.15	0.63	5	292	1.71

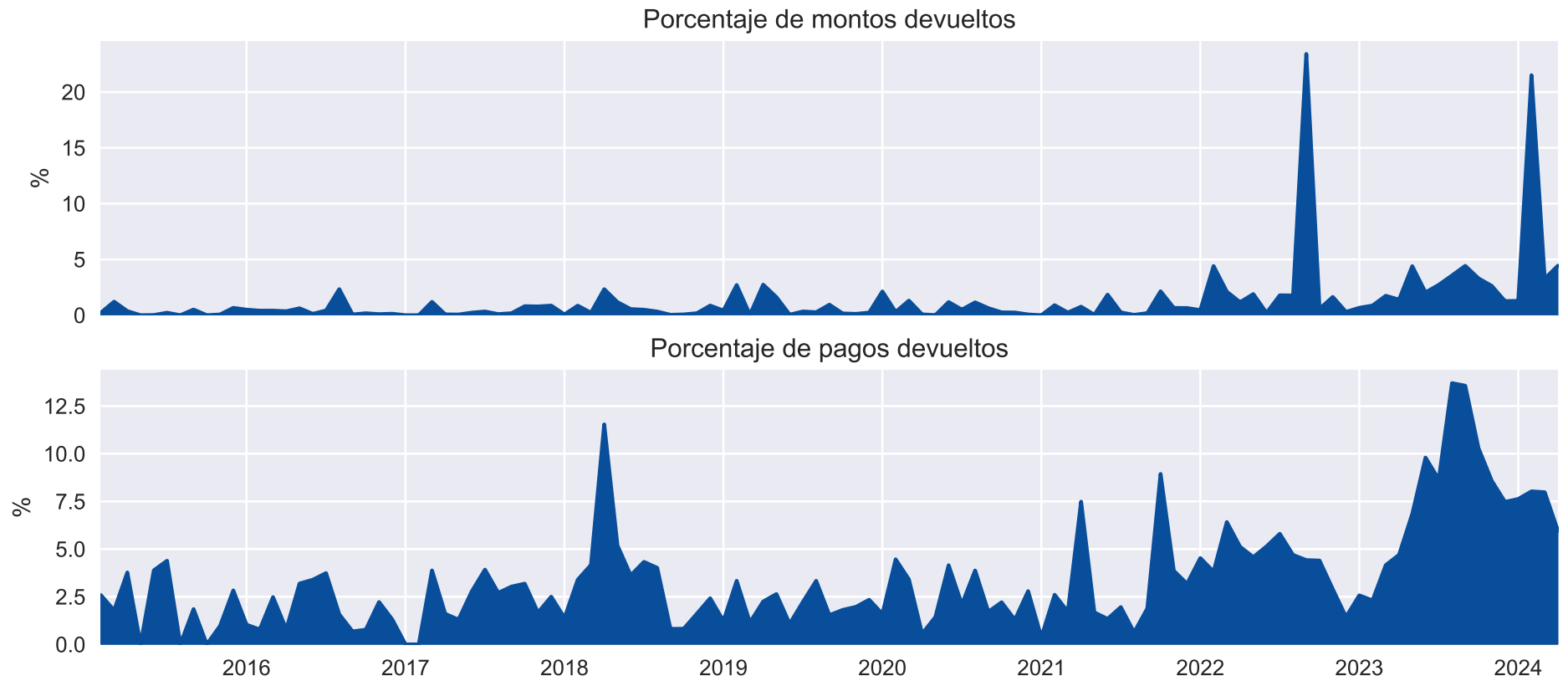
Continued on next page

Año	Mes	Monto			Número de pagos		
		Devuelto	Pagado	% devuelto	Devuelto	Pagado	% devuelto
	10	25,659.73	9,964,650.81	0.26	7	317	2.21
	11	26,910.00	11,177,559.55	0.24	4	311	1.29
	12	11,683.57	17,770,284.48	0.07	10	358	2.79
2021	1	472.91	42,503,862.70	0.00	1	265	0.38
	2	101,331.58	11,280,316.61	0.90	7	269	2.60
	3	26,975.24	11,233,964.93	0.24	6	350	1.71
	4	236,580.83	30,912,457.63	0.77	25	334	7.49
	5	7,821.41	21,199,019.90	0.04	5	298	1.68
	6	226,077.00	12,247,006.54	1.85	5	374	1.34
	7	64,828.80	26,092,925.58	0.25	7	358	1.96
	8	6,519.64	20,904,720.60	0.03	2	319	0.63
	9	47,414.43	25,629,718.27	0.18	7	371	1.89
	10	197,237.20	9,196,638.71	2.14	27	302	8.94
	11	166,263.57	25,482,300.91	0.65	13	337	3.86
	12	184,770.06	28,759,610.28	0.64	11	346	3.18
2022	1	41,642.10	9,106,728.85	0.46	12	265	4.53
	2	355,313.83	8,063,605.91	4.41	10	262	3.82
	3	218,345.88	10,352,802.32	2.11	24	374	6.42
	4	105,370.70	9,040,210.65	1.17	19	371	5.12
	5	256,946.89	13,565,721.70	1.89	25	546	4.58
	6	63,214.39	29,807,798.28	0.21	20	389	5.14
	7	215,640.05	12,086,451.82	1.78	21	362	5.80
	8	214,488.92	12,121,250.15	1.77	19	405	4.69
	9	4,144,275.33	17,700,893.65	23.41	16	362	4.42
	10	107,732.61	18,768,409.37	0.57	16	364	4.40
	11	182,255.10	11,143,397.28	1.64	11	380	2.89
	12	74,658.95	24,850,833.06	0.30	6	417	1.44
2023	1	107,172.37	16,146,141.22	0.66	9	350	2.57
	2	137,667.72	15,902,249.83	0.87	9	390	2.31
	3	216,361.10	12,416,254.25	1.74	20	481	4.16
	4	107,791.43	7,718,268.11	1.40	17	362	4.70
	5	476,103.13	10,833,140.50	4.39	31	453	6.84
	6	254,611.22	12,467,483.44	2.04	53	541	9.80
	7	287,613.13	10,568,655.86	2.72	61	705	8.65
	8	608,027.80	17,064,557.72	3.56	171	1248	13.70

Continued on next page

Año	Mes	Monto			Número de pagos		
		Devuelto	Pagado	% devuelto	Devuelto	Pagado	% devuelto
	9	764,102.57	17,276,339.79	4.42	242	1784	13.57
	10	588,545.50	17,817,489.98	3.30	223	2167	10.29
	11	454,510.57	17,301,391.81	2.63	188	2191	8.58
	12	550,149.02	43,581,219.20	1.26	186	2489	7.47
2024	1	264,759.48	20,567,415.36	1.29	203	2662	7.63
	2	3,620,042.56	16,831,034.82	21.51	220	2741	8.03
	3	755,243.65	23,036,268.08	3.28	235	2945	7.98
	4	449,045.66	10,110,333.66	4.44	96	1612	5.96

Figura 11: SIPA: Devoluciones



Cuadro 11: SIPA: Detalle de devoluciones

Fecha valor	Debito	Credito	Monto
2024-01-02	CRI	SLV	1.00
2024-01-02	CRI	SLV	10.00
2024-01-02	CRI	SLV	10.00
2024-01-02	GTM	SLV	20.00
2024-01-02	NIC	SLV	8.00
2024-01-02	NIC	SLV	816.00
2024-01-02	DOM	SLV	5.00
2024-01-03	CRI	SLV	388.00
2024-01-03	CRI	SLV	110.74
2024-01-03	GTM	SLV	358.00
2024-01-03	GTM	DOM	90.00
2024-01-03	DOM	SLV	5.00
2024-01-04	CRI	SLV	500.00
2024-01-04	CRI	SLV	15.00
2024-01-04	CRI	SLV	300.00
2024-01-04	GTM	SLV	150.00
2024-01-04	GTM	SLV	300.00
2024-01-04	GTM	SLV	20.00
2024-01-05	CRI	SLV	50.00
2024-01-05	CRI	SLV	100.00
2024-01-05	GTM	SLV	20.00
2024-01-05	GTM	SLV	449.89
2024-01-05	GTM	SLV	80.00
2024-01-05	GTM	SLV	2,000.00
2024-01-05	GTM	SLV	90.00
2024-01-05	NIC	SLV	212.48
2024-01-08	CRI	SLV	500.00
2024-01-08	CRI	SLV	5.00
2024-01-08	CRI	SLV	50.00
2024-01-08	GTM	SLV	880.00
2024-01-08	GTM	SLV	600.00
2024-01-09	CRI	SLV	113.00
2024-01-09	CRI	SLV	700.00
	:	:	:

Fecha valor	Débito	Crédito	Monto
:	:	:	:
2024-01-09	GTM	SLV	400.00
2024-01-09	GTM	SLV	198.87
2024-01-09	GTM	SLV	28.00
2024-01-09	GTM	SLV	30.00
2024-01-09	GTM	SLV	750.00
2024-01-09	GTM	SLV	90.00
2024-01-09	GTM	DOM	2,000.00
2024-01-09	HND	SLV	450.00
2024-01-09	HND	SLV	20.00
2024-01-09	HND	SLV	60.00
2024-01-10	CRI	SLV	5.00
2024-01-10	CRI	SLV	200.00
2024-01-10	CRI	SLV	25.00
2024-01-10	CRI	SLV	20.00
2024-01-10	CRI	SLV	2.00
2024-01-10	CRI	SLV	255.00
2024-01-10	GTM	SLV	3,479.89
2024-01-10	GTM	SLV	105.00
2024-01-10	GTM	SLV	162.00
2024-01-11	CRI	SLV	50.00
2024-01-11	CRI	SLV	5.00
2024-01-11	GTM	SLV	20.00
2024-01-11	GTM	SLV	235.00
2024-01-11	GTM	SLV	485.00
2024-01-11	GTM	SLV	2,500.00
2024-01-11	GTM	SLV	269.00
2024-01-11	GTM	SLV	0.01
2024-01-11	GTM	SLV	180.00
2024-01-11	GTM	HND	480.00
2024-01-12	CRI	SLV	800.00
2024-01-12	GTM	SLV	3,060.00
2024-01-12	GTM	SLV	6.60
2024-01-12	GTM	SLV	35.00
2024-01-12	DOM	SLV	100.00
2024-01-15	GTM	SLV	10.00
2024-01-15	GTM	SLV	1,000.00
2024-01-15	GTM	SLV	250.00
2024-01-15	GTM	SLV	3.50
	:	:	:

Fecha valor	Débito	Crédito	Monto
:	:	:	:
2024-01-15	DOM	CRI	200.00
2024-01-16	CRI	SLV	1,000.00
2024-01-16	CRI	SLV	50.00
2024-01-16	CRI	SLV	113.00
2024-01-16	CRI	SLV	3,000.00
2024-01-16	CRI	SLV	800.00
2024-01-16	CRI	SLV	100.00
2024-01-16	CRI	SLV	73.75
2024-01-16	CRI	SLV	200.00
2024-01-16	GTM	SLV	50.00
2024-01-16	GTM	SLV	90.00
2024-01-16	GTM	SLV	1,595.00
2024-01-16	GTM	SLV	91.53
2024-01-16	GTM	SLV	50.00
2024-01-16	GTM	SLV	1,530.00
2024-01-16	GTM	SLV	25.00
2024-01-16	HND	SLV	12.00
2024-01-17	CRI	SLV	850.00
2024-01-17	GTM	SLV	1.69
2024-01-17	GTM	SLV	936.77
2024-01-17	GTM	SLV	3,060.00
2024-01-17	GTM	SLV	1,493.47
2024-01-17	GTM	SLV	35.00
2024-01-17	HND	SLV	12.00
2024-01-17	HND	SLV	5.00
2024-01-17	NIC	SLV	40.00
2024-01-18	CRI	SLV	850.00
2024-01-18	CRI	SLV	1,300.00
2024-01-18	CRI	SLV	4,500.00
2024-01-18	CRI	SLV	56.50
2024-01-18	GTM	SLV	100.00
2024-01-18	GTM	SLV	650.00
2024-01-18	GTM	SLV	40.00
2024-01-18	GTM	SLV	1,513.69
2024-01-18	GTM	SLV	12.80
2024-01-18	GTM	SLV	35.50
2024-01-18	GTM	SLV	20.00
2024-01-18	NIC	SLV	48.00
	:	:	:



Fecha valor	Débito	Crédito	Monto
⋮	⋮	⋮	⋮
2024-01-18	DOM	SLV	50.00
2024-01-19	CRI	SLV	55,000.00
2024-01-19	CRI	SLV	600.00
2024-01-19	CRI	SLV	867.00
2024-01-19	CRI	SLV	32.00
2024-01-19	CRI	SLV	1.00
2024-01-19	CRI	SLV	25.00
2024-01-19	CRI	SLV	100.00
2024-01-19	GTM	SLV	40.00
2024-01-19	GTM	SLV	15.00
2024-01-19	GTM	SLV	5,000.00
2024-01-19	HND	SLV	874.00
2024-01-22	CRI	SLV	20.00
2024-01-22	CRI	SLV	1,355.00
2024-01-22	CRI	SLV	300.00
2024-01-22	GTM	SLV	650.00
2024-01-22	GTM	SLV	1,720.00
2024-01-22	GTM	SLV	875.00
2024-01-22	GTM	SLV	1,150.00
2024-01-22	GTM	SLV	2,000.00
2024-01-22	GTM	SLV	15.00
2024-01-22	GTM	SLV	485.00
2024-01-22	GTM	SLV	12,719.98
2024-01-22	GTM	SLV	180.00
2024-01-22	GTM	SLV	1,120.00
2024-01-22	GTM	SLV	1.00
2024-01-22	GTM	SLV	1,000.00
2024-01-22	GTM	DOM	10,000.00
2024-01-22	GTM	DOM	1,042.00
2024-01-22	NIC	SLV	10,000.00
2024-01-23	CRI	SLV	600.00
2024-01-23	CRI	SLV	1,142.42
2024-01-23	GTM	SLV	233.00
2024-01-23	GTM	SLV	875.00
2024-01-23	GTM	SLV	550.00
2024-01-23	GTM	SLV	168.00
2024-01-23	GTM	SLV	34,612.15
2024-01-23	GTM	DOM	16,975.00
⋮	⋮	⋮	⋮

Fecha valor	Débito	Crédito	Monto
⋮	⋮	⋮	⋮
2024-01-23	NIC	SLV	20.00
2024-01-24	CRI	SLV	600.00
2024-01-24	CRI	SLV	90.00
2024-01-24	CRI	SLV	700.00
2024-01-24	CRI	SLV	927.00
2024-01-24	CRI	SLV	32.00
2024-01-24	CRI	SLV	584.00
2024-01-24	GTM	SLV	12,719.98
2024-01-24	GTM	SLV	185.00
2024-01-24	GTM	SLV	5.00
2024-01-24	HND	SLV	150.00
2024-01-25	CRI	SLV	585.00
2024-01-25	GTM	SLV	335.00
2024-01-25	GTM	DOM	6,599.36
2024-01-25	HND	SLV	129.00
2024-01-25	NIC	SLV	20.00
2024-01-26	CRI	SLV	890.00
2024-01-26	GTM	SLV	1,000.00
2024-01-26	GTM	SLV	40.00
2024-01-26	GTM	SLV	1,580.70
2024-01-26	GTM	SLV	925.00
2024-01-26	GTM	DOM	3,205.00
2024-01-26	HND	SLV	34.60
2024-01-30	CRI	SLV	195.00
2024-01-30	CRI	SLV	90.00
2024-01-30	CRI	SLV	2,500.00
2024-01-30	CRI	SLV	1,355.00
2024-01-30	CRI	SLV	200.00
2024-01-30	CRI	SLV	50.00
2024-01-30	GTM	SLV	1,120.00
2024-01-30	GTM	SLV	100.00
2024-01-30	GTM	SLV	10.00
2024-01-30	GTM	SLV	50.00
2024-01-30	GTM	SLV	13.00
2024-01-30	GTM	SLV	2,500.00
2024-01-30	HND	SLV	75.00
2024-01-30	HND	SLV	400.00
⋮	⋮	⋮	⋮

Fecha valor	Débito	Crédito	Monto
⋮	⋮	⋮	⋮
2024-01-30	DOM	CRI	150.00
2024-01-30	DOM	SLV	4.00
2024-01-31	CRI	SLV	25.00
2024-01-31	CRI	SLV	1,000.00
2024-01-31	CRI	SLV	5,000.00
2024-01-31	CRI	SLV	25.00
2024-01-31	CRI	SLV	2.00
2024-01-31	CRI	SLV	19.61
2024-01-31	CRI	SLV	25.00
2024-01-31	CRI	SLV	25.00
2024-01-31	GTM	SLV	250.00
2024-01-31	GTM	SLV	3,000.00
2024-01-31	GTM	SLV	500.00
2024-01-31	GTM	SLV	7.56
2024-01-31	GTM	SLV	54.00
2024-01-31	GTM	SLV	100.00
2024-01-31	GTM	HND	480.00
2024-01-31	NIC	SLV	20.00
2024-01-31	NIC	SLV	20.00
2024-02-01	GTM	SLV	9,716.90
2024-02-01	GTM	SLV	12,719.98
2024-02-01	GTM	SLV	27.60
2024-02-01	GTM	SLV	100.00
2024-02-01	GTM	SLV	600.00
2024-02-01	GTM	NIC	666.50
2024-02-01	GTM	DOM	24,983.75
2024-02-01	GTM	DOM	86,832.00
2024-02-02	CRI	SLV	23.00
2024-02-02	CRI	SLV	615.00
2024-02-02	CRI	SLV	169.00
2024-02-02	CRI	SLV	800.00
2024-02-02	CRI	SLV	615.00
2024-02-02	GTM	SLV	650.00
2024-02-02	DOM	SLV	50.00
2024-02-05	CRI	SLV	169.00
2024-02-05	CRI	SLV	400.00
2024-02-05	GTM	SLV	550.00
2024-02-05	GTM	SLV	633.71
2024-02-05	GTM	DOM	1,042.00
⋮	⋮	⋮	⋮



Fecha valor	Débito	Crédito	Monto
⋮	⋮	⋮	⋮
2024-02-05	GTM	DOM	1,855.50
2024-02-05	HND	SLV	1,333.00
2024-02-06	CRI	SLV	45.00
2024-02-06	CRI	SLV	110.00
2024-02-06	GTM	SLV	30.00
2024-02-06	GTM	SLV	1,040.00
2024-02-06	GTM	SLV	19.41
2024-02-06	GTM	DOM	6,526.00
2024-02-06	GTM	DOM	10,000.00
2024-02-06	HND	SLV	221.00
2024-02-06	NIC	SLV	50.00
2024-02-07	CRI	SLV	250.00
2024-02-07	CRI	NIC	1,808.00
2024-02-07	GTM	SLV	107.00
2024-02-07	GTM	SLV	70.00
2024-02-07	GTM	SLV	300.00
2024-02-07	GTM	SLV	200.00
2024-02-07	GTM	SLV	12,719.98
2024-02-07	GTM	SLV	485.00
2024-02-07	GTM	SLV	422.72
2024-02-07	GTM	SLV	150.00
2024-02-07	GTM	SLV	2,000.00
2024-02-07	GTM	DOM	571.50
2024-02-07	NIC	SLV	120.00
2024-02-07	NIC	SLV	98.87
2024-02-08	CRI	SLV	100.00
2024-02-08	CRI	SLV	1,000.00
2024-02-08	GTM	SLV	70.00
2024-02-08	GTM	SLV	9,716.90
2024-02-08	GTM	SLV	1,300,000.00
2024-02-08	GTM	SLV	100.00
2024-02-08	GTM	SLV	50.00
2024-02-08	HND	SLV	25.00
2024-02-08	HND	SLV	129.00
2024-02-09	CRI	SLV	97.00
2024-02-09	CRI	SLV	98.00
2024-02-09	GTM	SLV	400.00
2024-02-09	GTM	SLV	300.00
⋮	⋮	⋮	⋮

Fecha valor	Débito	Crédito	Monto
⋮	⋮	⋮	⋮
2024-02-09	GTM	SLV	64.00
2024-02-09	GTM	SLV	12.80
2024-02-09	HND	SLV	90.00
2024-02-12	CRI	SLV	19.61
2024-02-12	CRI	SLV	23.75
2024-02-12	CRI	SLV	100.00
2024-02-12	CRI	SLV	40.00
2024-02-12	GTM	SLV	100.00
2024-02-12	GTM	SLV	315.00
2024-02-12	GTM	SLV	2,000.00
2024-02-12	GTM	SLV	100.00
2024-02-13	GTM	SLV	4,000.00
2024-02-13	GTM	SLV	45.00
2024-02-13	GTM	SLV	10.00
2024-02-13	GTM	SLV	50.00
2024-02-13	GTM	SLV	358.00
2024-02-13	GTM	HND	5,345.00
2024-02-14	CRI	SLV	500.00
2024-02-14	CRI	SLV	500.00
2024-02-14	CRI	SLV	19.50
2024-02-14	SLV	CRI	1,945.00
2024-02-14	GTM	SLV	115.00
2024-02-14	GTM	SLV	1,188.91
2024-02-14	GTM	SLV	125.00
2024-02-14	GTM	SLV	46.00
2024-02-14	GTM	SLV	128.00
2024-02-14	GTM	SLV	12.50
2024-02-14	GTM	SLV	1.00
2024-02-14	NIC	SLV	50.00
2024-02-15	GTM	SLV	300.00
2024-02-15	GTM	SLV	6.00
2024-02-15	GTM	SLV	205.00
2024-02-15	GTM	SLV	500,000.00
2024-02-15	GTM	SLV	1,300,000.00
2024-02-15	GTM	SLV	25.00
2024-02-15	GTM	SLV	5.00
2024-02-15	GTM	SLV	1,900.00
2024-02-15	GTM	SLV	2,450.00
⋮	⋮	⋮	⋮

Fecha valor	Débito	Crédito	Monto
⋮	⋮	⋮	⋮
2024-02-15	GTM	SLV	775.00
2024-02-15	GTM	SLV	40,200.00
2024-02-15	GTM	SLV	55.00
2024-02-16	CRI	SLV	25.00
2024-02-16	GTM	SLV	750.00
2024-02-16	GTM	SLV	1,025.09
2024-02-16	NIC	SLV	1,250.00
2024-02-19	GTM	SLV	764.50
2024-02-19	GTM	SLV	50.00
2024-02-19	GTM	SLV	100.00
2024-02-19	GTM	SLV	775.00
2024-02-19	GTM	SLV	1,900.00
2024-02-19	HND	SLV	40.00
2024-02-19	NIC	SLV	140.00
2024-02-19	NIC	SLV	150.00
2024-02-19	NIC	SLV	150.00
2024-02-20	CRI	SLV	5.00
2024-02-20	CRI	SLV	5.00
2024-02-20	CRI	SLV	10.00
2024-02-20	CRI	SLV	40.00
2024-02-20	CRI	SLV	3,255.00
2024-02-20	CRI	SLV	200.00
2024-02-20	CRI	SLV	150.00
2024-02-20	CRI	SLV	100.00
2024-02-20	GTM	SLV	2,000.00
2024-02-20	GTM	SLV	2,000.00
2024-02-20	GTM	SLV	1,000.00
2024-02-20	GTM	SLV	2,500.00
2024-02-20	GTM	SLV	2,000.00
2024-02-20	GTM	SLV	1,000.00
2024-02-20	GTM	SLV	800.00
2024-02-20	GTM	SLV	2,090.00
2024-02-20	GTM	SLV	1,500.00
2024-02-20	GTM	SLV	141.00
2024-02-20	GTM	SLV	335.25
2024-02-20	GTM	SLV	1,000.00
2024-02-20	GTM	SLV	2,000.00
2024-02-20	GTM	SLV	2,000.00
⋮	⋮	⋮	⋮



Fecha valor	Débito	Crédito	Monto
⋮	⋮	⋮	⋮
2024-02-20	GTM	SLV	355.00
2024-02-20	NIC	SLV	600.00
2024-02-21	CRI	SLV	5.00
2024-02-21	CRI	SLV	40.00
2024-02-21	CRI	SLV	150.00
2024-02-21	CRI	SLV	14,092.00
2024-02-21	CRI	SLV	5.00
2024-02-21	CRI	SLV	425.00
2024-02-21	GTM	SLV	1,250.00
2024-02-21	GTM	SLV	525.00
2024-02-21	GTM	SLV	188.00
2024-02-21	GTM	SLV	100.00
2024-02-21	GTM	SLV	800.00
2024-02-21	GTM	SLV	900.00
2024-02-21	GTM	SLV	418.00
2024-02-21	GTM	NIC	300.00
2024-02-21	HND	SLV	25.00
2024-02-22	CRI	SLV	5.00
2024-02-22	CRI	SLV	60.00
2024-02-22	CRI	SLV	5.00
2024-02-22	GTM	SLV	28.00
2024-02-22	GTM	SLV	300.00
2024-02-22	GTM	SLV	100.00
2024-02-22	GTM	SLV	270.00
2024-02-22	GTM	SLV	35.00
2024-02-22	GTM	SLV	3,000.00
2024-02-22	GTM	SLV	418.00
2024-02-22	NIC	SLV	38,480.00
2024-02-23	CRI	SLV	14,092.00
2024-02-23	CRI	SLV	14.00
2024-02-23	CRI	SLV	5.00
2024-02-23	GTM	SLV	750.00
2024-02-23	GTM	SLV	6,325.75
2024-02-23	GTM	SLV	200.00
2024-02-23	GTM	SLV	450.00
2024-02-23	GTM	SLV	150.00
2024-02-23	GTM	SLV	2,400.00
2024-02-23	HND	SLV	12,990.00
⋮	⋮	⋮	⋮

Fecha valor	Débito	Crédito	Monto
⋮	⋮	⋮	⋮
2024-02-26	CRI	SLV	100.00
2024-02-26	CRI	SLV	100.00
2024-02-26	CRI	SLV	32,969.63
2024-02-26	GTM	SLV	75.00
2024-02-26	GTM	SLV	307.38
2024-02-26	GTM	SLV	10,947.51
2024-02-26	GTM	SLV	900.00
2024-02-26	GTM	SLV	596.00
2024-02-26	GTM	SLV	24,000.00
2024-02-26	NIC	SLV	277.86
2024-02-28	CRI	SLV	331.63
2024-02-28	CRI	SLV	10.00
2024-02-28	CRI	SLV	200.00
2024-02-28	CRI	SLV	225.00
2024-02-28	CRI	SLV	1,071.00
2024-02-28	CRI	SLV	55.00
2024-02-28	CRI	SLV	55.00
2024-02-28	GTM	SLV	5,551.17
2024-02-28	GTM	SLV	33.00
2024-02-28	GTM	SLV	1,940.89
2024-02-28	GTM	SLV	969.13
2024-02-28	GTM	SLV	50.00
2024-02-28	GTM	SLV	470.00
2024-02-28	GTM	SLV	470.00
2024-02-28	GTM	SLV	614.49
2024-02-28	GTM	SLV	1,730.00
2024-02-28	GTM	SLV	100.00
2024-02-28	GTM	SLV	2,370.00
2024-02-28	GTM	SLV	650.00
2024-02-28	GTM	DOM	8,156.75
2024-02-28	NIC	SLV	120.00
2024-02-29	CRI	SLV	305.00
2024-02-29	GTM	SLV	786.00
2024-02-29	GTM	SLV	170.00
2024-02-29	GTM	SLV	55.00
2024-02-29	GTM	SLV	50.00
2024-02-29	GTM	SLV	225.00
2024-02-29	GTM	SLV	100.00
⋮	⋮	⋮	⋮

Fecha valor	Débito	Crédito	Monto
⋮	⋮	⋮	⋮
2024-02-29	GTM	SLV	4,000.00
2024-02-29	GTM	SLV	150.00
2024-02-29	GTM	SLV	18.00
2024-02-29	GTM	SLV	443.14
2024-02-29	GTM	SLV	25.00
2024-02-29	GTM	SLV	500.00
2024-02-29	GTM	HND	6,210.00
2024-02-29	GTM	DOM	16,975.00
2024-02-29	NIC	SLV	2,000.00
2024-02-29	NIC	SLV	3,870.00
2024-03-01	CRI	SLV	305.00
2024-03-01	GTM	SLV	1,940.89
2024-03-01	GTM	SLV	0.25
2024-03-01	GTM	SLV	0.25
2024-03-01	GTM	SLV	1,500.00
2024-03-01	GTM	SLV	200.00
2024-03-01	GTM	SLV	500.00
2024-03-01	GTM	SLV	140.00
2024-03-01	GTM	DOM	2,417.42
2024-03-01	GTM	DOM	95,028.67
2024-03-04	CRI	SLV	1,200.00
2024-03-04	CRI	SLV	55.00
2024-03-04	CRI	SLV	200.00
2024-03-04	CRI	SLV	220.00
2024-03-04	CRI	SLV	0.01
2024-03-04	GTM	SLV	50,000.00
2024-03-04	GTM	SLV	164.70
2024-03-04	GTM	SLV	461.14
2024-03-04	GTM	SLV	198.87
2024-03-04	GTM	SLV	125.00
2024-03-04	GTM	SLV	15,000.00
2024-03-04	GTM	SLV	50.00
2024-03-04	GTM	SLV	4,000.00
2024-03-04	GTM	SLV	990.75
2024-03-04	NIC	SLV	358.67
2024-03-05	CRI	SLV	247.42
2024-03-05	CRI	SLV	54.00
2024-03-05	CRI	SLV	250.00
⋮	⋮	⋮	⋮



Fecha valor	Débito	Crédito	Monto
⋮	⋮	⋮	⋮
2024-03-05	GTM	SLV	1,821.00
2024-03-05	GTM	SLV	2,000.00
2024-03-05	GTM	SLV	100.00
2024-03-05	GTM	SLV	1,000.00
2024-03-05	GTM	SLV	55.00
2024-03-05	GTM	SLV	2.00
2024-03-05	GTM	SLV	264.53
2024-03-05	GTM	SLV	100.00
2024-03-05	GTM	SLV	344.00
2024-03-05	GTM	SLV	94.00
2024-03-05	GTM	SLV	430.00
2024-03-05	GTM	SLV	300.00
2024-03-05	GTM	SLV	3,854.76
2024-03-05	GTM	SLV	40.00
2024-03-05	GTM	SLV	2,500.00
2024-03-05	GTM	SLV	500.00
2024-03-05	GTM	DOM	5,000.00
2024-03-05	GTM	DOM	43,637.00
2024-03-05	NIC	SLV	1,500.00
2024-03-05	NIC	SLV	10.00
2024-03-06	CRI	SLV	250.00
2024-03-06	GTM	SLV	114.00
2024-03-06	GTM	SLV	35.00
2024-03-06	GTM	SLV	236.67
2024-03-06	GTM	SLV	50.00
2024-03-06	GTM	SLV	1,300.00
2024-03-06	HND	SLV	1,500.00
2024-03-06	NIC	SLV	1,380.00
2024-03-07	GTM	SLV	4,000.00
2024-03-07	GTM	SLV	160.00
2024-03-07	GTM	SLV	100.00
2024-03-07	GTM	SLV	943.20
2024-03-07	GTM	SLV	500.00
2024-03-07	GTM	SLV	3,854.76
2024-03-07	GTM	DOM	593.07
2024-03-07	HND	SLV	206.00
2024-03-08	GTM	SLV	50.00
2024-03-08	GTM	SLV	1,000.00
⋮	⋮	⋮	⋮

Fecha valor	Débito	Crédito	Monto
⋮	⋮	⋮	⋮
2024-03-08	GTM	SLV	2,000.00
2024-03-08	GTM	SLV	500.00
2024-03-08	GTM	SLV	400.00
2024-03-08	GTM	SLV	350.00
2024-03-08	GTM	SLV	264.53
2024-03-08	GTM	SLV	395.00
2024-03-08	GTM	SLV	1,300.00
2024-03-08	GTM	SLV	100.00
2024-03-08	GTM	SLV	34.00
2024-03-08	GTM	DOM	5,000.00
2024-03-08	GTM	DOM	100.00
2024-03-08	GTM	DOM	17,624.50
2024-03-08	NIC	SLV	750.00
2024-03-11	CRI	SLV	1,682.34
2024-03-11	SLV	CRI	500.00
2024-03-11	GTM	SLV	273.39
2024-03-11	GTM	SLV	105.26
2024-03-11	GTM	SLV	328.94
2024-03-11	GTM	SLV	34,612.15
2024-03-11	GTM	SLV	1.00
2024-03-11	GTM	SLV	395.00
2024-03-11	GTM	SLV	100.00
2024-03-11	GTM	SLV	3,854.76
2024-03-11	GTM	SLV	500.00
2024-03-11	NIC	SLV	30.00
2024-03-12	GTM	SLV	618.00
2024-03-12	GTM	SLV	961.69
2024-03-12	GTM	SLV	649.56
2024-03-12	GTM	SLV	1,500.00
2024-03-12	GTM	SLV	55.00
2024-03-12	GTM	SLV	12,000.00
2024-03-12	GTM	SLV	136.00
2024-03-12	NIC	DOM	20,000.00
2024-03-13	CRI	SLV	750.00
2024-03-13	CRI	SLV	45.00
2024-03-13	GTM	SLV	3,000.00
2024-03-13	GTM	SLV	100.00
2024-03-13	GTM	SLV	62.25
⋮	⋮	⋮	⋮

Fecha valor	Débito	Crédito	Monto
⋮	⋮	⋮	⋮
2024-03-13	GTM	SLV	50.00
2024-03-13	GTM	SLV	50.00
2024-03-13	GTM	SLV	10.00
2024-03-13	GTM	SLV	7.00
2024-03-13	GTM	SLV	2,000.00
2024-03-13	GTM	SLV	395.00
2024-03-13	GTM	SLV	1,100.00
2024-03-13	GTM	DOM	17,624.50
2024-03-13	GTM	DOM	100.00
2024-03-13	HND	SLV	250.00
2024-03-13	HND	SLV	1.00
2024-03-13	NIC	SLV	15.00
2024-03-14	CRI	SLV	925.00
2024-03-14	GTM	SLV	500.00
2024-03-14	GTM	SLV	271.05
2024-03-14	GTM	SLV	75.00
2024-03-14	GTM	SLV	175.00
2024-03-14	GTM	SLV	35.00
2024-03-14	GTM	SLV	678.00
2024-03-14	GTM	SLV	75,000.00
2024-03-14	GTM	DOM	41,901.08
2024-03-15	CRI	SLV	1.00
2024-03-15	CRI	SLV	200.00
2024-03-15	CRI	SLV	100.00
2024-03-15	CRI	SLV	10.00
2024-03-15	CRI	SLV	40.00
2024-03-15	CRI	SLV	926.13
2024-03-15	GTM	SLV	618.00
2024-03-15	GTM	SLV	250.00
2024-03-15	GTM	SLV	269.00
2024-03-15	GTM	SLV	75.00
2024-03-15	GTM	SLV	1,553.00
2024-03-15	GTM	SLV	61.00
2024-03-15	GTM	SLV	55.00
2024-03-15	GTM	SLV	350.00
2024-03-15	GTM	DOM	300.00
2024-03-15	NIC	SLV	60.00
2024-03-15	NIC	SLV	300.00
⋮	⋮	⋮	⋮



Fecha valor	Débito	Crédito	Monto
⋮	⋮	⋮	⋮
2024-03-18	CRI	SLV	35.00
2024-03-18	CRI	SLV	100.00
2024-03-18	CRI	SLV	40.00
2024-03-18	CRI	SLV	50.00
2024-03-18	CRI	SLV	95.00
2024-03-18	CRI	SLV	29.00
2024-03-18	CRI	SLV	29.00
2024-03-18	GTM	SLV	3,000.00
2024-03-18	GTM	SLV	127.00
2024-03-18	GTM	SLV	33.00
2024-03-18	GTM	SLV	1.00
2024-03-18	GTM	SLV	95.00
2024-03-18	GTM	SLV	50.00
2024-03-18	GTM	SLV	110.00
2024-03-18	GTM	DOM	22,308.00
2024-03-18	GTM	DOM	14,000.00
2024-03-18	NIC	SLV	455.00
2024-03-19	CRI	SLV	50.00
2024-03-19	GTM	SLV	5,000.00
2024-03-19	GTM	SLV	1,500.00
2024-03-19	GTM	SLV	186.00
2024-03-19	GTM	SLV	750.00
2024-03-19	GTM	SLV	334.00
2024-03-19	GTM	SLV	1,807.00
2024-03-19	GTM	SLV	75.00
2024-03-19	GTM	SLV	350.00
2024-03-19	GTM	SLV	10.00
2024-03-19	GTM	SLV	10.00
2024-03-19	GTM	DOM	975.00
2024-03-19	GTM	DOM	20,449.80
2024-03-19	GTM	DOM	20,000.00
2024-03-19	HND	SLV	500.00
2024-03-19	HND	SLV	200.00
2024-03-19	NIC	SLV	30.00
2024-03-19	NIC	SLV	30.00
2024-03-20	NaN	SLV	440.00
2024-03-20	CRI	SLV	10.00
2024-03-20	GTM	SLV	7,000.00
⋮	⋮	⋮	⋮

Fecha valor	Débito	Crédito	Monto
⋮	⋮	⋮	⋮
2024-03-21	CRI	SLV	199.00
2024-03-21	CRI	SLV	1,300.00
2024-03-21	CRI	SLV	105.00
2024-03-21	GTM	SLV	10.00
2024-03-21	GTM	SLV	650.00
2024-03-21	GTM	SLV	350.00
2024-03-21	GTM	DOM	41,901.08
2024-03-21	HND	SLV	20.00
2024-03-22	GTM	SLV	160.00
2024-03-22	GTM	SLV	243.71
2024-03-22	GTM	SLV	250.00
2024-03-22	GTM	SLV	448.00
2024-03-25	CRI	SLV	105.00
2024-03-25	GTM	SLV	10,800.00
2024-03-25	GTM	SLV	6.41
2024-03-25	GTM	SLV	75.00
2024-03-25	GTM	SLV	2,000.00
2024-03-25	GTM	SLV	25.00
2024-03-25	GTM	SLV	10,000.00
2024-03-25	GTM	SLV	3,854.76
2024-03-25	GTM	HND	18,367.94
2024-03-25	GTM	HND	6,579.40
2024-03-26	GTM	SLV	1,395.00
2024-03-26	GTM	SLV	220.00
2024-03-26	GTM	SLV	0.01
2024-03-26	GTM	SLV	0.01
2024-03-26	GTM	SLV	6.28
2024-03-26	GTM	SLV	5,729.84
2024-03-26	GTM	SLV	30.00
2024-03-26	GTM	SLV	1,000.00
2024-03-26	GTM	SLV	1,700.00
2024-03-26	GTM	SLV	1,500.00
2024-03-26	GTM	SLV	99.00
2024-03-26	GTM	SLV	1,000.00
2024-03-26	GTM	SLV	9,500.00
2024-03-27	CRI	SLV	2,000.00
2024-03-27	CRI	SLV	220.00
2024-03-27	GTM	SLV	131.00
⋮	⋮	⋮	⋮

Fecha valor	Débito	Crédito	Monto
⋮	⋮	⋮	⋮
2024-03-27	GTM	SLV	130.00
2024-03-27	GTM	SLV	5,000.00
2024-03-27	GTM	SLV	100.00
2024-03-27	GTM	SLV	440.00
2024-03-27	GTM	SLV	1,500.00
2024-03-27	GTM	SLV	6.25
2024-03-27	GTM	SLV	10.00
2024-03-27	GTM	SLV	20.00
2024-03-27	NIC	DOM	1,257.00
2024-03-27	NIC	DOM	1,425.00
2024-03-27	NIC	DOM	1,609.00
2024-03-27	NIC	DOM	1,555.00
2024-03-27	NIC	DOM	938.00
2024-03-27	NIC	DOM	1,550.00
2024-03-27	NIC	DOM	1,463.00
2024-03-27	NIC	DOM	1,533.00
2024-03-27	NIC	DOM	1,620.00
2024-04-01	CRI	SLV	900.00
2024-04-01	NIC	DOM	1,376.00
2024-04-02	CRI	SLV	875.00
2024-04-02	CRI	SLV	650.00
2024-04-02	GTM	SLV	35.93
2024-04-02	GTM	SLV	5,000.00
2024-04-02	GTM	SLV	150.00
2024-04-02	GTM	SLV	250.00
2024-04-02	GTM	SLV	22.50
2024-04-02	GTM	SLV	250.00
2024-04-02	GTM	SLV	50.00
2024-04-02	GTM	SLV	2,020.27
2024-04-02	GTM	SLV	9,000.00
2024-04-02	GTM	SLV	1,190.00
2024-04-02	GTM	DOM	99,366.75
2024-04-02	GTM	DOM	2,417.42
2024-04-02	GTM	DOM	300.00
2024-04-02	NIC	SLV	287.00
2024-04-02	NIC	SLV	90.00
2024-04-03	CRI	SLV	100.00
2024-04-03	GTM	SLV	108,000.00
⋮	⋮	⋮	⋮



FIN DEL REPORTE

Fecha valor	Débito	Crédito	Monto
⋮	⋮	⋮	⋮
2024-04-03	GTM	SLV	75.00
2024-04-03	GTM	SLV	2,051.72
2024-04-03	GTM	SLV	25.66
2024-04-03	GTM	SLV	50.00
2024-04-03	NIC	SLV	150.00
2024-04-04	CRI	SLV	807.50
2024-04-04	CRI	SLV	15.00
2024-04-04	GTM	SLV	10,800.00
2024-04-04	GTM	SLV	52.78
2024-04-04	GTM	SLV	52.78
2024-04-04	GTM	SLV	298.84
2024-04-04	GTM	SLV	100,000.00
2024-04-04	GTM	SLV	1.00
2024-04-05	CRI	SLV	1.00
2024-04-05	CRI	SLV	45.00
2024-04-05	SLV	DOM	3,000.00
2024-04-05	GTM	SLV	12.85
2024-04-05	GTM	SLV	2,000.00
2024-04-05	GTM	DOM	4,000.00
2024-04-05	HND	SLV	15.00
2024-04-05	NIC	SLV	20.00
2024-04-08	CRI	SLV	100.00
2024-04-08	CRI	SLV	800.00
2024-04-08	GTM	SLV	1.00
2024-04-08	GTM	SLV	100.00
2024-04-08	GTM	SLV	64.23
2024-04-08	GTM	SLV	66.13
2024-04-08	GTM	SLV	750.00
2024-04-09	GTM	SLV	3.00
2024-04-09	GTM	SLV	1,010.50
2024-04-09	GTM	SLV	30.00
2024-04-09	GTM	SLV	15.00
2024-04-09	GTM	SLV	10.00
2024-04-09	GTM	SLV	31,441.65
2024-04-09	GTM	SLV	15,104.32
2024-04-09	GTM	SLV	1.00
2024-04-09	GTM	SLV	40.00
2024-04-09	GTM	SLV	1,150.00
⋮	⋮	⋮	⋮

Fecha valor	Débito	Crédito	Monto
⋮	⋮	⋮	⋮
2024-04-09	GTM	SLV	15.00
2024-04-09	GTM	SLV	250.00
2024-04-09	GTM	SLV	650.00
2024-04-09	GTM	DOM	2,417.42
2024-04-09	HND	SLV	62.00
2024-04-10	CRI	SLV	83.90
2024-04-10	CRI	DOM	9,800.00
2024-04-10	GTM	CRI	30.00
2024-04-10	GTM	SLV	2,600.00
2024-04-10	GTM	SLV	40.00
2024-04-10	GTM	SLV	1,150.00
2024-04-10	GTM	SLV	335.00
2024-04-10	GTM	SLV	180.00
2024-04-10	GTM	SLV	130.00
2024-04-10	GTM	SLV	258.54
2024-04-10	HND	SLV	1.00
2024-04-10	HND	DOM	743.00
2024-04-11	CRI	SLV	83.90
2024-04-11	CRI	SLV	83.90
2024-04-11	CRI	SLV	83.90
2024-04-11	GTM	SLV	10.00
2024-04-11	GTM	SLV	920.00
2024-04-11	GTM	SLV	1,139.05
2024-04-11	GTM	SLV	1,109.82
2024-04-11	GTM	SLV	550.00
2024-04-11	GTM	SLV	160.00
2024-04-11	GTM	SLV	40.00
2024-04-12	CRI	SLV	14,200.00
2024-04-12	CRI	SLV	10.00
2024-04-12	GTM	SLV	700.00
2024-04-12	GTM	SLV	2,000.00
2024-04-12	GTM	SLV	175.00
2024-04-12	GTM	SLV	1,628.00
2024-04-12	GTM	SLV	856.40
2024-04-12	HND	SLV	20.00
2024-04-12	HND	SLV	24.00
2024-04-12	NIC	SLV	14.00

